

A AUTIELLO CONSTRUCTION CO INC 401K

Screens Summary (Data as of 12-31-2019)

⊖ Fund Removed from Approved List ⚠ Fund on Watch List

Name	Ticker	Asset Class	Trailing Performance and Risk				Management			Style		Expense				
			1 Yr	3 Yr	5 Yr	10 Yr	Pass/ Fail	Std Dev 3 Yr %	Beta 3 Yr %	Tenure	Pass/ Fail	Style Box	Pass/ Fail	Exp Ratio	Pass/ Fail	
US Stock																
Vanguard 500 Index Admiral	VFIAX	Large Blend Index	31.46	15.23	11.66	13.52	✓	12.10	1.00	3.68	✓	■	✓	0.04	✓	
<i>percentile rank</i>			24	18	10	8										
<i># of funds in category</i>			1,394	1,210	1,065	815										
MFS Growth R6	MFEKX	Large Growth	37.81	22.84	15.36	—	✓	12.96	0.95	17.76	✓	■	✓	0.57	✓	
<i>percentile rank</i>			10	8	8	—										
<i># of funds in category</i>			1,363	1,230	1,098	822										
JPMorgan Equity Income R6	OIEJX	Large Value	26.60	12.63	10.04	—	✓	10.98	0.90	15.42	✓	■	✓	0.48	✓	
<i>percentile rank</i>			35	12	9	—										
<i># of funds in category</i>			1,215	1,097	951	697										
Vanguard Mid Cap Index Admiral	VIMAX	Mid-Cap Blend	31.03	12.36	9.25	13.08	✓	13.00	0.99	21.63	✓	■	✓	0.05	✓	
<i>percentile rank</i>			13	11	17	7										
<i># of funds in category</i>			404	361	292	220										
Vanguard Small Cap Growth Index Admiral	VSGAX	Small Growth	32.76	15.14	10.51	—	✓	15.56	0.92	15.01	✓	■	✗	0.07	✓	
<i>percentile rank</i>			27	39	42	—										
<i># of funds in category</i>			642	574	509	383										
DFA US Small Cap Value I	DFSVX	Small Value	18.12	2.44	4.91	10.68	✓	17.93	1.12	7.84	✓	■	✓	0.52	✓	
<i>percentile rank</i>			82	75	60	35										
<i># of funds in category</i>			419	387	346	237										
Non-US Stock																
Invesco Oppenheimer Developing Mkts R6	ODVIX	Diversified Emerging Mkts	24.53	14.13	6.62	—	✓	13.45	0.90	12.68	✓	■	✓	0.83	✓	
<i>percentile rank</i>			20	13	21	—										
<i># of funds in category</i>			832	711	577	243										
MFS Research International R6	MRSKX	Foreign Large Blend	28.12	12.33	6.70	5.96	✓	11.22	0.94	3.67	✓	■	✗	0.73	✓	
<i>percentile rank</i>			4	2	13	19										
<i># of funds in category</i>			736	632	498	377										
Vanguard Developed Markets Index Admiral	VTMGX	Foreign Large Blend Index	22.05	9.69	6.18	5.74	✓	11.40	0.98	6.86	✓	■	✓	0.07	✓	
<i>percentile rank</i>			42	38	21	26										
<i># of funds in category</i>			736	632	498	377										
Alternative																
Vanguard Real Estate Index Admiral	VGSLX	Real Estate	28.94	8.37	7.17	11.97	✓	12.06	0.98	23.65	✓	—	✓	0.11	✓	
<i>percentile rank</i>			29	46	38	29										
<i># of funds in category</i>			259	224	200	138										
Fixed Income																
Vanguard Inflation-Protected Secs Adm	VAIPX	Inflation-Protected Bond	8.16	3.15	2.45	3.25	✓	2.96	0.98	8.37	✓	—	—	0.10	✓	
<i>percentile rank</i>			45	35	33	23										
<i># of funds in category</i>			221	194	163	104										

A AUTIELLO CONSTRUCTION CO INC 401K

Screens Summary (Data as of 12-31-2019)

⊖ Fund Removed from Approved List
 ! Fund on Watch List

Name	Ticker	Asset Class	Trailing Performance and Risk				Management			Style		Expense			
			1 Yr	3 Yr	5 Yr	10 Yr	Pass/ Fail	Std Dev 3 Yr %	Beta 3 Yr %	Tenure	Pass/ Fail	Style Box	Pass/ Fail	Exp Ratio	Pass/ Fail
Baird Aggregate Bond Inst	BAGIX	Intermediate-Term Bond	9.48	4.38	3.43	4.65	✓	2.89	0.99	19.27	✓	☒	—	0.30	✓
<i>percentile rank</i>			15	10	8	8									
<i># of funds in category</i>			431	383	328	252									
PIMCO Income Instl	PIMIX	Multisector Bond	8.05	5.68	5.66	8.76	✓	1.92	0.21	12.76	✓	—	—	1.05	✓
<i>percentile rank</i>			78	20	6	1									
<i># of funds in category</i>			302	265	223	120									
Federated Government Ultrashrt Dur R6	FGULX	Ultrashort Bond	2.16	1.71	—	—	✓	0.24	0.02	22.49	✓	—	—	0.24	✓
<i>percentile rank</i>			93	85	—	—									
<i># of funds in category</i>			201	161	130	62									

Target Date

BlackRock LifePath® Index 2025 K	LIBKX	Target Date	18.98	9.04	6.64	—	✓	6.51	0.99	8.59	✓	—	✓	0.01	✓
<i>percentile rank</i>			36	33	25	—									
<i># of funds in category</i>			233	197	158	83									
BlackRock LifePath® Index 2030 K	LINKX	Target Date	21.08	9.99	7.27	—	✓	7.59	0.99	8.59	✓	—	✓	0.07	✓
<i>percentile rank</i>			30	34	28	—									
<i># of funds in category</i>			242	207	165	95									
BlackRock LifePath® Index 2035 K	LIJXX	Target Date	23.08	10.88	7.87	—	✓	8.69	0.98	8.59	✓	—	✓	0.08	✓
<i>percentile rank</i>			26	28	23	—									
<i># of funds in category</i>			230	194	155	80									
BlackRock LifePath® Index 2040 K	LIKXX	Target Date	25.01	11.69	8.42	—	✓	9.66	0.98	8.59	✓	—	✓	0.08	✓
<i>percentile rank</i>			14	18	16	—									
<i># of funds in category</i>			242	207	165	95									
BlackRock LifePath® Index 2045 K	LIHXX	Target Date	26.25	12.23	8.75	—	✓	10.38	1.01	8.59	✓	—	✓	0.08	✓
<i>percentile rank</i>			7	10	8	—									
<i># of funds in category</i>			230	194	155	79									
BlackRock LifePath® Index 2050 K	LIPXX	Target Date	26.77	12.37	8.85	—	✓	10.70	1.02	8.59	✓	—	✓	0.08	✓
<i>percentile rank</i>			6	8	7	—									
<i># of funds in category</i>			242	207	165	77									
BlackRock LifePath® Index 2055 K	LIVXX	Target Date	26.89	12.42	8.89	—	✓	10.72	1.02	8.59	✓	—	✓	0.08	✓
<i>percentile rank</i>			6	10	6	—									
<i># of funds in category</i>			230	192	150	15									
BlackRock LifePath® Index 2060 K	LIZXX	Target Date	26.92	12.43	—	—	✓	10.73	1.02	3.84	✓	—	✓	0.12	✓
<i>percentile rank</i>			8	10	—	—									
<i># of funds in category</i>			216	147	34	—									
BlackRock LifePath® Index Retire K	LIRXX	Target Date	15.90	7.39	5.49	—	✓	4.76	1.14	8.59	✓	—	✓	0.09	✓
<i>percentile rank</i>			11	8	4	—									
<i># of funds in category</i>			184	158	132	88									

Balanced

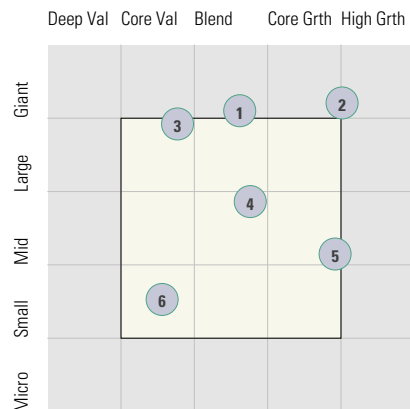
American Funds American Balanced R6	RLBGX	Moderate Allocation	19.55	10.56	8.47	10.48	✓	7.00	1.01	21.01	✓	—	✖	0.28	✓
<i>percentile rank</i>			48	12	6	5									
<i># of funds in category</i>			699	644	571	420									

A AUTIELLO CONSTRUCTION CO INC 401K

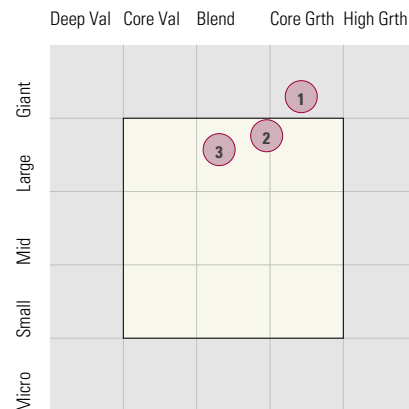
Style Analysis (Data as of 12-31-2019)

Style Analysis

Morningstar Style Box US Stock



Morningstar Style Box Non-US Stock



US Stock Funds

Fund	Category	Super Sectors %			Asset Allocation %			Avg Mkt Cap M\$
		Cyclical	Defensive	Sensitive	Cash	US Stock	Foreign	
1 Vanguard 500 Index Admiral	Large Blend Index	30.69	25.24	44.08	0.35	98.70	0.95	71.43
2 MFS Growth R6	Large Growth	33.00	18.53	48.45	1.55	96.83	1.62	50.98
3 JPMorgan Equity Income R6	Large Value	40.54	27.95	31.52	2.61	96.62	0.77	55.01
4 Vanguard Mid Cap Index Admiral	Mid-Cap Blend	39.14	21.90	38.96	0.77	97.44	1.78	10.75
5 Vanguard Small Cap Growth Index Admiral	Small Growth	28.02	24.72	47.27	2.08	97.21	0.71	2.95
6 DFA US Small Cap Value I	Small Value	46.48	8.93	44.57	1.27	96.66	2.06	1.30

Non-US Stock Funds

Fund	Category	Super Sectors %			Regional Exposure %			Market Maturity %		
		Cyclical	Defensive	Sensitive	Americas	Greater Asia	Greater Europe	Developed	EM%	Avg Mkt Cap M\$
1 Invesco Oppenheimer Developing Mkts R6	Diversified Emerging Mkts	62.18	12.38	25.44	18.25	59.19	22.56	27.27	72.73	18.22
2 MFS Research International R6	Foreign Large Blend	37.52	25.62	36.86	7.59	34.76	57.65	94.81	5.19	32.28
3 Vanguard Developed Markets Index Admiral	Foreign Large Blend Index	40.27	23.69	36.05	9.63	36.45	53.91	98.88	1.12	30.79

Fixed Income Funds

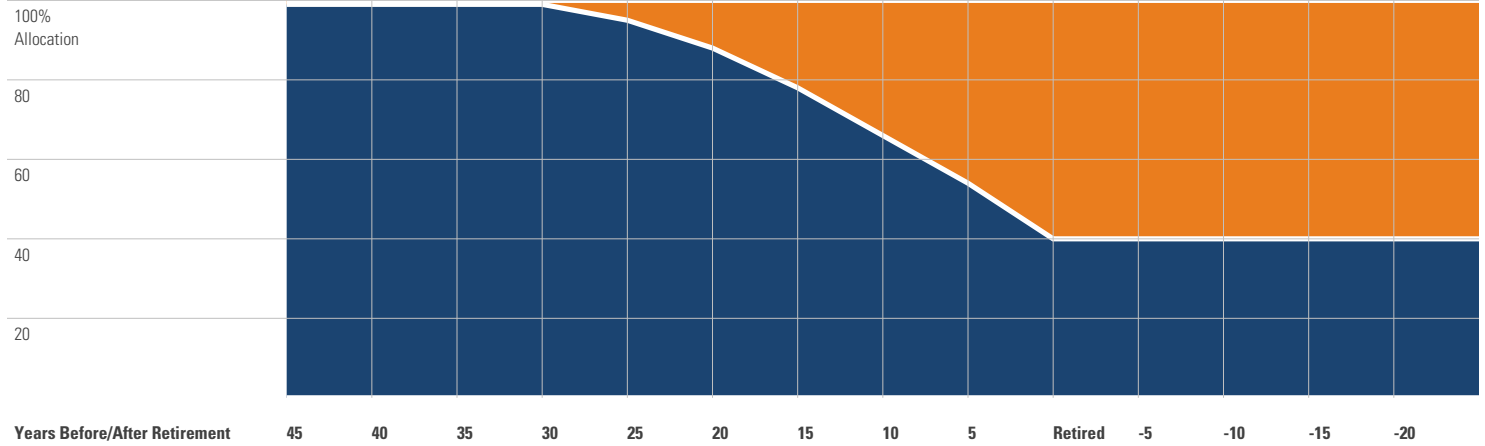
Fund	Category	Super Sectors %				Other Stats	Credit Quality %		
		US Govt Debt	Mtg	US Credit	Non US		Avg Eff Duration	Inv Grade	Below Inv Grade
1 Vanguard Inflation-Protected Secs Adm	Inflation-Protected Bond	97.66	0.00	0.00	0.00	7.38	100.00	0.00	0.00
2 Baird Aggregate Bond Inst	Intermediate-Term Bond	24.33	25.13	41.86	0.00	5.87	99.70	0.30	0.00
3 PIMCO Income Instl	Multisector Bond	23.47	13.75	18.66	0.00	0.41	81.00	19.00	0.00
4 Federated Government Ultrashrt Dur R6	Ultrashort Bond	15.26	56.99	0.00	0.00	0.38	100.00	0.00	0.00

A AUTIELLO CONSTRUCTION CO INC 401K

Target Date Analysis (Data as of 12-31-2019)

Target Date Allocation

● Stocks ● Cash ● Bonds ● Other



Target Date Portfolio Data

Asset Allocation %

	Total Stock	US Stock	Non-US Stock	Total Bond	Infl Prot Bond	HY Bond	Cash	Other	Avg Mkt Cap \$M
BlackRock LifePath® Index 2025 K	54.69	34.24	20.45	42.91	14.84	0.00	2.09	0.31	27.78
BlackRock LifePath® Index 2030 K	66.77	40.38	26.39	31.18	17.26	0.00	1.81	0.23	28.92
BlackRock LifePath® Index 2035 K	77.86	45.97	31.89	20.49	19.97	0.00	1.47	0.17	28.88
BlackRock LifePath® Index 2040 K	88.00	51.05	36.95	10.66	24.02	0.00	1.23	0.12	29.49
BlackRock LifePath® Index 2045 K	94.69	54.33	40.36	4.14	24.65	0.00	1.07	0.09	29.22
BlackRock LifePath® Index 2050 K	97.75	55.70	42.05	1.29	14.74	0.00	0.89	0.08	29.39
BlackRock LifePath® Index 2055 K	98.04	55.78	42.26	1.00	7.76	0.00	0.89	0.08	28.63
BlackRock LifePath® Index 2060 K	98.00	55.86	42.14	0.95	3.53	0.00	0.97	0.08	—
BlackRock LifePath® Index Retire K	40.26	26.80	13.46	57.17	12.51	0.00	2.18	0.40	25.57