

ALLIANCE COLLEGE READY PUBLIC

Screens Summary (Data as of 12-31-2019)

⊖ Fund Removed from Approved List ⚠ Fund on Watch List

Name	Ticker	Asset Class	Trailing Performance and Risk				Management			Style		Expense				
			1 Yr	3 Yr	5 Yr	10 Yr	Pass/ Fail	Std Dev 3 Yr %	Beta 3 Yr %	Tenure	Pass/ Fail	Style Box	Pass/ Fail	Exp Ratio	Pass/ Fail	
US Stock																
American Funds Invmt Co of Amer R6 <i>percentile rank</i> <i># of funds in category</i>	RICGX	Large Blend	24.92 87 1,394	12.03 77 1,210	9.82 60 1,065	11.73 67 815	✔	11.23	0.90	27.85	✔	☐	✔	0.29	✔	
Vanguard 500 Index Admiral <i>percentile rank</i> <i># of funds in category</i>	VFIAX	Large Blend Index	31.46 24 1,394	15.23 18 1,210	11.66 10 1,065	13.52 8 815	✔	12.10	1.00	3.68	✔	☐	✔	0.04	✔	
American Funds AMCAP R6 <i>percentile rank</i> <i># of funds in category</i>	RAFGX	Large Growth	26.74 89 1,363	15.15 79 1,230	11.04 69 1,098	13.30 57 822	✔	12.52	0.91	23.68	✔	☐	✔	0.36	✔	
American Funds Washington Mutual R6 <i>percentile rank</i> <i># of funds in category</i>	RWMGX	Large Value	25.93 82 1,394	13.90 49 1,210	10.96 35 1,065	13.09 28 815	✔	10.28	0.83	22.52	✔	☐	✔	0.29	✔	
MFS Mid Cap Growth R6 <i>percentile rank</i> <i># of funds in category</i>	OTCKX	Mid-Cap Growth	37.93 17 619	20.84 9 566	14.09 6 502	– – 386	✔	13.10	0.90	11.12	✔	☐	✔	0.74	✔	
Vanguard Mid-Cap Value Index Admiral <i>percentile rank</i> <i># of funds in category</i>	VMVAX	Mid-Cap Value	27.99 32 422	9.47 18 377	8.23 25 342	– – 233	✔	13.39	1.02	13.38	✔	☐	✔	0.07	✔	
Vanguard Small Cap Growth Index Admiral <i>percentile rank</i> <i># of funds in category</i>	VSGAX	Small Growth	32.76 27 642	15.14 39 574	10.51 42 509	– – 383	✔	15.56	0.92	15.01	✔	☐	✖	0.07	✔	
Vanguard Small Cap Value Index Admiral <i>percentile rank</i> <i># of funds in category</i>	VSIAX	Small Value	22.76 35 419	6.40 15 387	7.46 18 346	– – 237	✔	15.00	0.93	3.68	✔	☐	✖	0.07	✔	
Non-US Stock																
American Funds New World R6 <i>percentile rank</i> <i># of funds in category</i>	RNWGX	Diversified Emerging Mkts	28.03 9 832	14.46 10 711	8.10 6 577	6.76 1 243	✔	11.26	0.74	20.55	✔	☐	✔	0.61	✔	
Vanguard Developed Markets Index Admiral <i>percentile rank</i> <i># of funds in category</i>	VTMGX	Foreign Large Blend Index	22.05 42 736	9.69 38 632	6.18 21 498	5.74 26 377	✔	11.40	0.98	6.86	✔	☐	✔	0.07	✔	
⚠ Invesco Oppenheimer International Gr Y <i>percentile rank</i> <i># of funds in category</i>	OIGYX	Foreign Large Growth	28.98 41 469	9.69 88 405	5.98 73 338	7.37 33 249	✔	13.07	1.11	23.78	✔	☐	✔	0.85	✔	
Vanguard International Value Inv <i>percentile rank</i> <i># of funds in category</i>	VTRIX	Foreign Large Value	20.39 21 347	9.61 6 305	5.17 13 253	4.91 29 165	✔	11.56	1.04	11.63	✔	☐	✖	0.37	✔	
MFS Global Equity R4 <i>percentile rank</i> <i># of funds in category</i>	MWELX	World Stock	30.55 18 876	13.50 32 728	9.12 29 610	10.58 14 370	✔	11.36	0.90	10.25	✔	☐	✔	0.91	✔	

ALLIANCE COLLEGE READY PUBLIC

Screens Summary (Data as of 12-31-2019)

⊖ Fund Removed from Approved List ⚠ Fund on Watch List

Name	Ticker	Asset Class	Trailing Performance and Risk				Management			Style		Expense				
			1 Yr	3 Yr	5 Yr	10 Yr	Pass/ Fail	Std Dev 3 Yr %	Beta 3 Yr %	Tenure	Pass/ Fail	Style Box	Pass/ Fail	Exp Ratio	Pass/ Fail	
Alternative																
Invesco Balanced-Risk Commodity Strat R6	IBRFX	Commodities Broad Basket	4.45	-1.11	-1.97	-	✔	8.79	0.88	9.09	✔	—	—	1.01	✔	
<i>percentile rank</i>			82	65	20	-										
<i># of funds in category</i>			131	107	97	36										
Vanguard Real Estate Index Admiral	VGSLX	Real Estate	28.94	8.37	7.17	11.97	✔	12.06	0.98	23.65	✔	—	✔	0.11	✔	
<i>percentile rank</i>			29	46	38	29										
<i># of funds in category</i>			259	224	200	138										
Fixed Income																
Eaton Vance Income Fund of Boston I	EIBIX	High Yield Bond	13.55	5.54	5.41	7.06	✔	3.70	0.87	5.16	✔	—	—	0.79	✔	
<i>percentile rank</i>			47	49	30	23										
<i># of funds in category</i>			713	618	543	340										
American Century Inflation Adjs Bond R5	AIANX	Inflation-Protected Bond	8.07	2.96	2.33	3.00	✔	2.96	0.97	18.10	✔	—	—	0.27	✔	
<i>percentile rank</i>			50	49	39	41										
<i># of funds in category</i>			221	194	163	104										
Vanguard Interm-Term Bond Index Adm	VBILX	Intermediate-Term Bond	10.18	4.53	3.53	4.77	✔	3.40	1.15	11.69	✔	📊	—	0.07	✔	
<i>percentile rank</i>			2	4	4	4										
<i># of funds in category</i>			431	383	328	252										
PIMCO Income I2	PONPX	Multisector Bond	7.94	5.57	5.55	8.66	✔	1.92	0.21	12.76	✔	—	—	1.15	✔	
<i>percentile rank</i>			79	22	7	1										
<i># of funds in category</i>			302	265	223	120										
PIMCO Short-Term I2	PTSPX	Ultrashort Bond	2.63	2.12	2.02	1.71	✔	0.70	-0.14	9.00	✔	—	—	0.60	✖	
<i>percentile rank</i>			73	45	13	21										
<i># of funds in category</i>			201	161	130	62										
PIMCO International Bond (USD-Hdg) I-2	PFBPX	World Bond	7.23	4.37	4.05	5.84	✔	2.09	0.45	5.27	✔	—	—	0.65	✔	
<i>percentile rank</i>			76	36	16	2										
<i># of funds in category</i>			102	72	57	37										
Target Date																
American Funds 2010 Trgt Date Retire R6	RFTTX	Target Date	13.88	7.03	5.49	7.06	✔	4.43	0.94	12.92	✔	—	✔	0.31	✔	
<i>percentile rank</i>			56	31	17	8										
<i># of funds in category</i>			134	96	83	62										
American Funds 2015 Trgt Date Retire R6	RFJTX	Target Date	14.94	7.53	5.85	7.51	✔	4.86	0.93	12.92	✔	—	✔	0.31	✔	
<i>percentile rank</i>			62	35	30	5										
<i># of funds in category</i>			128	99	73	47										
American Funds 2020 Trgt Date Retire R6	RRCTX	Target Date	15.59	8.28	6.37	8.17	✔	5.30	0.91	12.92	✔	—	✔	0.31	✔	
<i>percentile rank</i>			69	27	17	2										
<i># of funds in category</i>			234	199	157	93										
American Funds 2025 Trgt Date Retire R6	RFDTX	Target Date	17.85	9.47	7.12	9.15	✔	6.45	0.97	12.92	✔	—	✔	0.33	✔	
<i>percentile rank</i>			68	20	5	1										
<i># of funds in category</i>			233	197	158	83										

ALLIANCE COLLEGE READY PUBLIC

Screens Summary (Data as of 12-31-2019)

Fund Removed from Approved List

Fund on Watch List

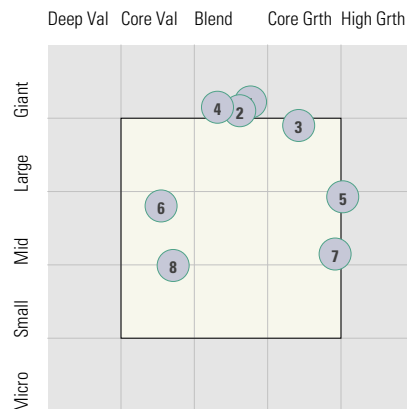
Name	Ticker	Asset Class	Trailing Performance and Risk				Management			Style		Expense				
			1 Yr	3 Yr	5 Yr	10 Yr	Pass/ Fail	Std Dev 3 Yr %	Beta 3 Yr %	Tenure	Pass/ Fail	Style Box	Pass/ Fail	Exp Ratio	Pass/ Fail	
American Funds 2030 Trgt Date Retire R6 <i>percentile rank</i> <i># of funds in category</i>	RFETX	Target Date	20.06 60 242	10.86 4 207	8.07 1 165	9.88 1 95		7.68	0.99	12.92		—		0.35		
American Funds 2035 Trgt Date Retire R6 <i>percentile rank</i> <i># of funds in category</i>	RFCTX	Target Date	23.29 21 230	12.28 1 194	8.99 1 155	10.34 1 80		9.14	1.02	12.92		—		0.37		
American Funds 2040 Trgt Date Retire R6 <i>percentile rank</i> <i># of funds in category</i>	RFCTX	Target Date	24.40 28 242	12.76 1 207	9.30 1 165	10.54 1 95		9.66	0.97	12.92		—		0.38		
American Funds 2045 Trgt Date Retire R6 <i>percentile rank</i> <i># of funds in category</i>	RFHTX	Target Date	24.68 51 230	12.96 2 194	9.45 1 155	10.62 1 79		9.89	0.95	12.92		—		0.38		
American Funds 2050 Trgt Date Retire R6 <i>percentile rank</i> <i># of funds in category</i>	RFITX	Target Date	25.04 43 242	13.11 2 207	9.55 1 165	10.68 1 77		10.02	0.95	12.92		—		0.39		
American Funds 2055 Trgt Date Retire R6 <i>percentile rank</i> <i># of funds in category</i>	RFKTX	Target Date	25.09 45 230	13.11 2 192	9.54 1 150	— — 15		10.05	0.95	9.92		—		0.40		
American Funds 2060 Trgt Date Retire R6 <i>percentile rank</i> <i># of funds in category</i>	RFUTX	Target Date	25.01 60 216	13.05 3 147	— — 34	— — —		10.02	0.94	4.77		—		0.41		
Balanced																
American Funds American Balanced R6 <i>percentile rank</i> <i># of funds in category</i>	RLBGX	Moderate Allocation	19.55 48 699	10.56 12 644	8.47 6 571	10.48 5 420		7.00	1.01	21.01		—		0.28		

ALLIANCE COLLEGE READY PUBLIC

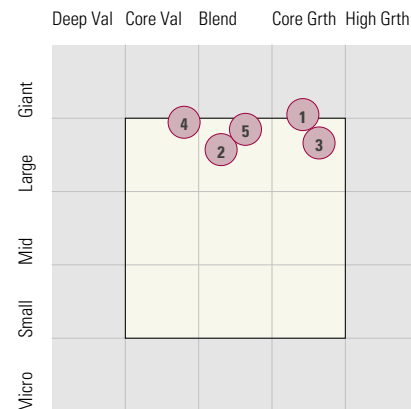
Style Analysis (Data as of 12-31-2019)

Style Analysis

Morningstar Style Box US Stock



Morningstar Style Box Non-US Stock



US Stock Funds

	Category	Super Sectors %			Asset Allocation %			Avg Mkt Cap M\$	
		Cyclical	Defensive	Sensitive	Cash	US Stock	Foreign		
1	American Funds Invmt Co of Amer R6	Large Blend	21.71	31.35	46.94	5.11	79.99	14.78	73.81
2	Vanguard 500 Index Admiral	Large Blend Index	30.69	25.24	44.08	0.35	98.70	0.95	71.43
3	American Funds AMCAP R6	Large Growth	20.37	28.99	50.64	7.45	85.15	7.41	31.47
4	American Funds Washington Mutual R6	Large Value	28.19	25.23	46.59	3.72	87.81	8.16	92.42
5	MFS Mid Cap Growth R6	Mid-Cap Growth	31.17	16.37	52.46	1.65	94.49	3.86	10.33
6	Vanguard Mid-Cap Value Index Admiral	Mid-Cap Value	47.80	23.91	28.29	0.21	97.32	2.47	9.97
7	Vanguard Small Cap Growth Index Admiral	Small Growth	28.02	24.72	47.27	2.08	97.21	0.71	2.95
8	Vanguard Small Cap Value Index Admiral	Small Value	52.45	15.12	32.43	1.38	97.50	1.11	2.79

Non-US Stock Funds

	Category	Super Sectors %			Regional Exposure %			Market Maturity %			
		Cyclical	Defensive	Sensitive	Americas	Greater Asia	Greater Europe	Developed	EM%	Avg Mkt Cap M\$	
1	American Funds New World R6	Diversified Emerging Mkts	39.95	20.19	39.88	35.13	39.84	25.04	59.32	40.68	20.17
2	Vanguard Developed Markets Index Admiral	Foreign Large Blend Index	40.27	23.69	36.05	9.63	36.45	53.91	98.88	1.12	30.79
3	Invesco Oppenheimer International Gr Y	Foreign Large Growth	23.21	31.00	45.78	13.26	25.86	60.87	94.66	5.34	15.13
4	Vanguard International Value Inv	Foreign Large Value	33.27	21.85	44.88	7.63	37.88	54.50	89.21	10.79	33.22
5	MFS Global Equity R4	World Stock	28.90	36.42	34.68	56.76	4.00	39.23	99.29	0.71	44.37

Fixed Income Funds

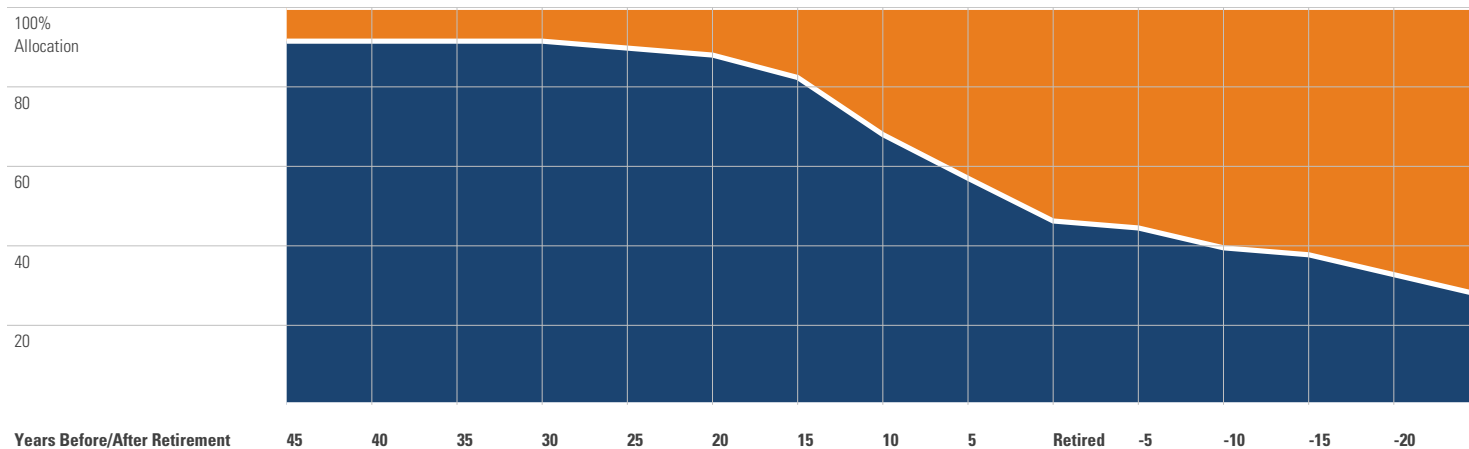
	Category	Super Sectors %				Other Stats		Credit Quality %		
		US Govt Debt	Mtg	US Credit	Non US	Avg Eff Duration	Inv Grade	Below Inv Grade	NR/NA	
1	Eaton Vance Income Fund of Boston I	High Yield Bond	0.00	0.00	90.04	0.00	2.53	6.33	93.28	0.40
2	American Century Inflation Adjs Bond R5	Inflation-Protected Bond	89.04	0.89	3.13	0.00	7.40	100.54	0.17	-0.71
3	Vanguard Inter-Term Bond Index Adm	Intermediate-Term Bond	58.53	0.00	40.93	0.00	6.33	100.00	0.00	0.00
4	PIMCO Income I2	Multisector Bond	23.47	13.75	18.66	0.00	0.41	81.00	19.00	0.00
5	PIMCO Short-Term I2	Ultrashort Bond	24.58	5.17	29.09	0.00	0.03	91.00	9.00	0.00
6	PIMCO International Bond (USD-Hdg) I-2	World Bond	51.86	5.14	5.88	0.00	8.39	93.00	7.00	0.00

ALLIANCE COLLEGE READY PUBLIC

Target Date Analysis (Data as of 12-31-2019)

Target Date Allocation

● Stocks ● Cash ● Bonds ● Other



Target Date Portfolio Data

Asset Allocation %

	Total Stock	US Stock	Non-US Stock	Total Bond	Infl Prot Bond	HY Bond	Cash	Other	Avg Mkt Cap \$M
American Funds 2010 Trgt Date Retire R6	38.23	26.71	11.52	53.65	13.92	5.03	7.26	0.87	61.97
American Funds 2015 Trgt Date Retire R6	42.86	29.93	12.93	49.33	14.77	4.99	6.97	0.83	60.10
American Funds 2020 Trgt Date Retire R6	45.02	32.10	12.92	47.25	15.02	4.57	6.93	0.80	54.76
American Funds 2025 Trgt Date Retire R6	54.53	37.01	17.52	38.10	14.42	0.94	6.68	0.68	47.62
American Funds 2030 Trgt Date Retire R6	63.77	42.91	20.86	28.93	14.79	0.79	6.70	0.60	45.00
American Funds 2035 Trgt Date Retire R6	77.26	50.82	26.44	15.99	12.24	0.32	6.23	0.51	43.38
American Funds 2040 Trgt Date Retire R6	81.79	53.77	28.02	11.16	4.11	0.29	6.57	0.47	43.20
American Funds 2045 Trgt Date Retire R6	83.14	54.69	28.45	9.80	4.03	0.20	6.55	0.51	43.56
American Funds 2050 Trgt Date Retire R6	84.49	56.16	28.33	8.48	4.05	0.12	6.55	0.48	43.58
American Funds 2055 Trgt Date Retire R6	84.48	56.15	28.33	8.49	4.05	0.12	6.55	0.48	43.54
American Funds 2060 Trgt Date Retire R6	84.50	56.16	28.34	8.49	4.05	0.12	6.55	0.48	—