

AFFILIATES IN ORAL AND

Screens Summary (Data as of 12-31-2019)

⊖ Fund Removed from Approved List ⚠ Fund on Watch List

Name	Ticker	Asset Class	Trailing Performance and Risk				Management			Style		Expense				
			1 Yr	3 Yr	5 Yr	10 Yr	Pass/ Fail	Std Dev 3 Yr %	Beta 3 Yr %	Tenure	Pass/ Fail	Style Box	Pass/ Fail	Exp Ratio	Pass/ Fail	
US Stock																
DFA US Core Equity 1 I <i>percentile rank</i> <i># of funds in category</i>	DFEOX	Large Blend	30.18 46 1,394	13.22 59 1,210	10.45 46 1,065	13.22 23 815	✔	13.32	1.09	7.84	✔	☒	✔	0.19	✔	
Vanguard 500 Index Admiral <i>percentile rank</i> <i># of funds in category</i>	VFIAX	Large Blend Index	31.46 24 1,394	15.23 18 1,210	11.66 10 1,065	13.52 8 815	✔	12.10	1.00	3.68	✔	☒	✔	0.04	✔	
State St Russell Lg Cap Gr® Indx NL CI C <i>percentile rank</i> <i># of funds in category</i>		Large Growth	36.37 17 1,363	20.40 28 1,230	14.57 17 1,098	15.17 13 822	✔	13.25	1.00	20.60	✔	☒	✔	-	—	
State St Russell Lg Cp Val® Indx NL CI C <i>percentile rank</i> <i># of funds in category</i>		Large Value	26.56 35 1,215	9.70 57 1,097	8.31 45 951	11.79 28 697	✔	12.01	1.00	20.94	✔	☒	✔	-	—	
Vanguard Mid-Cap Growth Index Admiral <i>percentile rank</i> <i># of funds in category</i>	VMGMX	Mid-Cap Growth	33.86 42 619	15.46 54 566	10.23 55 502	- - 386	✔	13.24	0.93	6.86	✔	☒	✔	0.07	✔	
Vanguard Mid-Cap Value Index Admiral <i>percentile rank</i> <i># of funds in category</i>	VMVAX	Mid-Cap Value	27.99 32 422	9.47 18 377	8.23 25 342	- - 233	✔	13.39	1.02	13.38	✔	☒	✔	0.07	✔	
State St Russell Sm Cap® Gr Indx NL CI C <i>percentile rank</i> <i># of funds in category</i>		Small Growth	28.44 43 642	12.35 58 574	9.26 62 509	12.89 50 383	✔	16.58	1.00	10.41	✔	☒	✔	-	—	
State St Russell Sm Cp® Val Indx NL CI C <i>percentile rank</i> <i># of funds in category</i>		Small Value	22.24 46 419	4.79 35 387	6.93 26 346	10.53 38 237	✔	15.88	1.00	10.41	✔	☒	✔	-	—	
Non-US Stock																
Vanguard Emerging Mkts Stock Idx Adm <i>percentile rank</i> <i># of funds in category</i>	VEMAX	Diversified Emerging Mkts	20.31 41 832	10.53 51 711	5.01 52 577	3.45 54 243	✔	13.64	0.94	11.35	✔	☒	✔	0.14	✔	
Vanguard Developed Markets Index Admiral <i>percentile rank</i> <i># of funds in category</i>	VTMGX	Foreign Large Blend Index	22.05 42 736	9.69 38 632	6.18 21 498	5.74 26 377	✔	11.40	0.98	6.86	✔	☒	✔	0.07	✔	
Vanguard International Growth Adm <i>percentile rank</i> <i># of funds in category</i>	VWILX	Foreign Large Growth	31.48 22 469	18.06 4 405	10.76 5 338	8.84 11 249	✔	15.38	1.30	16.91	✔	☒	✔	0.32	✔	
DFA International Value I <i>percentile rank</i> <i># of funds in category</i>	DFIVX	Foreign Large Value	15.67 77 347	6.36 68 305	4.09 42 253	4.14 56 165	✔	13.59	1.19	9.84	✔	☒	✔	0.43	✔	
Vanguard Total World Stock Index Admiral <i>percentile rank</i> <i># of funds in category</i>	VTWAX	World Stock	- - 876	- - 728	- - 610	- - 370	—	-	-	6.86	✔	☒	✔	0.10	✔	

AFFILIATES IN ORAL AND

Screens Summary (Data as of 12-31-2019)

Fund Removed from Approved List

Fund on Watch List

Name	Ticker	Asset Class	Trailing Performance and Risk				Management			Style		Expense				
			1 Yr	3 Yr	5 Yr	10 Yr	Pass/ Fail	Std Dev 3 Yr %	Beta 3 Yr %	Tenure	Pass/ Fail	Style Box	Pass/ Fail	Exp Ratio	Pass/ Fail	
Alternative																
Invesco Balanced-Risk Commodity Strat R6	IBRFX	Commodities Broad Basket	4.45	-1.11	-1.97	—		8.79	0.88	9.09		—	—	1.01		
<i>percentile rank</i>			82	65	20	—										
<i># of funds in category</i>			131	107	97	36										
Vanguard Real Estate Index Admiral	VGSLX	Real Estate	28.94	8.37	7.17	11.97		12.06	0.98	23.65		—		0.11		
<i>percentile rank</i>			29	46	38	29										
<i># of funds in category</i>			259	224	200	138										
Fixed Income																
Loomis Sayles Core Plus Bond N	NERNX	Core Plus Bond	9.05	4.54	3.40	—		2.57	0.81	23.01		—	—	0.39		
<i>percentile rank</i>			57	24	33	—										
<i># of funds in category</i>			613	530	444	332										
Vanguard High-Yield Corporate Adm	VWEAX	High Yield Bond	15.91	6.45	5.79	7.20		4.23	0.98	11.88		—	—	0.13		
<i>percentile rank</i>			10	11	15	15										
<i># of funds in category</i>			713	618	543	340										
Vanguard Inflation-Protected Secs Adm	VAIPX	Inflation- Protected Bond	8.16	3.15	2.45	3.25		2.96	0.98	8.37		—	—	0.10		
<i>percentile rank</i>			45	35	33	23										
<i># of funds in category</i>			221	194	163	104										
Vanguard Total Bond Market Index Adm	VBTLX	Intermediate- Term Bond	8.71	4.02	3.00	3.68		2.94	1.01	6.86			—	0.05		
<i>percentile rank</i>			34	28	32	47										
<i># of funds in category</i>			431	383	328	252										
Federated Government Ultrashrt Dur R6	FGULX	Ultrashort Bond	2.16	1.71	—	—		0.24	0.02	22.49		—	—	0.24		
<i>percentile rank</i>			93	85	—	—										
<i># of funds in category</i>			201	161	130	62										
Templeton Global Bond R6	FBNRX	World Bond	1.01	1.79	1.59	—		6.28	-0.94	18.01		—	—	0.49		
<i>percentile rank</i>			94	82	83	—										
<i># of funds in category</i>			316	283	236	80										
Target Date																
Vanguard Target Retirement 2015 Inv	VTXVX	Target Date	14.81	7.50	5.59	7.25		4.57	0.90	6.86		—		0.13		
<i>percentile rank</i>			69	38	43	33										
<i># of funds in category</i>			128	99	73	47										
Vanguard Target Retirement 2020 Inv	VTWNX	Target Date	17.63	8.72	6.42	8.03		6.01	1.05	6.86		—		0.13		
<i>percentile rank</i>			28	17	16	9										
<i># of funds in category</i>			234	199	157	93										
Vanguard Target Retirement 2025 Inv	VTTVX	Target Date	19.63	9.57	6.99	8.59		7.05	1.07	6.86		—		0.13		
<i>percentile rank</i>			22	16	14	12										
<i># of funds in category</i>			233	197	158	83										
Vanguard Target Retirement 2030 Inv	VTHRX	Target Date	21.07	10.24	7.41	9.07		7.93	1.03	6.86		—		0.14		
<i>percentile rank</i>			32	22	24	15										
<i># of funds in category</i>			242	207	165	95										

AFFILIATES IN ORAL AND

Screens Summary (Data as of 12-31-2019)

⊖ Fund Removed from Approved List ⚠ Fund on Watch List

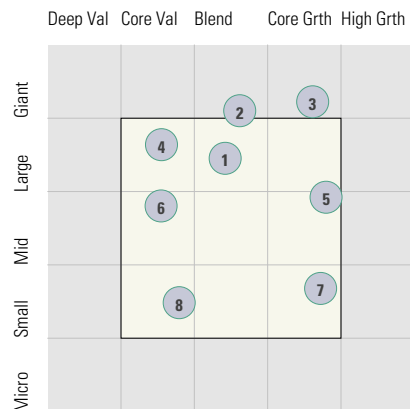
Name	Ticker	Asset Class	Trailing Performance and Risk							Management		Style		Expense	
			1 Yr	3 Yr	5 Yr	10 Yr	Pass/ Fail	Std Dev 3 Yr %	Beta 3 Yr %	Tenure	Pass/ Fail	Style Box	Pass/ Fail	Exp Ratio	Pass/ Fail
Vanguard Target Retirement 2035 Inv <i>percentile rank</i> <i># of funds in category</i>	VTTHX	Target Date	22.44 42 230	10.86 30 194	7.81 28 155	9.54 15 80	✔	8.79	0.99	6.86	✔	—	✔	0.14	✔
Vanguard Target Retirement 2040 Inv <i>percentile rank</i> <i># of funds in category</i>	VFORX	Target Date	23.86 43 242	11.48 29 207	8.20 25 165	9.87 17 95	✔	9.69	0.99	6.86	✔	—	✔	0.14	✔
Vanguard Target Retirement 2045 Inv <i>percentile rank</i> <i># of funds in category</i>	VTIVX	Target Date	24.94 43 230	11.80 26 194	8.41 22 155	9.98 15 79	✔	10.32	1.00	6.86	✔	—	✔	0.15	✔
Vanguard Target Retirement 2050 Inv <i>percentile rank</i> <i># of funds in category</i>	VFIFX	Target Date	24.98 47 242	11.80 32 207	8.41 26 165	9.98 18 77	✔	10.34	0.99	6.86	✔	—	✔	0.15	✔
Vanguard Target Retirement 2055 Inv <i>percentile rank</i> <i># of funds in category</i>	VFFVX	Target Date	24.98 51 230	11.80 39 192	8.38 33 150	— — 15	✔	10.32	0.98	6.86	✔	—	✔	0.15	✔
Vanguard Target Retirement 2060 Inv <i>percentile rank</i> <i># of funds in category</i>	VTTSX	Target Date	24.96 66 216	11.79 43 147	8.38 60 34	— — —	✔	10.33	0.99	6.86	✔	—	✔	0.15	✔
Vanguard Target Retirement 2065 Inv <i>percentile rank</i> <i># of funds in category</i>	VLXVX	Target Date	24.96 64 216	— — 147	— — 34	— — —	—	—	—	2.47	✖	—	✔	0.15	✔
Vanguard Target Retirement Income Inv <i>percentile rank</i> <i># of funds in category</i>	VTINX	Target Date	13.16 49 184	6.36 36 158	4.80 28 132	5.82 23 88	✔	3.55	0.84	6.86	✔	—	✔	0.12	✔
Balanced															
Vanguard LifeStrategy Cnsvr Gr Inv <i>percentile rank</i> <i># of funds in category</i>	VSCGX	Target Risk	15.68 36 562	7.59 16 509	5.67 18 419	6.62 29 270	✔	4.58	0.98	25.27	✔	—	✔	0.12	✔
Vanguard LifeStrategy Growth Inv <i>percentile rank</i> <i># of funds in category</i>	VASGX	Target Risk	23.13 32 334	10.97 19 304	7.91 19 274	9.35 23 193	✔	9.15	1.01	25.27	✔	—	✔	0.14	✔
Vanguard LifeStrategy Income Inv <i>percentile rank</i> <i># of funds in category</i>	VASIX	Target Risk	12.05 35 200	5.85 18 183	4.45 18 158	5.18 43 91	✔	2.82	0.32	25.27	✔	—	✔	0.11	✔
Vanguard LifeStrategy Moderate Gr Inv <i>percentile rank</i> <i># of funds in category</i>	VSMGX	Target Risk	19.37 53 699	9.30 37 644	6.82 34 571	8.08 44 420	✔	6.81	1.00	25.27	✔	—	✔	0.13	✔

AFFILIATES IN ORAL AND

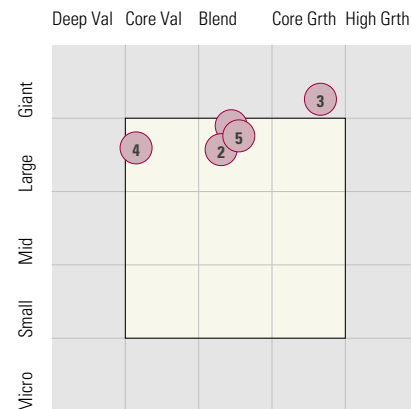
Style Analysis (Data as of 12-31-2019)

Style Analysis

Morningstar Style Box US Stock



Morningstar Style Box Non-US Stock



US Stock Funds

Fund	Category	Super Sectors %			Asset Allocation %			Avg Mkt Cap M\$
		Cyclical	Defensive	Sensitive	Cash	US Stock	Foreign	
1 DFA US Core Equity 1 I	Large Blend	32.80	21.58	45.61	0.64	98.26	1.10	23.70
2 Vanguard 500 Index Admiral	Large Blend Index	30.69	25.24	44.08	0.35	98.70	0.95	71.43
3 State St Russell Lg Cap Gr® Indx NL CI C	Large Growth	25.66	19.73	54.62	0.76	99.07	0.17	49.99
4 State St Russell Lg Cp Val® Indx NL CI C	Large Value	38.68	28.77	32.54	1.20	97.06	1.67	51.12
5 Vanguard Mid-Cap Growth Index Admiral	Mid-Cap Growth	30.13	20.10	49.76	0.38	98.54	1.08	11.59
6 Vanguard Mid-Cap Value Index Admiral	Mid-Cap Value	47.80	23.91	28.29	0.21	97.32	2.47	9.97
7 State St Russell Sm Cap® Gr Indx NL CI C	Small Growth	24.12	36.29	39.58	0.98	97.89	1.12	1.57
8 State St Russell Sm Cp® Val Indx NL CI C	Small Value	54.33	14.52	31.15	0.69	98.22	1.09	1.32

Non-US Stock Funds

Fund	Category	Super Sectors %			Regional Exposure %			Market Maturity %		
		Cyclical	Defensive	Sensitive	Americas	Greater Asia	Greater Europe	Developed	EM%	Avg Mkt Cap M\$
1 Vanguard Emerging Mkts Stock Idx Adm	Diversified Emerging Mkts	49.32	12.80	37.89	12.90	71.01	16.09	18.53	81.47	18.95
2 Vanguard Developed Markets Index Admiral	Foreign Large Blend Index	40.27	23.69	36.05	9.63	36.45	53.91	98.88	1.12	30.79
3 Vanguard International Growth Adm	Foreign Large Growth	44.59	20.93	34.49	13.68	38.62	47.71	75.72	24.28	31.23
4 DFA International Value I	Foreign Large Value	61.00	9.70	29.29	9.19	32.49	58.33	99.57	0.43	28.46
5 Vanguard Total World Stock Index Admiral	World Stock	36.88	22.76	40.36	59.06	20.15	20.80	90.89	9.11	-

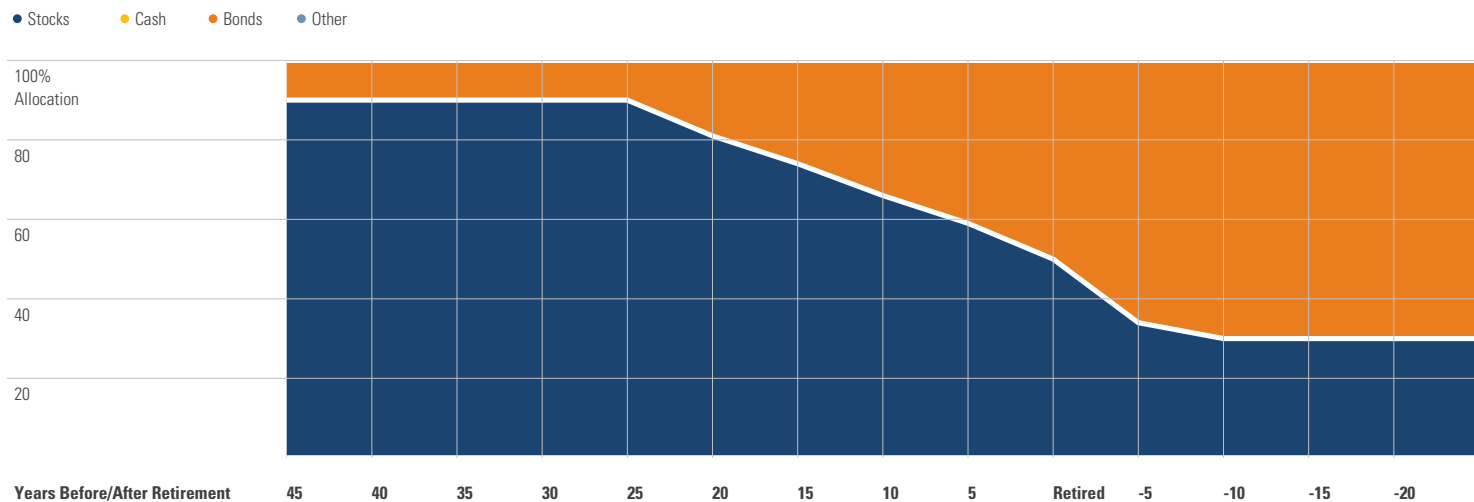
Fixed Income Funds

Fund	Category	Super Sectors %				Other Stats	Credit Quality %		
		US Govt Debt	Mtg	US Credit	Non US		Avg Eff Duration	Inv Grade	Below Inv Grade
1 Loomis Sayles Core Plus Bond N	Core Plus Bond	27.38	32.05	31.13	0.00	6.33	94.97	4.74	0.29
2 Vanguard High-Yield Corporate Adm	High Yield Bond	2.85	0.00	90.05	0.00	3.03	8.93	88.95	2.12
3 Vanguard Inflation-Protected Secs Adm	Inflation-Protected Bond	97.66	0.00	0.00	0.00	7.38	100.00	0.00	0.00
4 Vanguard Total Bond Market Index Adm	Intermediate-Term Bond	46.34	22.94	27.53	0.00	6.26	100.00	0.00	0.00
5 Federated Government Ultrashrt Dur R6	Ultrashort Bond	15.26	56.99	0.00	0.00	0.38	100.00	0.00	0.00
6 Templeton Global Bond R6	World Bond	76.93	0.00	0.06	0.00	-1.39	85.16	17.29	-2.44

AFFILIATES IN ORAL AND

Target Date Analysis (Data as of 12-31-2019)

Target Date Allocation



Target Date Portfolio Data

	Asset Allocation %								
	Total Stock	US Stock	Non-US Stock	Total Bond	Infl Prot Bond	HY Bond	Cash	Other	Avg Mkt Cap \$M
Vanguard Target Retirement 2015 Inv	36.49	21.75	14.74	60.91	20.82	0.00	2.34	0.26	33.06
Vanguard Target Retirement 2020 Inv	50.40	30.13	20.27	47.34	14.46	0.00	2.01	0.23	33.09
Vanguard Target Retirement 2025 Inv	60.17	36.03	24.14	37.80	0.00	0.00	1.79	0.23	33.17
Vanguard Target Retirement 2030 Inv	67.57	40.46	27.11	30.56	0.00	0.00	1.68	0.19	33.19
Vanguard Target Retirement 2035 Inv	74.98	44.91	30.07	23.31	0.00	0.00	1.56	0.16	33.13
Vanguard Target Retirement 2040 Inv	82.25	49.42	32.83	16.21	0.00	0.00	1.43	0.13	33.06
Vanguard Target Retirement 2045 Inv	88.93	53.47	35.46	9.66	0.00	0.00	1.32	0.09	33.07
Vanguard Target Retirement 2050 Inv	88.93	53.47	35.46	9.65	0.00	0.00	1.32	0.09	33.08
Vanguard Target Retirement 2055 Inv	88.95	53.49	35.46	9.63	0.00	0.00	1.33	0.09	33.04
Vanguard Target Retirement 2060 Inv	88.89	53.45	35.44	9.65	0.00	0.00	1.36	0.09	33.03
Vanguard Target Retirement 2065 Inv	88.88	53.45	35.43	9.70	0.00	0.00	1.33	0.09	—
Vanguard Target Retirement Income Inv	30.17	17.99	12.18	67.09	23.02	0.00	2.46	0.28	33.08