

# DAN LEPORE AND SONS COMPANY PROFIT

## Screens Summary (Data as of 12-31-2019)

⊖ Fund Removed from Approved List    ⚠ Fund on Watch List

Name	Ticker	Asset Class	Trailing Performance and Risk				Management			Style		Expense				
			1 Yr	3 Yr	5 Yr	10 Yr	Pass/Fail	Std Dev 3 Yr %	Beta 3 Yr %	Tenure	Pass/Fail	Style Box	Pass/Fail	Exp Ratio	Pass/Fail	
<b>US Stock</b>																
T. Rowe Price Dividend Growth <i>percentile rank</i> <i># of funds in category</i>	PRDGX	Large Blend	31.02 35 1,394	15.65 11 1,210	12.06 6 1,065	13.30 19 815	✔	10.08	0.81	19.76	✔	☒	✔	0.64	✔	
Vanguard 500 Index Admiral <i>percentile rank</i> <i># of funds in category</i>	VFIAX	Large Blend Index	31.46 24 1,394	15.23 18 1,210	11.66 10 1,065	13.52 8 815	✔	12.10	1.00	3.68	✔	☒	✔	0.04	✔	
American Funds Growth Fund of Amer R6 <i>percentile rank</i> <i># of funds in category</i>	RGAGX	Large Growth	28.54 80 1,363	16.57 67 1,230	12.75 44 1,098	13.31 56 822	✔	13.11	0.96	26.18	✔	☒	✔	0.32	✔	
MFS Value R4 <i>percentile rank</i> <i># of funds in category</i>	MEIJX	Large Value	30.08 9 1,215	11.34 28 1,097	9.40 23 951	11.84 27 697	✔	12.10	0.99	17.95	✔	☒	✔	0.57	✔	
MFS Mid Cap Growth R6 <i>percentile rank</i> <i># of funds in category</i>	OTCKX	Mid-Cap Growth	37.93 17 619	20.84 9 566	14.09 6 502	– – 386	✔	13.10	0.90	11.12	✔	☒	✔	0.74	✔	
American Century Mid Cap Value I <i>percentile rank</i> <i># of funds in category</i>	AVUAX	Mid-Cap Value	29.12 23 422	7.96 40 377	8.84 11 342	12.42 12 233	✔	13.31	1.01	15.76	✔	☒	✔	0.76	✔	
Wells Fargo Small Company Growth Inst <i>percentile rank</i> <i># of funds in category</i>	WSCGX	Small Growth	26.46 55 642	13.70 51 574	8.65 71 509	13.94 28 383	✔	17.42	1.03	25.15	✔	☒	✔	0.95	✔	
Victory Sycamore Small Company Opp I <i>percentile rank</i> <i># of funds in category</i>	VSOIX	Small Value	26.94 12 419	9.22 2 387	11.03 1 346	12.85 1 237	✔	14.35	0.88	21.60	✔	☒	✖	0.88	✔	
<b>Non-US Stock</b>																
JPMorgan Emerging Markets Equity R5 <i>percentile rank</i> <i># of funds in category</i>	JEMOX	Diversified Emerging Mkts	32.11 3 832	16.60 3 711	– – 577	– – 243	✔	14.55	0.97	14.34	✔	☒	✔	0.89	✔	
American Funds Europacific Growth R6 <i>percentile rank</i> <i># of funds in category</i>	REGX	Foreign Large Blend	27.40 59 469	12.45 47 405	7.41 44 338	6.73 55 249	✔	12.25	1.07	18.59	✔	☒	✔	0.49	✔	
Vanguard International Growth Adm <i>percentile rank</i> <i># of funds in category</i>	VWILX	Foreign Large Growth	31.48 22 469	18.06 4 405	10.76 5 338	8.84 11 249	✔	15.38	1.30	16.91	✔	☒	✔	0.32	✔	
Vanguard International Value Inv <i>percentile rank</i> <i># of funds in category</i>	VTRIX	Foreign Large Value	20.39 21 347	9.61 6 305	5.17 13 253	4.91 29 165	✔	11.56	1.04	11.63	✔	☒	✖	0.37	✔	
MFS Global Equity R4 <i>percentile rank</i> <i># of funds in category</i>	MWELX	World Stock	30.55 18 876	13.50 32 728	9.12 29 610	10.58 14 370	✔	11.36	0.90	10.25	✔	☒	✔	0.91	✔	

# DAN LEPORE AND SONS COMPANY PROFIT

## Screens Summary (Data as of 12-31-2019)

⊖ Fund Removed from Approved List    ⚠ Fund on Watch List

Name	Ticker	Asset Class	Trailing Performance and Risk				Management			Style		Expense				
			1 Yr	3 Yr	5 Yr	10 Yr	Pass/ Fail	Std Dev 3 Yr %	Beta 3 Yr %	Tenure	Pass/ Fail	Style Box	Pass/ Fail	Exp Ratio	Pass/ Fail	
<b>Alternative</b>																
Invesco Balanced-Risk Commodity Strat R6	IBRFX	Commodities Broad Basket	4.45	-1.11	-1.97	—	✔	8.79	0.88	9.09	✔	—	—	1.01	✔	
<i>percentile rank</i>			82	65	20	—										
<i># of funds in category</i>			131	107	97	36										
Vanguard Real Estate Index Admiral	VGSLX	Real Estate	28.94	8.37	7.17	11.97	✔	12.06	0.98	23.65	✔	—	✔	0.11	✔	
<i>percentile rank</i>			29	46	38	29										
<i># of funds in category</i>			259	224	200	138										
<b>Fixed Income</b>																
Eaton Vance Income Fund of Boston I	EIBIX	High Yield Bond	13.55	5.54	5.41	7.06	✔	3.70	0.87	5.16	✔	—	—	0.79	✔	
<i>percentile rank</i>			47	49	30	23										
<i># of funds in category</i>			713	618	543	340										
⚠ PIMCO Real Return I2	PRLPX	Inflation-Protected Bond	8.41	3.30	2.36	3.29	✔	2.87	0.93	0.98	✘	—	—	1.08	✘	
<i>percentile rank</i>			25	18	35	18										
<i># of funds in category</i>			221	194	163	104										
Metropolitan West Total Return Bd I	MWTIX	Intermediate-Term Bond	9.09	4.16	3.03	4.98	✔	2.87	0.98	22.77	✔	—	—	0.44	✔	
<i>percentile rank</i>			56	47	62	14										
<i># of funds in category</i>			613	530	444	332										
PIMCO Income I2	PONPX	Multisector Bond	7.94	5.57	5.55	8.66	✔	1.92	0.21	12.76	✔	—	—	1.15	✔	
<i>percentile rank</i>			79	22	7	1										
<i># of funds in category</i>			302	265	223	120										
PIMCO Short-Term I2	PTSPX	Ultrashort Bond	2.63	2.12	2.02	1.71	✔	0.70	-0.14	9.00	✔	—	—	0.60	✘	
<i>percentile rank</i>			73	45	13	21										
<i># of funds in category</i>			201	161	130	62										
Templeton Global Bond Adv	TGBAX	World Bond	0.89	1.65	1.45	3.70	✔	6.28	-0.94	18.01	✔	—	—	0.61	✔	
<i>percentile rank</i>			94	86	84	43										
<i># of funds in category</i>			316	283	236	80										
<b>Target Date</b>																
Vanguard Target Retirement 2015 Inv	VTXVX	Target Date	14.81	7.50	5.59	7.25	✔	4.57	0.90	6.86	✔	—	✔	0.13	✔	
<i>percentile rank</i>			69	38	43	33										
<i># of funds in category</i>			128	99	73	47										
Vanguard Target Retirement 2020 Inv	VTWNX	Target Date	17.63	8.72	6.42	8.03	✔	6.01	1.05	6.86	✔	—	✔	0.13	✔	
<i>percentile rank</i>			28	17	16	9										
<i># of funds in category</i>			234	199	157	93										
Vanguard Target Retirement 2025 Inv	VTTVX	Target Date	19.63	9.57	6.99	8.59	✔	7.05	1.07	6.86	✔	—	✔	0.13	✔	
<i>percentile rank</i>			22	16	14	12										
<i># of funds in category</i>			233	197	158	83										
Vanguard Target Retirement 2030 Inv	VTHRX	Target Date	21.07	10.24	7.41	9.07	✔	7.93	1.03	6.86	✔	—	✔	0.14	✔	
<i>percentile rank</i>			32	22	24	15										
<i># of funds in category</i>			242	207	165	95										

# DAN LEPORE AND SONS COMPANY PROFIT

## Screens Summary (Data as of 12-31-2019)

⊖ Fund Removed from Approved List    ⚠ Fund on Watch List

Name	Ticker	Asset Class	Trailing Performance and Risk				Management		Style		Expense				
			1 Yr	3 Yr	5 Yr	10 Yr	Pass/ Fail	Std Dev 3 Yr %	Beta 3 Yr %	Tenure	Pass/ Fail	Style Box	Pass/ Fail	Exp Ratio	Pass/ Fail
Vanguard Target Retirement 2035 Inv <i>percentile rank</i> <i># of funds in category</i>	VTTHX	Target Date	22.44 42 230	10.86 30 194	7.81 28 155	9.54 15 80	✔	8.79	0.99	6.86	✔	—	✔	0.14	✔
Vanguard Target Retirement 2040 Inv <i>percentile rank</i> <i># of funds in category</i>	VFORX	Target Date	23.86 43 242	11.48 29 207	8.20 25 165	9.87 17 95	✔	9.69	0.99	6.86	✔	—	✔	0.14	✔
Vanguard Target Retirement 2045 Inv <i>percentile rank</i> <i># of funds in category</i>	VTIVX	Target Date	24.94 43 230	11.80 26 194	8.41 22 155	9.98 15 79	✔	10.32	1.00	6.86	✔	—	✔	0.15	✔
Vanguard Target Retirement 2050 Inv <i>percentile rank</i> <i># of funds in category</i>	VFIFX	Target Date	24.98 47 242	11.80 32 207	8.41 26 165	9.98 18 77	✔	10.34	0.99	6.86	✔	—	✔	0.15	✔
Vanguard Target Retirement 2055 Inv <i>percentile rank</i> <i># of funds in category</i>	VFFVX	Target Date	24.98 51 230	11.80 39 192	8.38 33 150	— — 15	✔	10.32	0.98	6.86	✔	—	✔	0.15	✔
Vanguard Target Retirement 2060 Inv <i>percentile rank</i> <i># of funds in category</i>	VTTSX	Target Date	24.96 66 216	11.79 43 147	8.38 60 34	— — —	✔	10.33	0.99	6.86	✔	—	✔	0.15	✔
Vanguard Target Retirement 2065 Inv <i>percentile rank</i> <i># of funds in category</i>	VLXVX	Target Date	24.96 64 216	— — 147	— — 34	— — —	—	—	—	2.47	✖	—	✔	0.15	✔
Vanguard Target Retirement Income Inv <i>percentile rank</i> <i># of funds in category</i>	VTINX	Target Date	13.16 49 184	6.36 36 158	4.80 28 132	5.82 23 88	✔	3.55	0.84	6.86	✔	—	✔	0.12	✔

### Balanced

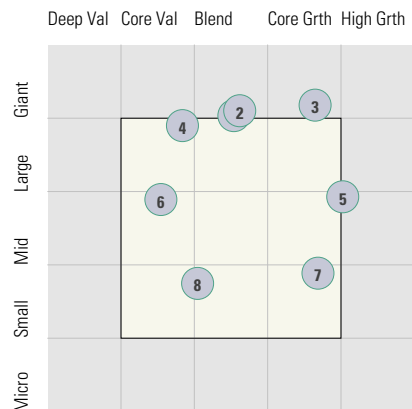
American Funds American Balanced R6 <i>percentile rank</i> <i># of funds in category</i>	RLBGX	Moderate Allocation	19.55 48 699	10.56 12 644	8.47 6 571	10.48 5 420	✔	7.00	1.01	21.01	✔	—	✖	0.28	✔
--	-------	------------------------	--------------------	--------------------	------------------	-------------------	---	------	------	-------	---	---	---	------	---

# DAN LEPORE AND SONS COMPANY PROFIT

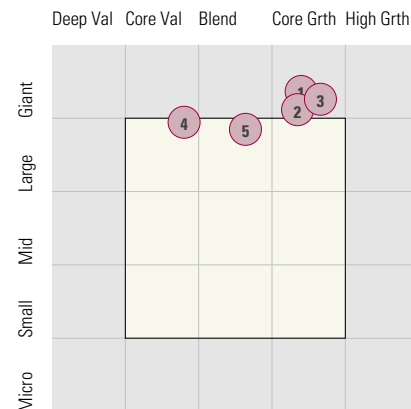
## Style Analysis (Data as of 12-31-2019)

### Style Analysis

Morningstar Style Box US Stock



Morningstar Style Box Non-US Stock



#### US Stock Funds

	Category	Super Sectors %			Asset Allocation %			Avg Mkt Cap M\$	
		Cyclical	Defensive	Sensitive	Cash	US Stock	Foreign		
1	T. Rowe Price Dividend Growth	Large Blend	32.63	30.63	36.74	5.51	88.86	5.63	47.20
2	Vanguard 500 Index Admiral	Large Blend Index	30.69	25.24	44.08	0.35	98.70	0.95	71.43
3	American Funds Growth Fund of Amer R6	Large Growth	27.01	21.37	51.63	4.69	82.96	11.39	50.19
4	MFS Value R4	Large Value	37.54	31.54	30.91	0.68	90.72	8.60	66.44
5	MFS Mid Cap Growth R6	Mid-Cap Growth	31.17	16.37	52.46	1.65	94.49	3.86	10.33
6	American Century Mid Cap Value I	Mid-Cap Value	40.49	30.22	29.29	2.55	87.29	10.16	11.80
7	Wells Fargo Small Company Growth Inst	Small Growth	25.87	29.63	44.51	1.81	89.51	2.71	1.82
8	Victory Sycamore Small Company Opp I	Small Value	48.15	14.80	37.05	1.82	97.39	0.78	1.82

#### Non-US Stock Funds

	Category	Super Sectors %			Regional Exposure %			Market Maturity %			
		Cyclical	Defensive	Sensitive	Americas	Greater Asia	Greater Europe	Developed	EM%	Avg Mkt Cap M\$	
1	JPMorgan Emerging Markets Equity R5	Diversified Emerging Mkts	54.17	18.93	26.90	16.34	72.63	11.03	28.63	71.37	—
2	American Funds Europacific Growth R6	Foreign Large Blend	40.93	20.70	38.37	11.55	47.62	40.81	71.76	28.24	39.57
3	Vanguard International Growth Adm	Foreign Large Growth	44.59	20.93	34.49	13.68	38.62	47.71	75.72	24.28	31.23
4	Vanguard International Value Inv	Foreign Large Value	33.27	21.85	44.88	7.63	37.88	54.50	89.21	10.79	33.22
5	MFS Global Equity R4	World Stock	28.90	36.42	34.68	56.76	4.00	39.23	99.29	0.71	44.37

#### Fixed Income Funds

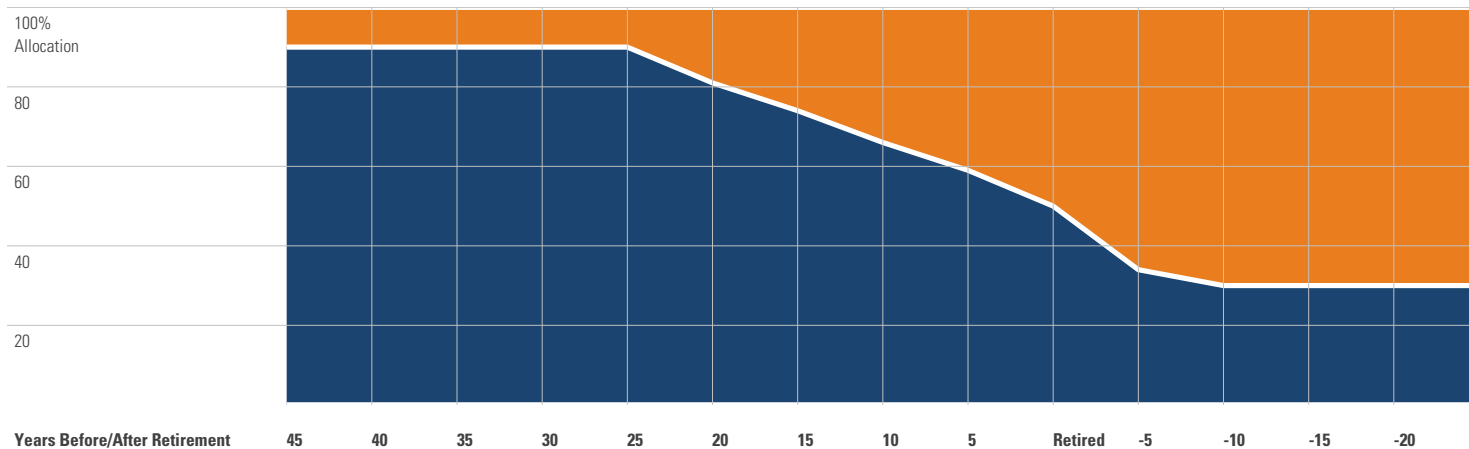
	Category	Super Sectors %				Other Stats		Credit Quality %		
		US Govt Debt	Mtg	US Credit	Non US	Avg Eff Duration	Inv Grade	Below Inv Grade	NR/NA	
1	Eaton Vance Income Fund of Boston I	High Yield Bond	0.00	0.00	90.04	0.00	2.53	6.33	93.28	0.40
2	PIMCO Real Return I2	Inflation-Protected Bond	64.93	10.67	5.24	0.00	7.63	97.00	3.00	0.00
3	Metropolitan West Total Return Bd I	Intermediate-Term Bond	30.54	32.47	26.87	0.00	5.75	94.63	5.36	0.01
4	PIMCO Income I2	Multisector Bond	23.47	13.75	18.66	0.00	0.41	81.00	19.00	0.00
5	PIMCO Short-Term I2	Ultrashort Bond	24.58	5.17	29.09	0.00	0.03	91.00	9.00	0.00
6	Templeton Global Bond Adv	World Bond	76.93	0.00	0.06	0.00	-1.39	85.16	17.29	-2.44

# DAN LEPORE AND SONS COMPANY PROFIT

## Target Date Analysis (Data as of 12-31-2019)

### Target Date Allocation

● Stocks ● Cash ● Bonds ● Other



### Target Date Portfolio Data

#### Asset Allocation %

	Total Stock	US Stock	Non-US Stock	Total Bond	Infl Prot Bond	HY Bond	Cash	Other	Avg Mkt Cap \$M
Vanguard Target Retirement 2015 Inv	36.49	21.75	14.74	60.91	20.82	0.00	2.34	0.26	33.06
Vanguard Target Retirement 2020 Inv	50.40	30.13	20.27	47.34	14.46	0.00	2.01	0.23	33.09
Vanguard Target Retirement 2025 Inv	60.17	36.03	24.14	37.80	0.00	0.00	1.79	0.23	33.17
Vanguard Target Retirement 2030 Inv	67.57	40.46	27.11	30.56	0.00	0.00	1.68	0.19	33.19
Vanguard Target Retirement 2035 Inv	74.98	44.91	30.07	23.31	0.00	0.00	1.56	0.16	33.13
Vanguard Target Retirement 2040 Inv	82.25	49.42	32.83	16.21	0.00	0.00	1.43	0.13	33.06
Vanguard Target Retirement 2045 Inv	88.93	53.47	35.46	9.66	0.00	0.00	1.32	0.09	33.07
Vanguard Target Retirement 2050 Inv	88.93	53.47	35.46	9.65	0.00	0.00	1.32	0.09	33.08
Vanguard Target Retirement 2055 Inv	88.95	53.49	35.46	9.63	0.00	0.00	1.33	0.09	33.04
Vanguard Target Retirement 2060 Inv	88.89	53.45	35.44	9.65	0.00	0.00	1.36	0.09	33.03
Vanguard Target Retirement 2065 Inv	88.88	53.45	35.43	9.70	0.00	0.00	1.33	0.09	—
Vanguard Target Retirement Income Inv	30.17	17.99	12.18	67.09	23.02	0.00	2.46	0.28	33.08