

DWL ARCHITECTS 401K RETIREMENT

Screens Summary (Data as of 12-31-2019)

⊖ Fund Removed from Approved List ⚠ Fund on Watch List

Name	Ticker	Asset Class	Trailing Performance and Risk				Management			Style		Expense				
			1 Yr	3 Yr	5 Yr	10 Yr	Pass/ Fail	Std Dev 3 Yr %	Beta 3 Yr %	Tenure	Pass/ Fail	Style Box	Pass/ Fail	Exp Ratio	Pass/ Fail	
US Stock																
JPMorgan US Equity R6 <i>percentile rank</i> <i># of funds in category</i>	JUEMX	Large Blend	32.28 14 1,394	14.87 29 1,210	11.15 28 1,065	– – 815	✔	13.20	1.08	19.01	✔	⚠	✖	0.44	✔	
Vanguard 500 Index Admiral <i>percentile rank</i> <i># of funds in category</i>	VFIAX	Large Blend Index	31.46 24 1,394	15.23 18 1,210	11.66 10 1,065	13.52 8 815	✔	12.10	1.00	3.68	✔	⚠	✔	0.04	✔	
Vanguard Growth Index Admiral <i>percentile rank</i> <i># of funds in category</i>	VIGAX	Large Growth	37.23 12 1,363	19.24 40 1,230	13.20 37 1,098	14.59 23 822	✔	13.19	0.99	25.02	✔	⚠	✔	0.05	✔	
American Funds Washington Mutual R6 <i>percentile rank</i> <i># of funds in category</i>	RWMGX	Large Value	25.93 82 1,394	13.90 49 1,210	10.96 35 1,065	13.09 28 815	✔	10.28	0.83	22.52	✔	⚠	✔	0.29	✔	
Vanguard Mid-Cap Growth Index Admiral <i>percentile rank</i> <i># of funds in category</i>	VMGMX	Mid-Cap Growth	33.86 42 619	15.46 54 566	10.23 55 502	– – 386	✔	13.24	0.93	6.86	✔	⚠	✔	0.07	✔	
Vanguard Mid-Cap Value Index Admiral <i>percentile rank</i> <i># of funds in category</i>	VMVAX	Mid-Cap Value	27.99 32 422	9.47 18 377	8.23 25 342	– – 233	✔	13.39	1.02	13.38	✔	⚠	✔	0.07	✔	
Carillon Eagle Small Cap Growth I <i>percentile rank</i> <i># of funds in category</i>	HSIIX	Small Growth	25.76 59 642	11.67 61 574	8.85 69 509	12.74 52 383	✔	17.50	1.03	24.02	✔	⚠	✔	0.76	✔	
Victory Sycamore Small Company Opp I <i>percentile rank</i> <i># of funds in category</i>	VSOIX	Small Value	26.94 12 419	9.22 2 387	11.03 1 346	12.85 1 237	✔	14.35	0.88	21.60	✔	⚠	✖	0.88	✔	
Non-US Stock																
American Funds New World R6 <i>percentile rank</i> <i># of funds in category</i>	RNWGX	Diversified Emerging Mkts	28.03 9 832	14.46 10 711	8.10 6 577	6.76 1 243	✔	11.26	0.74	20.55	✔	⚠	✔	0.61	✔	
American Funds Europacific Growth R6 <i>percentile rank</i> <i># of funds in category</i>	REGGX	Foreign Large Blend	27.40 59 469	12.45 47 405	7.41 44 338	6.73 55 249	✔	12.25	1.07	18.59	✔	⚠	✔	0.49	✔	
Vanguard International Growth Adm <i>percentile rank</i> <i># of funds in category</i>	VWILX	Foreign Large Growth	31.48 22 469	18.06 4 405	10.76 5 338	8.84 11 249	✔	15.38	1.30	16.91	✔	⚠	✔	0.32	✔	
Vanguard International Value Inv <i>percentile rank</i> <i># of funds in category</i>	VTRIX	Foreign Large Value	20.39 21 347	9.61 6 305	5.17 13 253	4.91 29 165	✔	11.56	1.04	11.63	✔	⚠	✖	0.37	✔	
American Funds New Perspective R6 <i>percentile rank</i> <i># of funds in category</i>	RNPGX	World Stock	30.48 19 876	16.79 13 728	11.45 10 610	11.15 7 370	✔	11.96	0.96	19.09	✔	⚠	✔	0.44	✔	

DWL ARCHITECTS 401K RETIREMENT

Screens Summary (Data as of 12-31-2019)

⊖ Fund Removed from Approved List ⚠ Fund on Watch List

Name	Ticker	Asset Class	Trailing Performance and Risk				Management			Style		Expense			
			1 Yr	3 Yr	5 Yr	10 Yr	Pass/ Fail	Std Dev 3 Yr %	Beta 3 Yr %	Tenure	Pass/ Fail	Style Box	Pass/ Fail	Exp Ratio	Pass/ Fail
Alternative															
PIMCO Commodity Real Return Strat I2	PCRPX	Commodities Broad Basket	12.21	-0.28	-3.38	-3.42	✓	9.76	1.11	5.00	✓	—	—	1.56	✗
<i>percentile rank</i>			11	49	49	20									
<i># of funds in category</i>			131	107	97	36									
Vanguard Real Estate Index Admiral	VGSLX	Real Estate	28.94	8.37	7.17	11.97	✓	12.06	0.98	23.65	✓	—	✓	0.11	✓
<i>percentile rank</i>			29	46	38	29									
<i># of funds in category</i>			259	224	200	138									
Fixed Income															
BlackRock High Yield Bond Instl	BHYIX	High Yield Bond	15.30	6.61	5.79	7.91	✓	4.32	1.02	12.01	✓	—	—	0.60	✓
<i>percentile rank</i>			16	8	15	4									
<i># of funds in category</i>			713	618	543	340									
BlackRock Inflation Protected Bond Instl	BPRIX	Inflation- Protected Bond	8.26	3.08	2.22	2.95	✓	2.96	0.98	2.88	✗	—	—	0.50	✓
<i>percentile rank</i>			41	38	47	45									
<i># of funds in category</i>			221	194	163	104									
Vanguard Interm-Term Bond Index Adm	VBILX	Intermediate- Term Bond	10.18	4.53	3.53	4.77	✓	3.40	1.15	11.69	✓	📊	—	0.07	✓
<i>percentile rank</i>			2	4	4	4									
<i># of funds in category</i>			431	383	328	252									
PIMCO Income I2	PONPX	Multisector Bond	7.94	5.57	5.55	8.66	✓	1.92	0.21	12.76	✓	—	—	1.15	✓
<i>percentile rank</i>			79	22	7	1									
<i># of funds in category</i>			302	265	223	120									
PIMCO Short-Term I2	PTSPX	Ultrashort Bond	2.63	2.12	2.02	1.71	✓	0.70	-0.14	9.00	✓	—	—	0.60	✗
<i>percentile rank</i>			73	45	13	21									
<i># of funds in category</i>			201	161	130	62									
Templeton Global Bond Adv	TGBAX	World Bond	0.89	1.65	1.45	3.70	✓	6.28	-0.94	18.01	✓	—	—	0.61	✓
<i>percentile rank</i>			94	86	84	43									
<i># of funds in category</i>			316	283	236	80									
Target Date															
American Funds 2010 Trgt Date Retire R6	RFTTX	Target Date	13.88	7.03	5.49	7.06	✓	4.43	0.94	12.92	✓	—	✓	0.31	✓
<i>percentile rank</i>			56	31	17	8									
<i># of funds in category</i>			134	96	83	62									
American Funds 2015 Trgt Date Retire R6	RFJTX	Target Date	14.94	7.53	5.85	7.51	✓	4.86	0.93	12.92	✓	—	✓	0.31	✓
<i>percentile rank</i>			62	35	30	5									
<i># of funds in category</i>			128	99	73	47									
American Funds 2020 Trgt Date Retire R6	RRCTX	Target Date	15.59	8.28	6.37	8.17	✓	5.30	0.91	12.92	✓	—	✓	0.31	✓
<i>percentile rank</i>			69	27	17	2									
<i># of funds in category</i>			234	199	157	93									
American Funds 2025 Trgt Date Retire R6	RFDTX	Target Date	17.85	9.47	7.12	9.15	✓	6.45	0.97	12.92	✓	—	✓	0.33	✓
<i>percentile rank</i>			68	20	5	1									
<i># of funds in category</i>			233	197	158	83									

DWL ARCHITECTS 401K RETIREMENT

Screens Summary (Data as of 12-31-2019)

Fund Removed from Approved List

Fund on Watch List

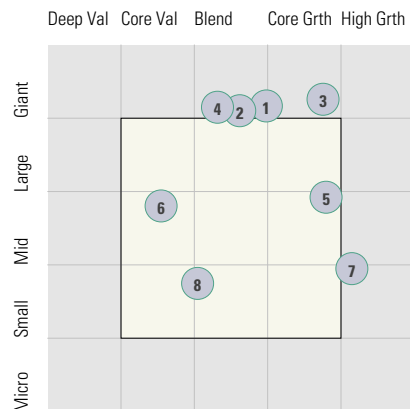
Name	Ticker	Asset Class	Trailing Performance and Risk				Management			Style		Expense				
			1 Yr	3 Yr	5 Yr	10 Yr	Pass/ Fail	Std Dev 3 Yr %	Beta 3 Yr %	Tenure	Pass/ Fail	Style Box	Pass/ Fail	Exp Ratio	Pass/ Fail	
American Funds 2030 Trgt Date Retire R6 <i>percentile rank</i> <i># of funds in category</i>	RFETX	Target Date	20.06 60 242	10.86 4 207	8.07 1 165	9.88 1 95		7.68	0.99	12.92		—		0.35		
American Funds 2035 Trgt Date Retire R6 <i>percentile rank</i> <i># of funds in category</i>	RFCTX	Target Date	23.29 21 230	12.28 1 194	8.99 1 155	10.34 1 80		9.14	1.02	12.92		—		0.37		
American Funds 2040 Trgt Date Retire R6 <i>percentile rank</i> <i># of funds in category</i>	RFCTX	Target Date	24.40 28 242	12.76 1 207	9.30 1 165	10.54 1 95		9.66	0.97	12.92		—		0.38		
American Funds 2045 Trgt Date Retire R6 <i>percentile rank</i> <i># of funds in category</i>	RFHTX	Target Date	24.68 51 230	12.96 2 194	9.45 1 155	10.62 1 79		9.89	0.95	12.92		—		0.38		
American Funds 2050 Trgt Date Retire R6 <i>percentile rank</i> <i># of funds in category</i>	RFITX	Target Date	25.04 43 242	13.11 2 207	9.55 1 165	10.68 1 77		10.02	0.95	12.92		—		0.39		
American Funds 2055 Trgt Date Retire R6 <i>percentile rank</i> <i># of funds in category</i>	RFKTX	Target Date	25.09 45 230	13.11 2 192	9.54 1 150	— — 15		10.05	0.95	9.92		—		0.40		
American Funds 2060 Trgt Date Retire R6 <i>percentile rank</i> <i># of funds in category</i>	RFUTX	Target Date	25.01 60 216	13.05 3 147	— — 34	— — —		10.02	0.94	4.77		—		0.41		
Balanced																
Invesco Equity and Income Y <i>percentile rank</i> <i># of funds in category</i>	ACETX	Moderate Allocation	20.37 34 699	6.62 87 644	6.44 45 571	8.98 23 420		9.89	1.36	16.68		—		0.53		

DWL ARCHITECTS 401K RETIREMENT

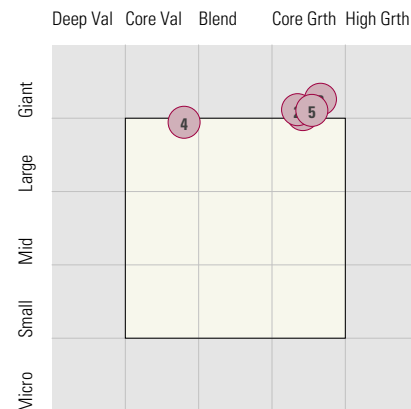
Style Analysis (Data as of 12-31-2019)

Style Analysis

Morningstar Style Box US Stock



Morningstar Style Box Non-US Stock



US Stock Funds

	Category	Super Sectors %			Asset Allocation %			Avg Mkt Cap M\$
		Cyclical	Defensive	Sensitive	Cash	US Stock	Foreign	
1	JPMorgan US Equity R6	29.75	25.19	45.05	0.63	96.84	2.53	66.96
2	Vanguard 500 Index Admiral	30.69	25.24	44.08	0.35	98.70	0.95	71.43
3	Vanguard Growth Index Admiral	32.31	12.10	55.60	0.30	98.66	1.02	52.79
4	American Funds Washington Mutual R6	28.19	25.23	46.59	3.72	87.81	8.16	92.42
5	Vanguard Mid-Cap Growth Index Admiral	30.13	20.10	49.76	0.38	98.54	1.08	11.59
6	Vanguard Mid-Cap Value Index Admiral	47.80	23.91	28.29	0.21	97.32	2.47	9.97
7	Carillon Eagle Small Cap Growth I	23.42	31.41	45.16	1.56	96.97	1.47	2.67
8	Victory Sycamore Small Company Opp I	48.15	14.80	37.05	1.82	97.39	0.78	1.82

Non-US Stock Funds

	Category	Super Sectors %			Regional Exposure %			Market Maturity %		
		Cyclical	Defensive	Sensitive	Americas	Greater Asia	Greater Europe	Developed	EM%	Avg Mkt Cap M\$
1	American Funds New World R6	39.95	20.19	39.88	35.13	39.84	25.04	59.32	40.68	20.17
2	American Funds Europacific Growth R6	40.93	20.70	38.37	11.55	47.62	40.81	71.76	28.24	39.57
3	Vanguard International Growth Adm	44.59	20.93	34.49	13.68	38.62	47.71	75.72	24.28	31.23
4	Vanguard International Value Inv	33.27	21.85	44.88	7.63	37.88	54.50	89.21	10.79	33.22
5	American Funds New Perspective R6	35.92	22.64	41.44	58.10	14.02	27.87	94.81	5.19	55.05

Fixed Income Funds

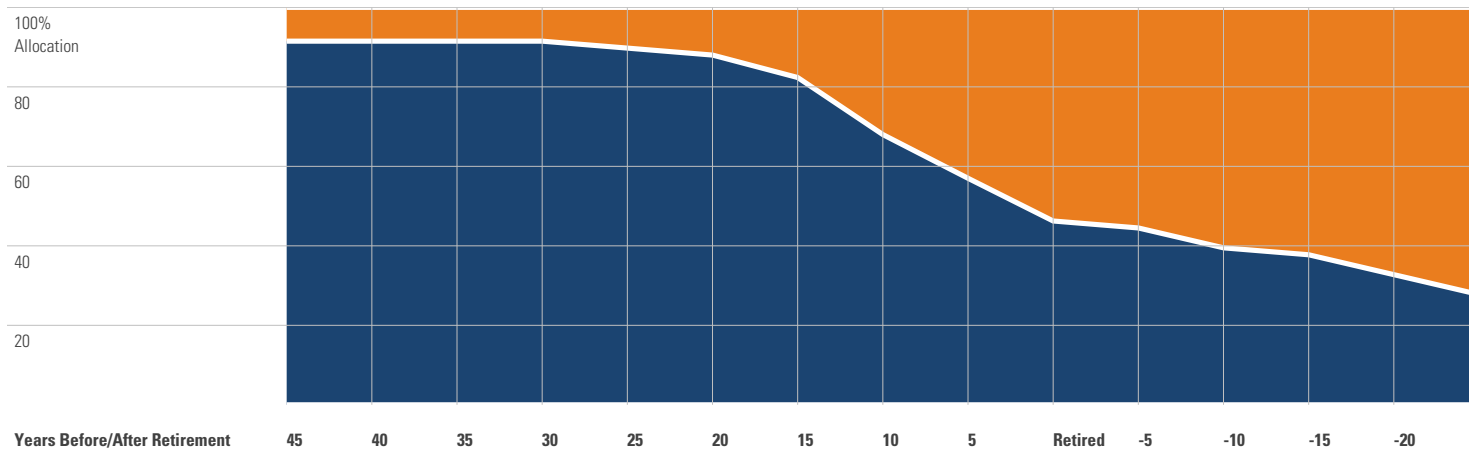
	Category	Super Sectors %				Other Stats	Credit Quality %		
		US Govt Debt	Mtg	US Credit	Non US		Avg Eff Duration	Inv Grade	Below Inv Grade
1	BlackRock High Yield Bond Instl	0.03	0.00	90.24	0.00	3.11	4.65	95.10	0.25
2	BlackRock Inflation Protected Bond Instl	92.27	3.09	0.17	0.00	7.74	99.78	0.22	0.00
3	Vanguard Inter-Term Bond Index Adm	58.53	0.00	40.93	0.00	6.33	100.00	0.00	0.00
4	PIMCO Income I2	23.47	13.75	18.66	0.00	0.41	81.00	19.00	0.00
5	PIMCO Short-Term I2	24.58	5.17	29.09	0.00	0.03	91.00	9.00	0.00
6	Templeton Global Bond Adv	76.93	0.00	0.06	0.00	-1.39	85.16	17.29	-2.44

DWL ARCHITECTS 401K RETIREMENT

Target Date Analysis (Data as of 12-31-2019)

Target Date Allocation

● Stocks ● Cash ● Bonds ● Other



Target Date Portfolio Data

Asset Allocation %

	Total Stock	US Stock	Non-US Stock	Total Bond	Infl Prot Bond	HY Bond	Cash	Other	Avg Mkt Cap \$M
American Funds 2010 Trgt Date Retire R6	38.23	26.71	11.52	53.65	13.92	5.03	7.26	0.87	61.97
American Funds 2015 Trgt Date Retire R6	42.86	29.93	12.93	49.33	14.77	4.99	6.97	0.83	60.10
American Funds 2020 Trgt Date Retire R6	45.02	32.10	12.92	47.25	15.02	4.57	6.93	0.80	54.76
American Funds 2025 Trgt Date Retire R6	54.53	37.01	17.52	38.10	14.42	0.94	6.68	0.68	47.62
American Funds 2030 Trgt Date Retire R6	63.77	42.91	20.86	28.93	14.79	0.79	6.70	0.60	45.00
American Funds 2035 Trgt Date Retire R6	77.26	50.82	26.44	15.99	12.24	0.32	6.23	0.51	43.38
American Funds 2040 Trgt Date Retire R6	81.79	53.77	28.02	11.16	4.11	0.29	6.57	0.47	43.20
American Funds 2045 Trgt Date Retire R6	83.14	54.69	28.45	9.80	4.03	0.20	6.55	0.51	43.56
American Funds 2050 Trgt Date Retire R6	84.49	56.16	28.33	8.48	4.05	0.12	6.55	0.48	43.58
American Funds 2055 Trgt Date Retire R6	84.48	56.15	28.33	8.49	4.05	0.12	6.55	0.48	43.54
American Funds 2060 Trgt Date Retire R6	84.50	56.16	28.34	8.49	4.05	0.12	6.55	0.48	—