

FELLOWSHIP EVANGELICAL FREE CHURCH

Screens Summary (Data as of 12-31-2019)

⊖ Fund Removed from Approved List

⚠ Fund on Watch List

Name	Ticker	Asset Class	Trailing Performance and Risk				Management			Style		Expense				
			1 Yr	3 Yr	5 Yr	10 Yr	Pass/ Fail	Std Dev 3 Yr %	Beta 3 Yr %	Tenure	Pass/ Fail	Style Box	Pass/ Fail	Exp Ratio	Pass/ Fail	
US Stock																
Vanguard 500 Index Admiral <i>percentile rank</i> <i># of funds in category</i>	VFIAX	Large Blend Index	31.46 24 1,394	15.23 18 1,210	11.66 10 1,065	13.52 8 815	✔	12.10	1.00	3.68	✔	☒	✔	0.04	✔	
American Funds Growth Fund of Amer R6 <i>percentile rank</i> <i># of funds in category</i>	RGAGX	Large Growth	28.54 80 1,363	16.57 67 1,230	12.75 44 1,098	13.31 56 822	✔	13.11	0.96	26.18	✔	☒	✔	0.32	✔	
Vanguard Value Index Adm <i>percentile rank</i> <i># of funds in category</i>	VVIAX	Large Value	25.82 44 1,215	11.70 21 1,097	10.06 9 951	12.48 13 697	✔	11.92	0.99	25.02	✔	☒	✔	0.05	✔	
Vanguard Mid-Cap Growth Index Admiral <i>percentile rank</i> <i># of funds in category</i>	VMGMX	Mid-Cap Growth	33.86 42 619	15.46 54 566	10.23 55 502	– – 386	✔	13.24	0.93	6.86	✔	☒	✔	0.07	✔	
American Century Mid Cap Value I <i>percentile rank</i> <i># of funds in category</i>	AVUAX	Mid-Cap Value	29.12 23 422	7.96 40 377	8.84 11 342	12.42 12 233	✔	13.31	1.01	15.76	✔	☒	✔	0.76	✔	
Vanguard Small Cap Index Adm <i>percentile rank</i> <i># of funds in category</i>	VSMAX	Small Blend	27.37 18 702	10.32 8 630	8.88 17 507	12.81 10 367	✔	14.94	0.93	3.68	✔	☒	✖	0.05	✔	
Victory Sycamore Small Company Opp I <i>percentile rank</i> <i># of funds in category</i>	VSOIX	Small Value	26.94 12 419	9.22 2 387	11.03 1 346	12.85 1 237	✔	14.35	0.88	21.60	✔	☒	✖	0.88	✔	
Non-US Stock																
American Funds New World R6 <i>percentile rank</i> <i># of funds in category</i>	RNWGX	Diversified Emerging Mkts	28.03 9 832	14.46 10 711	8.10 6 577	6.76 1 243	✔	11.26	0.74	20.55	✔	☒	✔	0.61	✔	
American Funds Europacific Growth R6 <i>percentile rank</i> <i># of funds in category</i>	REGGX	Foreign Large Blend	27.40 59 469	12.45 47 405	7.41 44 338	6.73 55 249	✔	12.25	1.07	18.59	✔	☒	✔	0.49	✔	
Vanguard International Value Inv <i>percentile rank</i> <i># of funds in category</i>	VTRIX	Foreign Large Value	20.39 21 347	9.61 6 305	5.17 13 253	4.91 29 165	✔	11.56	1.04	11.63	✔	☒	✖	0.37	✔	
American Funds New Perspective R6 <i>percentile rank</i> <i># of funds in category</i>	RNPGX	World Stock	30.48 19 876	16.79 13 728	11.45 10 610	11.15 7 370	✔	11.96	0.96	19.09	✔	☒	✔	0.44	✔	
Alternative																
Invesco Balanced-Risk Commodity Strat R6 <i>percentile rank</i> <i># of funds in category</i>	IBRFX	Commodities Broad Basket	4.45 82 131	-1.11 65 107	-1.97 20 97	– – 36	✔	8.79	0.88	9.09	✔	—	—	1.01	✔	

FELLOWSHIP EVANGELICAL FREE CHURCH

Screens Summary (Data as of 12-31-2019)

⊖ Fund Removed from Approved List ⚠ Fund on Watch List

Name	Ticker	Asset Class	Trailing Performance and Risk				Management			Style		Expense			
			1 Yr	3 Yr	5 Yr	10 Yr	Pass/ Fail	Std Dev 3 Yr %	Beta 3 Yr %	Tenure	Pass/ Fail	Style Box	Pass/ Fail	Exp Ratio	Pass/ Fail
Vanguard Real Estate Index Admiral <i>percentile rank</i> <i># of funds in category</i>	VGSLX	Real Estate	28.94 29 259	8.37 46 224	7.17 38 200	11.97 29 138	✔	12.06	0.98	23.65	✔	—	✔	0.11	✔
Fixed Income															
Eaton Vance Income Fund of Boston I <i>percentile rank</i> <i># of funds in category</i>	EIBIX	High Yield Bond	13.55 47 713	5.54 49 618	5.41 30 543	7.06 23 340	✔	3.70	0.87	5.16	✔	—	—	0.79	✔
American Century Inflation Adjs Bond R5 <i>percentile rank</i> <i># of funds in category</i>	AIANX	Inflation- Protected Bond	8.07 50 221	2.96 49 194	2.33 39 163	3.00 41 104	✔	2.96	0.97	18.10	✔	—	—	0.27	✔
Baird Aggregate Bond Inst <i>percentile rank</i> <i># of funds in category</i>	BAGIX	Intermediate- Term Bond	9.48 15 431	4.38 10 383	3.43 8 328	4.65 8 252	✔	2.89	0.99	19.27	✔	☒	—	0.30	✔
PIMCO Income I2 <i>percentile rank</i> <i># of funds in category</i>	PONPX	Multisector Bond	7.94 79 302	5.57 22 265	5.55 7 223	8.66 1 120	✔	1.92	0.21	12.76	✔	—	—	1.15	✔
PIMCO International Bond (USD-Hdg) I-2 <i>percentile rank</i> <i># of funds in category</i>	PFBPX	World Bond	7.23 76 102	4.37 36 72	4.05 16 57	5.84 2 37	✔	2.09	0.45	5.27	✔	—	—	0.65	✔
Target Date															
Vanguard Target Retirement 2015 Inv <i>percentile rank</i> <i># of funds in category</i>	VTXVX	Target Date	14.81 69 128	7.50 38 99	5.59 43 73	7.25 33 47	✔	4.57	0.90	6.86	✔	—	✔	0.13	✔
Vanguard Target Retirement 2020 Inv <i>percentile rank</i> <i># of funds in category</i>	VTWNX	Target Date	17.63 28 234	8.72 17 199	6.42 16 157	8.03 9 93	✔	6.01	1.05	6.86	✔	—	✔	0.13	✔
Vanguard Target Retirement 2025 Inv <i>percentile rank</i> <i># of funds in category</i>	VTTVX	Target Date	19.63 22 233	9.57 16 197	6.99 14 158	8.59 12 83	✔	7.05	1.07	6.86	✔	—	✔	0.13	✔
Vanguard Target Retirement 2030 Inv <i>percentile rank</i> <i># of funds in category</i>	VTHRX	Target Date	21.07 32 242	10.24 22 207	7.41 24 165	9.07 15 95	✔	7.93	1.03	6.86	✔	—	✔	0.14	✔
Vanguard Target Retirement 2035 Inv <i>percentile rank</i> <i># of funds in category</i>	VTTHX	Target Date	22.44 42 230	10.86 30 194	7.81 28 155	9.54 15 80	✔	8.79	0.99	6.86	✔	—	✔	0.14	✔
Vanguard Target Retirement 2040 Inv <i>percentile rank</i> <i># of funds in category</i>	VFORX	Target Date	23.86 43 242	11.48 29 207	8.20 25 165	9.87 17 95	✔	9.69	0.99	6.86	✔	—	✔	0.14	✔
Vanguard Target Retirement 2045 Inv <i>percentile rank</i> <i># of funds in category</i>	VTIVX	Target Date	24.94 43 230	11.80 26 194	8.41 22 155	9.98 15 79	✔	10.32	1.00	6.86	✔	—	✔	0.15	✔

FELLOWSHIP EVANGELICAL FREE CHURCH

Screens Summary (Data as of 12-31-2019)

⊖ Fund Removed from Approved List
 ! Fund on Watch List

Name	Ticker	Asset Class	Trailing Performance and Risk				Management			Style		Expense			
			1 Yr	3 Yr	5 Yr	10 Yr	Pass/ Fail	Std Dev 3 Yr %	Beta 3 Yr %	Tenure	Pass/ Fail	Style Box	Pass/ Fail	Exp Ratio	Pass/ Fail
Vanguard Target Retirement 2050 Inv	VFIFX	Target Date	24.98	11.80	8.41	9.98	✔	10.34	0.99	6.86	✔	—	✔	0.15	✔
<i>percentile rank</i>			47	32	26	18									
<i># of funds in category</i>			242	207	165	77									
Vanguard Target Retirement 2055 Inv	VFFVX	Target Date	24.98	11.80	8.38	—	✔	10.32	0.98	6.86	✔	—	✔	0.15	✔
<i>percentile rank</i>			51	39	33	—									
<i># of funds in category</i>			230	192	150	15									
Vanguard Target Retirement 2060 Inv	VTTSX	Target Date	24.96	11.79	8.38	—	✔	10.33	0.99	6.86	✔	—	✔	0.15	✔
<i>percentile rank</i>			66	43	60	—									
<i># of funds in category</i>			216	147	34	—									
Vanguard Target Retirement 2065 Inv	VLXVX	Target Date	24.96	—	—	—	—	—	—	2.47	✖	—	✔	0.15	✔
<i>percentile rank</i>			64	—	—	—									
<i># of funds in category</i>			216	147	34	—									
Vanguard Target Retirement Income Inv	VTINX	Target Date	13.16	6.36	4.80	5.82	✔	3.55	0.84	6.86	✔	—	✔	0.12	✔
<i>percentile rank</i>			49	36	28	23									
<i># of funds in category</i>			184	158	132	88									

Balanced

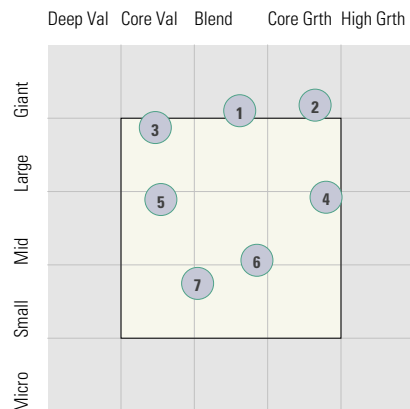
American Funds American Balanced R6	RLBGX	Moderate Allocation	19.55	10.56	8.47	10.48	✔	7.00	1.01	21.01	✔	—	✖	0.28	✔
<i>percentile rank</i>			48	12	6	5									
<i># of funds in category</i>			699	644	571	420									

FELLOWSHIP EVANGELICAL FREE CHURCH

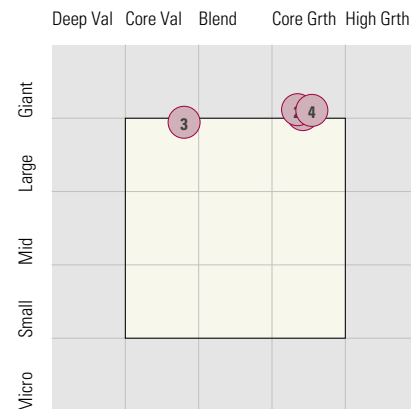
Style Analysis (Data as of 12-31-2019)

Style Analysis

Morningstar Style Box US Stock



Morningstar Style Box Non-US Stock



US Stock Funds

	Category	Super Sectors %			Asset Allocation %			Avg Mkt Cap M\$	
		Cyclical	Defensive	Sensitive	Cash	US Stock	Foreign		
1	Vanguard 500 Index Admiral	Large Blend Index	30.69	25.24	44.08	0.35	98.70	0.95	71.43
2	American Funds Growth Fund of Amer R6	Large Growth	27.01	21.37	51.63	4.69	82.96	11.39	50.19
3	Vanguard Value Index Adm	Large Value	29.84	37.53	32.63	0.15	99.02	0.83	74.71
4	Vanguard Mid-Cap Growth Index Admiral	Mid-Cap Growth	30.13	20.10	49.76	0.38	98.54	1.08	11.59
5	American Century Mid Cap Value I	Mid-Cap Value	40.49	30.22	29.29	2.55	87.29	10.16	11.80
6	Vanguard Small Cap Index Adm	Small Blend	41.44	19.45	39.11	2.60	96.48	0.92	2.86
7	Victory Sycamore Small Company Opp I	Small Value	48.15	14.80	37.05	1.82	97.39	0.78	1.82

Non-US Stock Funds

	Category	Super Sectors %			Regional Exposure %			Market Maturity %			
		Cyclical	Defensive	Sensitive	Americas	Greater Asia	Greater Europe	Developed	EM%	Avg Mkt Cap M\$	
1	American Funds New World R6	Diversified Emerging Mkts	39.95	20.19	39.88	35.13	39.84	25.04	59.32	40.68	20.17
2	American Funds Europacific Growth R6	Foreign Large Blend	40.93	20.70	38.37	11.55	47.62	40.81	71.76	28.24	39.57
3	Vanguard International Value Inv	Foreign Large Value	33.27	21.85	44.88	7.63	37.88	54.50	89.21	10.79	33.22
4	American Funds New Perspective R6	World Stock	35.92	22.64	41.44	58.10	14.02	27.87	94.81	5.19	55.05

Fixed Income Funds

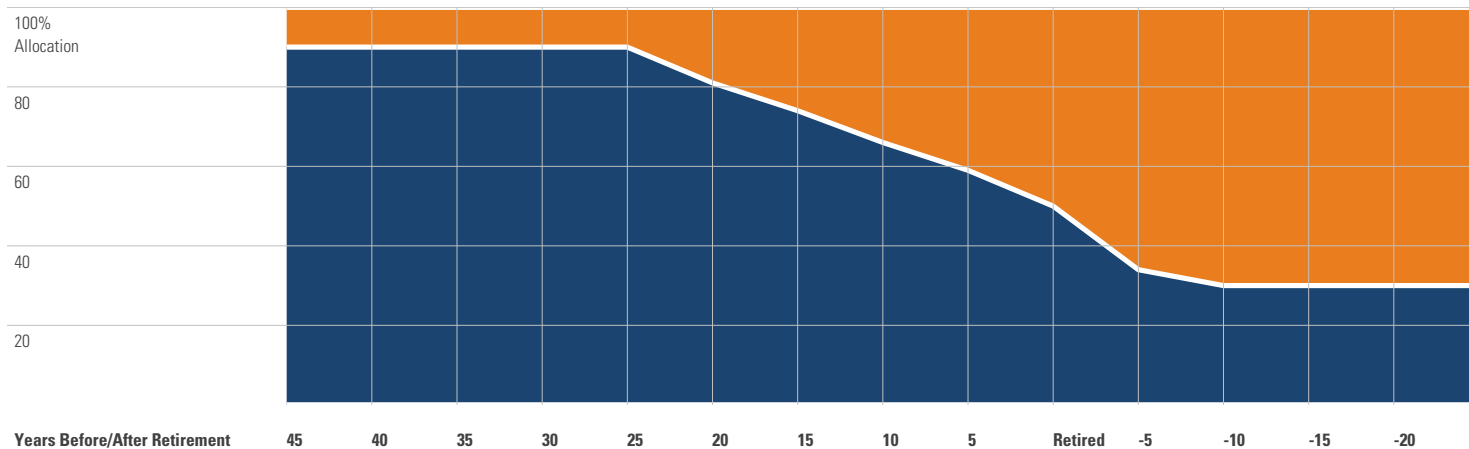
	Category	Super Sectors %				Other Stats		Credit Quality %		
		US Govt Debt	Mtg	US Credit	Non US	Avg Eff Duration	Inv Grade	Below Inv Grade	NR/NA	
1	Eaton Vance Income Fund of Boston I	High Yield Bond	0.00	0.00	90.04	0.00	2.53	6.33	93.28	0.40
2	American Century Inflation Adjs Bond R5	Inflation-Protected Bond	89.04	0.89	3.13	0.00	7.40	100.54	0.17	-0.71
3	Baird Aggregate Bond Inst	Intermediate-Term Bond	24.33	25.13	41.86	0.00	5.87	99.70	0.30	0.00
4	PIMCO Income I2	Multisector Bond	23.47	13.75	18.66	0.00	0.41	81.00	19.00	0.00
5	PIMCO International Bond (USD-Hdg) I-2	World Bond	51.86	5.14	5.88	0.00	8.39	93.00	7.00	0.00

FELLOWSHIP EVANGELICAL FREE CHURCH

Target Date Analysis (Data as of 12-31-2019)

Target Date Allocation

● Stocks ● Cash ● Bonds ● Other



Target Date Portfolio Data

Asset Allocation %

	Total Stock	US Stock	Non-US Stock	Total Bond	Infl Prot Bond	HY Bond	Cash	Other	Avg Mkt Cap \$M
Vanguard Target Retirement 2015 Inv	36.49	21.75	14.74	60.91	20.82	0.00	2.34	0.26	33.06
Vanguard Target Retirement 2020 Inv	50.40	30.13	20.27	47.34	14.46	0.00	2.01	0.23	33.09
Vanguard Target Retirement 2025 Inv	60.17	36.03	24.14	37.80	0.00	0.00	1.79	0.23	33.17
Vanguard Target Retirement 2030 Inv	67.57	40.46	27.11	30.56	0.00	0.00	1.68	0.19	33.19
Vanguard Target Retirement 2035 Inv	74.98	44.91	30.07	23.31	0.00	0.00	1.56	0.16	33.13
Vanguard Target Retirement 2040 Inv	82.25	49.42	32.83	16.21	0.00	0.00	1.43	0.13	33.06
Vanguard Target Retirement 2045 Inv	88.93	53.47	35.46	9.66	0.00	0.00	1.32	0.09	33.07
Vanguard Target Retirement 2050 Inv	88.93	53.47	35.46	9.65	0.00	0.00	1.32	0.09	33.08
Vanguard Target Retirement 2055 Inv	88.95	53.49	35.46	9.63	0.00	0.00	1.33	0.09	33.04
Vanguard Target Retirement 2060 Inv	88.89	53.45	35.44	9.65	0.00	0.00	1.36	0.09	33.03
Vanguard Target Retirement 2065 Inv	88.88	53.45	35.43	9.70	0.00	0.00	1.33	0.09	—
Vanguard Target Retirement Income Inv	30.17	17.99	12.18	67.09	23.02	0.00	2.46	0.28	33.08