

IDEKER INC PROFIT SHARING PLAN AND

Screens Summary (Data as of 12-31-2019)

⊖ Fund Removed from Approved List ⚠ Fund on Watch List

Name	Ticker	Asset Class	Trailing Performance and Risk				Management			Style		Expense				
			1 Yr	3 Yr	5 Yr	10 Yr	Pass/ Fail	Std Dev 3 Yr %	Beta 3 Yr %	Tenure	Pass/ Fail	Style Box	Pass/ Fail	Exp Ratio	Pass/ Fail	
US Stock																
JPMorgan US Equity R6 <i>percentile rank</i> <i># of funds in category</i>	JUEMX	Large Blend	32.28 14 1,394	14.87 29 1,210	11.15 28 1,065	– – 815	✔	13.20	1.08	19.01	✔	☒	✖	0.44	✔	
Vanguard 500 Index Admiral <i>percentile rank</i> <i># of funds in category</i>	VFIAX	Large Blend Index	31.46 24 1,394	15.23 18 1,210	11.66 10 1,065	13.52 8 815	✔	12.10	1.00	3.68	✔	☒	✔	0.04	✔	
Vanguard Growth Index Admiral <i>percentile rank</i> <i># of funds in category</i>	VIGAX	Large Growth	37.23 12 1,363	19.24 40 1,230	13.20 37 1,098	14.59 23 822	✔	13.19	0.99	25.02	✔	☒	✔	0.05	✔	
American Funds American Mutual R6 <i>percentile rank</i> <i># of funds in category</i>	RMFGX	Large Value	22.12 83 1,215	12.27 15 1,097	9.57 17 951	11.80 28 697	✔	9.00	0.72	14.01	✔	☒	✖	0.29	✔	
MFS Mid Cap Growth R6 <i>percentile rank</i> <i># of funds in category</i>	OTCKX	Mid-Cap Growth	37.93 17 619	20.84 9 566	14.09 6 502	– – 386	✔	13.10	0.90	11.12	✔	☒	✔	0.74	✔	
American Century Mid Cap Value I <i>percentile rank</i> <i># of funds in category</i>	AVUAX	Mid-Cap Value	29.12 23 422	7.96 40 377	8.84 11 342	12.42 12 233	✔	13.31	1.01	15.76	✔	☒	✔	0.76	✔	
Vanguard Small Cap Growth Index Admiral <i>percentile rank</i> <i># of funds in category</i>	VSGAX	Small Growth	32.76 27 642	15.14 39 574	10.51 42 509	– – 383	✔	15.56	0.92	15.01	✔	☒	✖	0.07	✔	
Vanguard Small Cap Value Index Admiral <i>percentile rank</i> <i># of funds in category</i>	VSIAX	Small Value	22.76 35 419	6.40 15 387	7.46 18 346	– – 237	✔	15.00	0.93	3.68	✔	☒	✖	0.07	✔	
Non-US Stock																
American Funds New World R6 <i>percentile rank</i> <i># of funds in category</i>	RNWGX	Diversified Emerging Mkts	28.03 9 832	14.46 10 711	8.10 6 577	6.76 1 243	✔	11.26	0.74	20.55	✔	☒	✔	0.61	✔	
Vanguard Developed Markets Index Admiral <i>percentile rank</i> <i># of funds in category</i>	VTMGX	Foreign Large Blend Index	22.05 42 736	9.69 38 632	6.18 21 498	5.74 26 377	✔	11.40	0.98	6.86	✔	☒	✔	0.07	✔	
⚠ Invesco Oppenheimer International Gr Y <i>percentile rank</i> <i># of funds in category</i>	OIGYX	Foreign Large Growth	28.98 41 469	9.69 88 405	5.98 73 338	7.37 33 249	✔	13.07	1.11	23.78	✔	☒	✔	0.85	✔	
Vanguard International Value Inv <i>percentile rank</i> <i># of funds in category</i>	VTRIX	Foreign Large Value	20.39 21 347	9.61 6 305	5.17 13 253	4.91 29 165	✔	11.56	1.04	11.63	✔	☒	✖	0.37	✔	
American Funds New Perspective R6 <i>percentile rank</i> <i># of funds in category</i>	RNPGX	World Stock	30.48 19 876	16.79 13 728	11.45 10 610	11.15 7 370	✔	11.96	0.96	19.09	✔	☒	✔	0.44	✔	

IDEKER INC PROFIT SHARING PLAN AND

Screens Summary (Data as of 12-31-2019)

⊖ Fund Removed from Approved List ⚠ Fund on Watch List

Name	Ticker	Asset Class	Trailing Performance and Risk				Management			Style		Expense				
			1 Yr	3 Yr	5 Yr	10 Yr	Pass/ Fail	Std Dev 3 Yr %	Beta 3 Yr %	Tenure	Pass/ Fail	Style Box	Pass/ Fail	Exp Ratio	Pass/ Fail	
Alternative																
Invesco Balanced-Risk Commodity Strat R6	IBRFX	Commodities Broad Basket	4.45	-1.11	-1.97	-	✔	8.79	0.88	9.09	✔	—	—	1.01	✔	
<i>percentile rank</i>			82	65	20	-										
<i># of funds in category</i>			131	107	97	36										
Vanguard Real Estate Index Admiral	VGSLX	Real Estate	28.94	8.37	7.17	11.97	✔	12.06	0.98	23.65	✔	—	✔	0.11	✔	
<i>percentile rank</i>			29	46	38	29										
<i># of funds in category</i>			259	224	200	138										
Fixed Income																
BlackRock High Yield Bond Instl	BHYIX	High Yield Bond	15.30	6.61	5.79	7.91	✔	4.32	1.02	12.01	✔	—	—	0.60	✔	
<i>percentile rank</i>			16	8	15	4										
<i># of funds in category</i>			713	618	543	340										
American Century Inflation Adjs Bond R5	AIANX	Inflation-Protected Bond	8.07	2.96	2.33	3.00	✔	2.96	0.97	18.10	✔	—	—	0.27	✔	
<i>percentile rank</i>			50	49	39	41										
<i># of funds in category</i>			221	194	163	104										
Metropolitan West Total Return Bd I	MWTIX	Intermediate-Term Bond	9.09	4.16	3.03	4.98	✔	2.87	0.98	22.77	✔	—	—	0.44	✔	
<i>percentile rank</i>			56	47	62	14										
<i># of funds in category</i>			613	530	444	332										
PIMCO Income I2	PONPX	Multisector Bond	7.94	5.57	5.55	8.66	✔	1.92	0.21	12.76	✔	—	—	1.15	✔	
<i>percentile rank</i>			79	22	7	1										
<i># of funds in category</i>			302	265	223	120										
PIMCO Short-Term I2	PTSPX	Ultrashort Bond	2.63	2.12	2.02	1.71	✔	0.70	-0.14	9.00	✔	—	—	0.60	✖	
<i>percentile rank</i>			73	45	13	21										
<i># of funds in category</i>			201	161	130	62										
AB Global Bond I	ANAIX	World Bond	7.59	3.63	3.46	4.45	✔	2.01	0.57	27.78	✔	—	—	0.55	✔	
<i>percentile rank</i>			68	67	39	35										
<i># of funds in category</i>			102	72	57	37										
Target Date																
Vanguard Target Retirement 2015 Inv	VTXVX	Target Date	14.81	7.50	5.59	7.25	✔	4.57	0.90	6.86	✔	—	✔	0.13	✔	
<i>percentile rank</i>			69	38	43	33										
<i># of funds in category</i>			128	99	73	47										
Vanguard Target Retirement 2020 Inv	VTWNX	Target Date	17.63	8.72	6.42	8.03	✔	6.01	1.05	6.86	✔	—	✔	0.13	✔	
<i>percentile rank</i>			28	17	16	9										
<i># of funds in category</i>			234	199	157	93										
Vanguard Target Retirement 2025 Inv	VTTVX	Target Date	19.63	9.57	6.99	8.59	✔	7.05	1.07	6.86	✔	—	✔	0.13	✔	
<i>percentile rank</i>			22	16	14	12										
<i># of funds in category</i>			233	197	158	83										
Vanguard Target Retirement 2030 Inv	VTHRX	Target Date	21.07	10.24	7.41	9.07	✔	7.93	1.03	6.86	✔	—	✔	0.14	✔	
<i>percentile rank</i>			32	22	24	15										
<i># of funds in category</i>			242	207	165	95										

IDEKER INC PROFIT SHARING PLAN AND

Screens Summary (Data as of 12-31-2019)

⊖ Fund Removed from Approved List ⚠ Fund on Watch List

Name	Ticker	Asset Class	Trailing Performance and Risk				Management		Style		Expense				
			1 Yr	3 Yr	5 Yr	10 Yr	Pass/ Fail	Std Dev 3 Yr %	Beta 3 Yr %	Tenure	Pass/ Fail	Style Box	Pass/ Fail	Exp Ratio	Pass/ Fail
Vanguard Target Retirement 2035 Inv <i>percentile rank</i> <i># of funds in category</i>	VTTHX	Target Date	22.44 42 230	10.86 30 194	7.81 28 155	9.54 15 80	✔	8.79	0.99	6.86	✔	—	✔	0.14	✔
Vanguard Target Retirement 2040 Inv <i>percentile rank</i> <i># of funds in category</i>	VFORX	Target Date	23.86 43 242	11.48 29 207	8.20 25 165	9.87 17 95	✔	9.69	0.99	6.86	✔	—	✔	0.14	✔
Vanguard Target Retirement 2045 Inv <i>percentile rank</i> <i># of funds in category</i>	VTIVX	Target Date	24.94 43 230	11.80 26 194	8.41 22 155	9.98 15 79	✔	10.32	1.00	6.86	✔	—	✔	0.15	✔
Vanguard Target Retirement 2050 Inv <i>percentile rank</i> <i># of funds in category</i>	VFIFX	Target Date	24.98 47 242	11.80 32 207	8.41 26 165	9.98 18 77	✔	10.34	0.99	6.86	✔	—	✔	0.15	✔
Vanguard Target Retirement 2055 Inv <i>percentile rank</i> <i># of funds in category</i>	VFFVX	Target Date	24.98 51 230	11.80 39 192	8.38 33 150	— — 15	✔	10.32	0.98	6.86	✔	—	✔	0.15	✔
Vanguard Target Retirement 2060 Inv <i>percentile rank</i> <i># of funds in category</i>	VTTSX	Target Date	24.96 66 216	11.79 43 147	8.38 60 34	— — —	✔	10.33	0.99	6.86	✔	—	✔	0.15	✔
Vanguard Target Retirement 2065 Inv <i>percentile rank</i> <i># of funds in category</i>	VLXVX	Target Date	24.96 64 216	— — 147	— — 34	— — —	—	—	—	2.47	✖	—	✔	0.15	✔
Vanguard Target Retirement Income Inv <i>percentile rank</i> <i># of funds in category</i>	VTINX	Target Date	13.16 49 184	6.36 36 158	4.80 28 132	5.82 23 88	✔	3.55	0.84	6.86	✔	—	✔	0.12	✔

Balanced

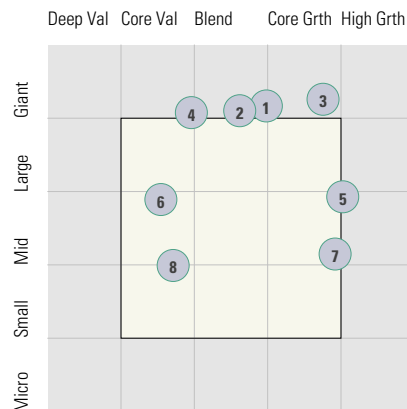
American Funds American Balanced R6 <i>percentile rank</i> <i># of funds in category</i>	RLBGX	Moderate Allocation	19.55 48 699	10.56 12 644	8.47 6 571	10.48 5 420	✔	7.00	1.01	21.01	✔	—	✖	0.28	✔
--	-------	------------------------	--------------------	--------------------	------------------	-------------------	---	------	------	-------	---	---	---	------	---

IDEKER INC PROFIT SHARING PLAN AND

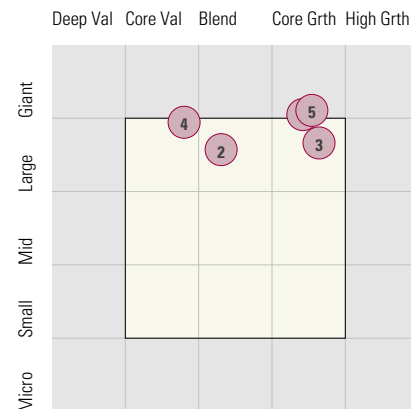
Style Analysis (Data as of 12-31-2019)

Style Analysis

Morningstar Style Box US Stock



Morningstar Style Box Non-US Stock



US Stock Funds

	Category	Super Sectors %			Asset Allocation %			Avg Mkt Cap M\$
		Cyclical	Defensive	Sensitive	Cash	US Stock	Foreign	
1	JPMorgan US Equity R6	29.75	25.19	45.05	0.63	96.84	2.53	66.96
2	Vanguard 500 Index Admiral	30.69	25.24	44.08	0.35	98.70	0.95	71.43
3	Vanguard Growth Index Admiral	32.31	12.10	55.60	0.30	98.66	1.02	52.79
4	American Funds American Mutual R6	26.53	34.56	38.91	11.05	75.53	12.34	62.67
5	MFS Mid Cap Growth R6	31.17	16.37	52.46	1.65	94.49	3.86	10.33
6	American Century Mid Cap Value I	40.49	30.22	29.29	2.55	87.29	10.16	11.80
7	Vanguard Small Cap Growth Index Admiral	28.02	24.72	47.27	2.08	97.21	0.71	2.95
8	Vanguard Small Cap Value Index Admiral	52.45	15.12	32.43	1.38	97.50	1.11	2.79

Non-US Stock Funds

	Category	Super Sectors %			Regional Exposure %			Market Maturity %		
		Cyclical	Defensive	Sensitive	Americas	Greater Asia	Greater Europe	Developed	EM%	Avg Mkt Cap M\$
1	American Funds New World R6	39.95	20.19	39.88	35.13	39.84	25.04	59.32	40.68	20.17
2	Vanguard Developed Markets Index Admiral	40.27	23.69	36.05	9.63	36.45	53.91	98.88	1.12	30.79
3	Invesco Oppenheimer International Gr Y	23.21	31.00	45.78	13.26	25.86	60.87	94.66	5.34	15.13
4	Vanguard International Value Inv	33.27	21.85	44.88	7.63	37.88	54.50	89.21	10.79	33.22
5	American Funds New Perspective R6	35.92	22.64	41.44	58.10	14.02	27.87	94.81	5.19	55.05

Fixed Income Funds

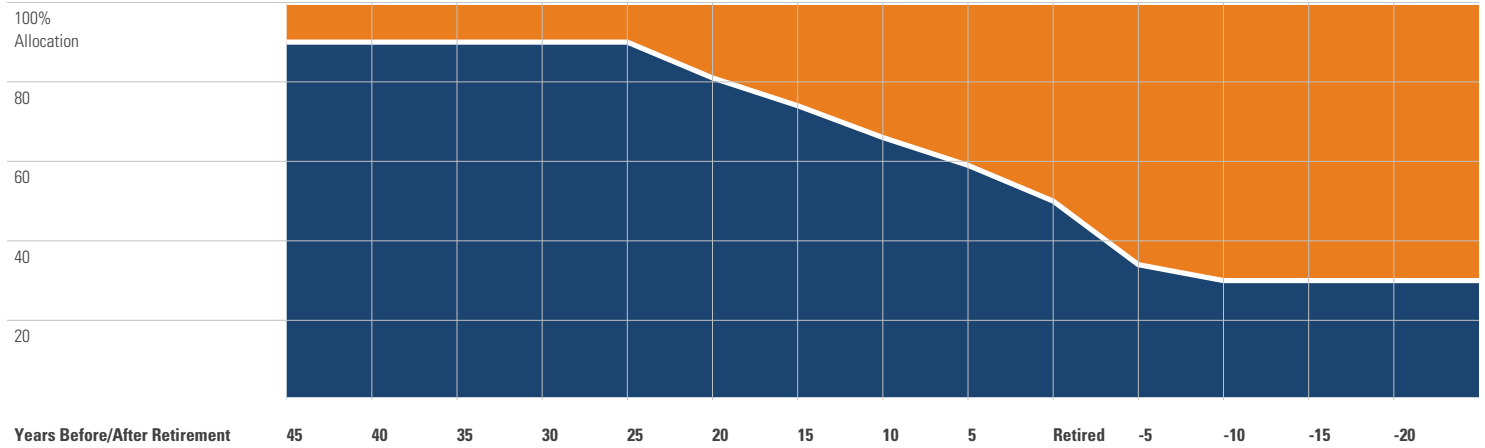
	Category	Super Sectors %				Avg Eff Duration	Credit Quality %		
		US Govt Debt	Mtg	US Credit	Non US		Inv Grade	Below Inv Grade	NR/NA
1	BlackRock High Yield Bond Instl	0.03	0.00	90.24	0.00	3.11	4.65	95.10	0.25
2	American Century Inflation Adjs Bond R5	89.04	0.89	3.13	0.00	7.40	100.54	0.17	-0.71
3	Metropolitan West Total Return Bd I	30.54	32.47	26.87	0.00	5.75	94.63	5.36	0.01
4	PIMCO Income I2	23.47	13.75	18.66	0.00	0.41	81.00	19.00	0.00
5	PIMCO Short-Term I2	24.58	5.17	29.09	0.00	0.03	91.00	9.00	0.00
6	AB Global Bond I	32.56	5.09	14.76	0.00	6.96	88.87	5.92	5.21

IDEKER INC PROFIT SHARING PLAN AND

Target Date Analysis (Data as of 12-31-2019)

Target Date Allocation

● Stocks ● Cash ● Bonds ● Other



Target Date Portfolio Data

Asset Allocation %

	Total Stock	US Stock	Non-US Stock	Total Bond	Infl Prot Bond	HY Bond	Cash	Other	Avg Mkt Cap \$M
Vanguard Target Retirement 2015 Inv	36.49	21.75	14.74	60.91	20.82	0.00	2.34	0.26	33.06
Vanguard Target Retirement 2020 Inv	50.40	30.13	20.27	47.34	14.46	0.00	2.01	0.23	33.09
Vanguard Target Retirement 2025 Inv	60.17	36.03	24.14	37.80	0.00	0.00	1.79	0.23	33.17
Vanguard Target Retirement 2030 Inv	67.57	40.46	27.11	30.56	0.00	0.00	1.68	0.19	33.19
Vanguard Target Retirement 2035 Inv	74.98	44.91	30.07	23.31	0.00	0.00	1.56	0.16	33.13
Vanguard Target Retirement 2040 Inv	82.25	49.42	32.83	16.21	0.00	0.00	1.43	0.13	33.06
Vanguard Target Retirement 2045 Inv	88.93	53.47	35.46	9.66	0.00	0.00	1.32	0.09	33.07
Vanguard Target Retirement 2050 Inv	88.93	53.47	35.46	9.65	0.00	0.00	1.32	0.09	33.08
Vanguard Target Retirement 2055 Inv	88.95	53.49	35.46	9.63	0.00	0.00	1.33	0.09	33.04
Vanguard Target Retirement 2060 Inv	88.89	53.45	35.44	9.65	0.00	0.00	1.36	0.09	33.03
Vanguard Target Retirement 2065 Inv	88.88	53.45	35.43	9.70	0.00	0.00	1.33	0.09	—
Vanguard Target Retirement Income Inv	30.17	17.99	12.18	67.09	23.02	0.00	2.46	0.28	33.08