

THE INSTITUTE OF WORLD POLITICS 403

Screens Summary (Data as of 12-31-2019)

⊖ Fund Removed from Approved List ⚠ Fund on Watch List

Name	Ticker	Asset Class	Trailing Performance and Risk				Management			Style		Expense				
			1 Yr	3 Yr	5 Yr	10 Yr	Pass/ Fail	Std Dev 3 Yr %	Beta 3 Yr %	Tenure	Pass/ Fail	Style Box	Pass/ Fail	Exp Ratio	Pass/ Fail	
US Stock																
Columbia Contrarian Core Inst3 <i>percentile rank</i> <i># of funds in category</i>	COFYX	Large Blend	33.08 10 1,394	13.94 48 1,210	10.69 40 1,065	– – 815	✔	12.72	1.04	14.76	✔	☒	✔	0.64	✔	
Vanguard 500 Index Admiral <i>percentile rank</i> <i># of funds in category</i>	VFIAX	Large Blend Index	31.46 24 1,394	15.23 18 1,210	11.66 10 1,065	13.52 8 815	✔	12.10	1.00	3.68	✔	☒	✔	0.04	✔	
MFS Growth R6 <i>percentile rank</i> <i># of funds in category</i>	MFEKX	Large Growth	37.81 10 1,363	22.84 8 1,230	15.36 8 1,098	– – 822	✔	12.96	0.95	17.76	✔	☒	✔	0.57	✔	
Invesco Growth and Income R6 <i>percentile rank</i> <i># of funds in category</i>	GIFFX	Large Value	25.83 44 1,215	7.83 87 1,097	7.98 54 951	– – 697	✔	14.17	1.16	16.85	✔	☒	✔	0.38	✔	
Vanguard Mid-Cap Growth Index Admiral <i>percentile rank</i> <i># of funds in category</i>	VMGMX	Mid-Cap Growth	33.86 42 619	15.46 54 566	10.23 55 502	– – 386	✔	13.24	0.93	6.86	✔	☒	✔	0.07	✔	
Vanguard Mid-Cap Value Index Admiral <i>percentile rank</i> <i># of funds in category</i>	VMVAX	Mid-Cap Value	27.99 32 422	9.47 18 377	8.23 25 342	– – 233	✔	13.39	1.02	13.38	✔	☒	✔	0.07	✔	
Vanguard Small Cap Growth Index Admiral <i>percentile rank</i> <i># of funds in category</i>	VSGAX	Small Growth	32.76 27 642	15.14 39 574	10.51 42 509	– – 383	✔	15.56	0.92	15.01	✔	☒	✖	0.07	✔	
⚠ JPMorgan Small Cap Value R6 <i>percentile rank</i> <i># of funds in category</i>	JSVUX	Small Value	19.42 73 419	2.08 78 387	5.16 54 346	10.37 40 237	✔	15.75	0.98	14.01	✔	☒	✔	0.74	✔	
Non-US Stock																
DFA Emerging Markets I <i>percentile rank</i> <i># of funds in category</i>	DFEMX	Diversified Emerging Mkts	16.03 74 832	11.03 42 711	5.25 46 577	3.96 41 243	✔	13.80	0.95	9.84	✔	☒	✔	0.48	✔	
American Funds Europacific Growth R6 <i>percentile rank</i> <i># of funds in category</i>	REGGX	Foreign Large Blend	27.40 59 469	12.45 47 405	7.41 44 338	6.73 55 249	✔	12.25	1.07	18.59	✔	☒	✔	0.49	✔	
MFS Instl International Equity <i>percentile rank</i> <i># of funds in category</i>	MIEIX	Foreign Large Growth	28.40 46 469	13.67 31 405	8.06 32 338	7.48 31 249	✔	10.95	0.97	10.25	✔	☒	✔	0.69	✔	
⊖ Templeton Foreign R6 <i>percentile rank</i> <i># of funds in category</i>	FTFGX	Foreign Large Value	13.04 95 347	4.29 91 305	3.48 67 253	– – 165	✖	12.38	1.08	2.25	✖	☒	✔	0.68	✔	
American Funds Capital World Gr&Inc R6 <i>percentile rank</i> <i># of funds in category</i>	RWIGX	World Stock	25.74 51 876	12.29 43 728	8.22 44 610	8.81 51 370	✔	10.87	0.92	13.92	✔	☒	✔	0.44	✔	

THE INSTITUTE OF WORLD POLITICS 403

Screens Summary (Data as of 12-31-2019)

Fund Removed from Approved List

Fund on Watch List

Name	Ticker	Asset Class	Trailing Performance and Risk				Management			Style		Expense				
			1 Yr	3 Yr	5 Yr	10 Yr	Pass/ Fail	Std Dev 3 Yr %	Beta 3 Yr %	Tenure	Pass/ Fail	Style Box	Pass/ Fail	Exp Ratio	Pass/ Fail	
Alternative																
Invesco Balanced-Risk Commodity Strat R6	IBRFX	Commodities Broad Basket	4.45	-1.11	-1.97	—		8.79	0.88	9.09		—	—	1.01		
<i>percentile rank</i>			82	65	20	—										
<i># of funds in category</i>			131	107	97	36										
Invesco Global Real Estate R6	FGREX	Global Real Estate	23.12	9.43	5.81	—		10.16	0.95	14.68				0.83		
<i>percentile rank</i>			50	53	55	—										
<i># of funds in category</i>			226	201	171	112										
Fixed Income																
Baird Core Plus Bond Inst	BCOIX	Core Plus Bond	10.11	4.66	3.75	4.92		2.74	0.92	19.27		—	—	0.30		
<i>percentile rank</i>			23	19	13	16										
<i># of funds in category</i>			613	530	444	332										
BlackRock High Yield Bond K	BRHYX	High Yield Bond	15.58	6.77	5.91	8.02		4.32	1.02	12.01		—	—	0.49		
<i>percentile rank</i>			13	7	13	3										
<i># of funds in category</i>			713	618	543	340										
Vanguard Inflation-Protected Secs Adm	VAIPX	Inflation- Protected Bond	8.16	3.15	2.45	3.25		2.96	0.98	8.37		—	—	0.10		
<i>percentile rank</i>			45	35	33	23										
<i># of funds in category</i>			221	194	163	104										
Western Asset Core Bond IS	WACSX	Intermediate- Term Bond	10.55	4.94	4.02	5.22		2.88	0.95	13.01			—	0.42		
<i>percentile rank</i>			1	1	1	1										
<i># of funds in category</i>			431	383	328	252										
PIMCO Short-Term Instl	PTSHX	Ultrashort Bond	2.73	2.22	2.12	1.81		0.70	-0.14	9.00		—	—	0.50		
<i>percentile rank</i>			69	32	7	19										
<i># of funds in category</i>			201	161	130	62										
PIMCO International Bond (USD-Hdg) Instl	PFORX	World Bond	7.34	4.48	4.15	5.94		2.09	0.45	5.27		—	—	0.55		
<i>percentile rank</i>			74	29	15	1										
<i># of funds in category</i>			102	72	57	37										
Target Date																
JPMorgan SmartRetirement® 2020 R6	JTTYX	Target Date	15.94	7.81	5.68	—		5.52	0.96	13.64		—		0.44		
<i>percentile rank</i>			59	46	49	—										
<i># of funds in category</i>			234	199	157	93										
JPMorgan SmartRetirement® 2025 R6	JNSYX	Target Date	18.66	8.92	6.34	—		6.84	1.04	12.43		—		0.45		
<i>percentile rank</i>			47	36	46	—										
<i># of funds in category</i>			233	197	158	83										
JPMorgan SmartRetirement® 2030 R6	JSMYX	Target Date	20.77	9.98	6.89	—		8.06	1.05	13.64		—		0.46		
<i>percentile rank</i>			42	34	49	—										
<i># of funds in category</i>			242	207	165	95										
JPMorgan SmartRetirement® 2035 R6	SRJYX	Target Date	22.64	10.53	7.22	—		9.08	1.02	12.43		—		0.46		
<i>percentile rank</i>			36	42	54	—										
<i># of funds in category</i>			230	194	155	80										

THE INSTITUTE OF WORLD POLITICS 403

Screens Summary (Data as of 12-31-2019)

Fund Removed from Approved List

Fund on Watch List

Name	Ticker	Asset Class	Trailing Performance and Risk							Management		Style		Expense	
			1 Yr	3 Yr	5 Yr	10 Yr	Pass/ Fail	Std Dev 3 Yr %	Beta 3 Yr %	Tenure	Pass/ Fail	Style Box	Pass/ Fail	Exp Ratio	Pass/ Fail
JPMorgan SmartRetirement® 2040 R6	SMTYX	Target Date	24.23	11.14	7.62	—	✖	9.97	1.01	13.64	✓	—	✓	0.47	✓
<i>percentile rank</i>			31	37	51	—									
<i># of funds in category</i>			242	207	165	95									
JPMorgan SmartRetirement® 2045 R6	JSAYX	Target Date	25.02	11.33	7.73	—	✖	10.37	1.00	12.43	✓	—	✓	0.47	✓
<i>percentile rank</i>			40	45	58	—									
<i># of funds in category</i>			230	194	155	79									
JPMorgan SmartRetirement® 2050 R6	JTSYX	Target Date	25.01	11.32	7.75	—	✖	10.33	0.99	12.43	✓	—	✓	0.47	✓
<i>percentile rank</i>			44	46	65	—									
<i># of funds in category</i>			242	207	165	77									
JPMorgan SmartRetirement® 2055 R6	JFFYX	Target Date	25.06	11.33	7.76	—	✖	10.34	0.98	7.92	✓	—	✓	0.47	✓
<i>percentile rank</i>			48	51	66	—									
<i># of funds in category</i>			230	192	150	15									
JPMorgan SmartRetirement® 2060 R6	JAKYX	Target Date	25.05	11.36	—	—	✓	10.38	0.99	3.33	✓	—	✓	0.46	✓
<i>percentile rank</i>			57	59	—	—									
<i># of funds in category</i>			216	147	34	—									
JPMorgan SmartRetirement® Income R6	JSIYX	Target Date	14.32	6.71	4.85	—	✓	4.61	1.10	13.64	✓	—	✓	0.42	✓
<i>percentile rank</i>			25	18	25	—									
<i># of funds in category</i>			184	158	132	88									

Balanced

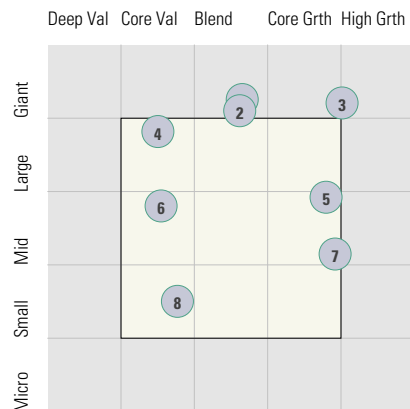
Invesco Equity and Income R6	IEIFX	Moderate Allocation	20.44	6.75	6.59	—	✓	9.80	1.35	16.68	✓	—	✓	0.38	✓
<i>percentile rank</i>			31	86	39	—									
<i># of funds in category</i>			699	644	571	420									

THE INSTITUTE OF WORLD POLITICS 403

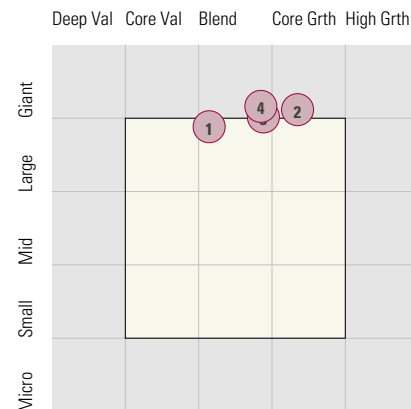
Style Analysis (Data as of 12-31-2019)

Style Analysis

Morningstar Style Box US Stock



Morningstar Style Box Non-US Stock



US Stock Funds

	Category	Super Sectors %			Asset Allocation %			Avg Mkt Cap M\$	
		Cyclical	Defensive	Sensitive	Cash	US Stock	Foreign		
1	Columbia Contrarian Core Inst3	Large Blend	31.48	17.98	50.54	1.37	95.85	2.77	78.19
2	Vanguard 500 Index Admiral	Large Blend Index	30.69	25.24	44.08	0.35	98.70	0.95	71.43
3	MFS Growth R6	Large Growth	33.00	18.53	48.45	1.55	96.83	1.62	50.98
4	Invesco Growth and Income R6	Large Value	40.12	27.13	32.75	2.59	82.63	14.77	55.85
5	Vanguard Mid-Cap Growth Index Admiral	Mid-Cap Growth	30.13	20.10	49.76	0.38	98.54	1.08	11.59
6	Vanguard Mid-Cap Value Index Admiral	Mid-Cap Value	47.80	23.91	28.29	0.21	97.32	2.47	9.97
7	Vanguard Small Cap Growth Index Admiral	Small Growth	28.02	24.72	47.27	2.08	97.21	0.71	2.95
8	JPMorgan Small Cap Value R6	Small Value	50.78	15.19	34.03	1.97	96.99	1.04	1.30

Non-US Stock Funds

	Category	Super Sectors %			Regional Exposure %			Market Maturity %			
		Cyclical	Defensive	Sensitive	Americas	Greater Asia	Greater Europe	Developed	EM%	Avg Mkt Cap M\$	
1	DFA Emerging Markets I	Diversified Emerging Mkts	43.53	12.01	44.47	14.13	74.10	11.76	32.15	67.85	16.62
2	American Funds Europacific Growth R6	Foreign Large Blend	40.93	20.70	38.37	11.55	47.62	40.81	71.76	28.24	39.57
3	MFS Instl International Equity	Foreign Large Growth	29.08	37.11	33.81	7.53	24.47	67.99	95.46	4.54	36.95
4	American Funds Capital World Gr&Inc R6	World Stock	33.91	26.98	39.10	51.95	18.09	29.97	88.59	11.41	55.41

Fixed Income Funds

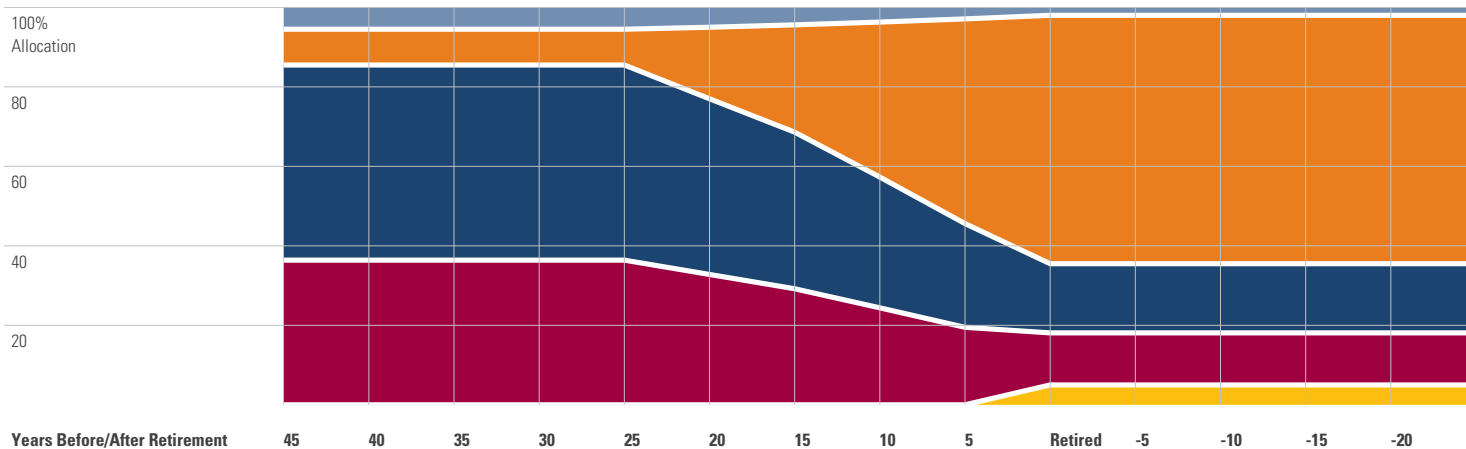
	Category	Super Sectors %				Other Stats		Credit Quality %		
		US Govt Debt	Mtg	US Credit	Non US	Avg Eff Duration	Inv Grade	Below Inv Grade	NR/NA	
1	Baird Core Plus Bond Inst	Core Plus Bond	17.63	21.34	51.18	0.00	5.68	96.80	2.90	0.30
2	BlackRock High Yield Bond K	High Yield Bond	0.03	0.00	90.24	0.00	3.11	4.65	95.10	0.25
3	Vanguard Inflation-Protected Secs Adm	Inflation-Protected Bond	97.66	0.00	0.00	0.00	7.38	100.00	0.00	0.00
4	Western Asset Core Bond IS	Intermediate-Term Bond	21.85	39.03	28.03	0.00	6.23	98.54	0.25	1.21
5	PIMCO Short-Term Instl	Ultrashort Bond	24.58	5.17	29.09	0.00	0.03	91.00	9.00	0.00
6	PIMCO International Bond (USD-Hdg) Instl	World Bond	51.86	5.14	5.88	0.00	8.39	93.00	7.00	0.00

THE INSTITUTE OF WORLD POLITICS 403

Target Date Analysis (Data as of 12-31-2019)

Target Date Allocation

● US Stocks ● Non-US Stocks ● Cash ● Bonds ● Other



Target Date Portfolio Data

Asset Allocation %

	Total Stock	US Stock	Non-US Stock	Total Bond	Infl Prot Bond	HY Bond	Cash	Other	Avg Mkt Cap \$M
JPMorgan SmartRetirement® 2020 R6	35.04	20.87	14.17	56.35	3.90	10.68	7.73	0.89	28.64
JPMorgan SmartRetirement® 2025 R6	46.33	26.64	19.69	44.82	1.62	7.87	8.09	0.75	28.68
JPMorgan SmartRetirement® 2030 R6	57.96	33.36	24.60	32.68	0.07	5.76	8.75	0.61	28.41
JPMorgan SmartRetirement® 2035 R6	69.43	40.83	28.60	22.70	0.03	5.43	7.46	0.42	28.41
JPMorgan SmartRetirement® 2040 R6	77.82	45.53	32.29	14.13	0.05	3.82	7.74	0.34	28.36
JPMorgan SmartRetirement® 2045 R6	84.79	48.54	36.25	8.67	0.00	2.69	6.27	0.27	28.32
JPMorgan SmartRetirement® 2050 R6	84.91	48.66	36.25	8.69	0.00	2.70	6.12	0.27	28.26
JPMorgan SmartRetirement® 2055 R6	84.74	48.39	36.35	9.67	0.00	2.63	5.24	0.33	28.22
JPMorgan SmartRetirement® 2060 R6	84.54	48.60	35.94	9.44	0.00	2.71	5.69	0.32	—
JPMorgan SmartRetirement® Income R6	29.15	17.52	11.63	60.69	4.89	11.83	9.24	0.92	30.91