

LAKE HEALTH UNIVERSITY HOSPITALS

Screens Summary (Data as of 12-31-2019)

⊖ Fund Removed from Approved List ⚠ Fund on Watch List

Name	Ticker	Asset Class	Trailing Performance and Risk				Management			Style		Expense				
			1 Yr	3 Yr	5 Yr	10 Yr	Pass/ Fail	Std Dev 3 Yr %	Beta 3 Yr %	Tenure	Pass/ Fail	Style Box	Pass/ Fail	Exp Ratio	Pass/ Fail	
US Stock																
JPMorgan US Equity R6 <i>percentile rank</i> <i># of funds in category</i>	JUEMX	Large Blend	32.28 14 1,394	14.87 29 1,210	11.15 28 1,065	– – 815	✔	13.20	1.08	19.01	✔	☒	✖	0.44	✔	
Vanguard 500 Index Admiral <i>percentile rank</i> <i># of funds in category</i>	VFIAX	Large Blend Index	31.46 24 1,394	15.23 18 1,210	11.66 10 1,065	13.52 8 815	✔	12.10	1.00	3.68	✔	☒	✔	0.04	✔	
American Funds Growth Fund of Amer R6 <i>percentile rank</i> <i># of funds in category</i>	RGAGX	Large Growth	28.54 80 1,363	16.57 67 1,230	12.75 44 1,098	13.31 56 822	✔	13.11	0.96	26.18	✔	☒	✔	0.32	✔	
American Funds Washington Mutual R6 <i>percentile rank</i> <i># of funds in category</i>	RWMGX	Large Value	25.93 82 1,394	13.90 49 1,210	10.96 35 1,065	13.09 28 815	✔	10.28	0.83	22.52	✔	☒	✔	0.29	✔	
Neuberger Berman Mid Cap Growth R6 <i>percentile rank</i> <i># of funds in category</i>	NRMGX	Mid-Cap Growth	34.02 41 619	16.64 40 566	11.12 42 502	– – 386	✔	15.02	1.05	16.93	✔	☒	✔	0.61	✔	
Vanguard Mid-Cap Value Index Admiral <i>percentile rank</i> <i># of funds in category</i>	VMVAX	Mid-Cap Value	27.99 32 422	9.47 18 377	8.23 25 342	– – 233	✔	13.39	1.02	13.38	✔	☒	✔	0.07	✔	
PGIM Jennison Small Company R6 <i>percentile rank</i> <i># of funds in category</i>	PJSQX	Small Growth	28.99 38 642	10.41 72 574	8.15 79 509	– – 383	✔	15.19	0.89	19.67	✔	☒	✖	0.69	✔	
Delaware Small Cap Value R6 <i>percentile rank</i> <i># of funds in category</i>	DVZRX	Small Value	28.37 7 419	6.05 18 387	– – 346	– – 237	✔	16.71	1.03	22.68	✔	☒	✖	0.72	✔	
Non-US Stock																
American Funds New World R6 <i>percentile rank</i> <i># of funds in category</i>	RNWXG	Diversified Emerging Mkts	28.03 9 832	14.46 10 711	8.10 6 577	6.76 1 243	✔	11.26	0.74	20.55	✔	☒	✔	0.61	✔	
American Funds Europacific Growth R6 <i>percentile rank</i> <i># of funds in category</i>	REGGX	Foreign Large Blend	27.40 59 469	12.45 47 405	7.41 44 338	6.73 55 249	✔	12.25	1.07	18.59	✔	☒	✔	0.49	✔	
MFS Instl International Equity <i>percentile rank</i> <i># of funds in category</i>	MIEIX	Foreign Large Growth	28.40 46 469	13.67 31 405	8.06 32 338	7.48 31 249	✔	10.95	0.97	10.25	✔	☒	✔	0.69	✔	
DFA International Value I <i>percentile rank</i> <i># of funds in category</i>	DFIVX	Foreign Large Value	15.67 77 347	6.36 68 305	4.09 42 253	4.14 56 165	✔	13.59	1.19	9.84	✔	☒	✔	0.43	✔	
⚠ Invesco Oppenheimer Global R6 <i>percentile rank</i> <i># of funds in category</i>	OGLIX	World Stock	32.09 10 876	16.18 16 728	10.48 15 610	– – 370	✔	14.55	1.15	2.75	✖	☒	✔	0.67	✔	

LAKE HEALTH UNIVERSITY HOSPITALS

Screens Summary (Data as of 12-31-2019)

⊖ Fund Removed from Approved List ⚠ Fund on Watch List

Name	Ticker	Asset Class	Trailing Performance and Risk				Management			Style		Expense			
			1 Yr	3 Yr	5 Yr	10 Yr	Pass/ Fail	Std Dev 3 Yr %	Beta 3 Yr %	Tenure	Pass/ Fail	Style Box	Pass/ Fail	Exp Ratio	Pass/ Fail
Alternative															
PIMCO Commodity Real Ret Strat Instl <i>percentile rank</i> <i># of funds in category</i>	PCRIX	Commodities Broad Basket	12.27 10 131	-0.20 47 107	-3.29 47 97	-3.32 19 36	✔	9.75	1.11	5.00	✔	—	—	1.46	✘
Neuberger Berman Real Estate R6 <i>percentile rank</i> <i># of funds in category</i>	NRREX	Real Estate	32.08 10 259	12.00 5 224	8.68 10 200	— — 138	✔	11.05	0.85	14.01	✔	—	✘	0.76	✔
Fixed Income															
⚠ PIMCO Real Return Instl <i>percentile rank</i> <i># of funds in category</i>	PRRIX	Inflation- Protected Bond	8.52 21 221	3.40 14 194	2.46 32 163	3.39 9 104	✔	2.87	0.93	0.98	✘	—	—	0.98	✘
Western Asset Core Bond IS <i>percentile rank</i> <i># of funds in category</i>	WACSX	Intermediate- Term Bond	10.55 1 431	4.94 1 383	4.02 1 328	5.22 1 252	✔	2.88	0.95	13.01	✔	☒	—	0.42	✔
PIMCO Income Instl <i>percentile rank</i> <i># of funds in category</i>	PIMIX	Multisector Bond	8.05 78 302	5.68 20 265	5.66 6 223	8.76 1 120	✔	1.92	0.21	12.76	✔	—	—	1.05	✔
Federated Government Ultrashrt Dur R6 <i>percentile rank</i> <i># of funds in category</i>	FGULX	Ultrashort Bond	2.16 93 201	1.71 85 161	— — 130	— — 62	✔	0.24	0.02	22.49	✔	—	—	0.24	✔
Target Date															
T. Rowe Price Retirement I 2010 I <i>percentile rank</i> <i># of funds in category</i>	TRPAX	Target Date	16.31 1 134	7.84 1 96	— — 83	— — 62	✔	4.99	1.07	4.26	✔	—	✔	0.40	✔
T. Rowe Price Retirement I 2015 I <i>percentile rank</i> <i># of funds in category</i>	TRFGX	Target Date	17.55 1 128	8.57 5 99	— — 73	— — 47	✔	5.74	1.12	4.26	✔	—	✔	0.43	✔
T. Rowe Price Retirement I 2020 I <i>percentile rank</i> <i># of funds in category</i>	TRBRX	Target Date	19.45 2 234	9.63 3 199	— — 157	— — 93	✔	6.76	1.17	4.26	✔	—	✔	0.46	✔
T. Rowe Price Retirement I 2025 I <i>percentile rank</i> <i># of funds in category</i>	TRPHX	Target Date	21.15 2 233	10.48 1 197	— — 158	— — 83	✔	7.70	1.16	4.26	✔	—	✘	0.50	✔
T. Rowe Price Retirement I 2030 I <i>percentile rank</i> <i># of funds in category</i>	TRPCX	Target Date	22.68 4 242	11.23 1 207	— — 165	— — 95	✔	8.56	1.11	4.26	✔	—	✘	0.53	✔
T. Rowe Price Retirement I 2035 I <i>percentile rank</i> <i># of funds in category</i>	TRPJX	Target Date	23.90 14 230	11.80 7 194	— — 155	— — 80	✔	9.30	1.04	4.26	✔	—	✔	0.56	✔

LAKE HEALTH UNIVERSITY HOSPITALS

Screens Summary (Data as of 12-31-2019)

 Fund Removed from Approved List
  Fund on Watch List

Name	Ticker	Asset Class	Trailing Performance and Risk				Management			Style		Expense			
			1 Yr	3 Yr	5 Yr	10 Yr	Pass/ Fail	Std Dev 3 Yr %	Beta 3 Yr %	Tenure	Pass/ Fail	Style Box	Pass/ Fail	Exp Ratio	Pass/ Fail
T. Rowe Price Retirement I 2040 I <i>percentile rank</i> <i># of funds in category</i>	TRPDX	Target Date	24.89 17 242	12.27 5 207	— — 165	— — 95		9.86	1.00	4.26		—		0.58	
T. Rowe Price Retirement I 2045 I <i>percentile rank</i> <i># of funds in category</i>	TRPKX	Target Date	25.52 23 230	12.47 6 194	— — 155	— — 79		10.25	0.99	4.26		—		0.59	
T. Rowe Price Retirement I 2050 I <i>percentile rank</i> <i># of funds in category</i>	TRPMX	Target Date	25.57 30 242	12.49 6 207	— — 165	— — 77		10.24	0.97	4.26		—		0.59	
T. Rowe Price Retirement I 2055 I <i>percentile rank</i> <i># of funds in category</i>	TRPNX	Target Date	25.52 35 230	12.48 9 192	— — 150	— — 15		10.25	0.97	4.26		—		0.59	
T. Rowe Price Retirement I 2060 I <i>percentile rank</i> <i># of funds in category</i>	TRPLX	Target Date	25.48 43 216	12.48 9 147	— — 34	— — —		10.24	0.97	4.26		—		0.59	

Balanced

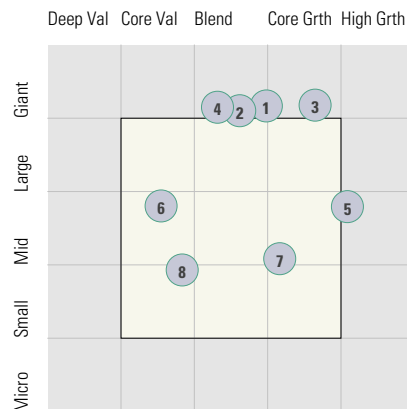
American Funds American Balanced R6 <i>percentile rank</i> <i># of funds in category</i>	RLBGX	Moderate Allocation	19.55 48 699	10.56 12 644	8.47 6 571	10.48 5 420		7.00	1.01	21.01		—		0.28	
--	-------	------------------------	--------------------	--------------------	------------------	-------------------	--	------	------	-------	--	---	--	------	--

LAKE HEALTH UNIVERSITY HOSPITALS

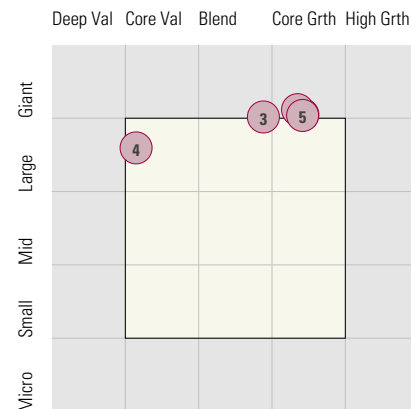
Style Analysis (Data as of 12-31-2019)

Style Analysis

Morningstar Style Box US Stock



Morningstar Style Box Non-US Stock



US Stock Funds

Fund	Category	Super Sectors %			Asset Allocation %			Avg Mkt Cap M\$
		Cyclical	Defensive	Sensitive	Cash	US Stock	Foreign	
1 JPMorgan US Equity R6	Large Blend	29.75	25.19	45.05	0.63	96.84	2.53	66.96
2 Vanguard 500 Index Admiral	Large Blend Index	30.69	25.24	44.08	0.35	98.70	0.95	71.43
3 American Funds Growth Fund of Amer R6	Large Growth	27.01	21.37	51.63	4.69	82.96	11.39	50.19
4 American Funds Washington Mutual R6	Large Value	28.19	25.23	46.59	3.72	87.81	8.16	92.42
5 Neuberger Berman Mid Cap Growth R6	Mid-Cap Growth	23.11	21.75	55.14	0.63	96.42	2.95	8.18
6 Vanguard Mid-Cap Value Index Admiral	Mid-Cap Value	47.80	23.91	28.29	0.21	97.32	2.47	9.97
7 PGIM Jennison Small Company R6	Small Growth	46.04	20.46	33.50	4.17	91.93	3.90	2.55
8 Delaware Small Cap Value R6	Small Value	52.51	9.80	37.69	3.20	94.79	2.12	—

Non-US Stock Funds

Fund	Category	Super Sectors %			Regional Exposure %			Market Maturity %		
		Cyclical	Defensive	Sensitive	Americas	Greater Asia	Greater Europe	Developed	EM%	Avg Mkt Cap M\$
1 American Funds New World R6	Diversified Emerging Mkts	39.95	20.19	39.88	35.13	39.84	25.04	59.32	40.68	20.17
2 American Funds Europacific Growth R6	Foreign Large Blend	40.93	20.70	38.37	11.55	47.62	40.81	71.76	28.24	39.57
3 MFS Instl International Equity	Foreign Large Growth	29.08	37.11	33.81	7.53	24.47	67.99	95.46	4.54	36.95
4 DFA International Value I	Foreign Large Value	61.00	9.70	29.29	9.19	32.49	58.33	99.57	0.43	28.46
5 Invesco Oppenheimer Global R6	World Stock	32.80	16.21	50.98	51.29	21.16	27.55	92.81	7.19	34.93

Fixed Income Funds

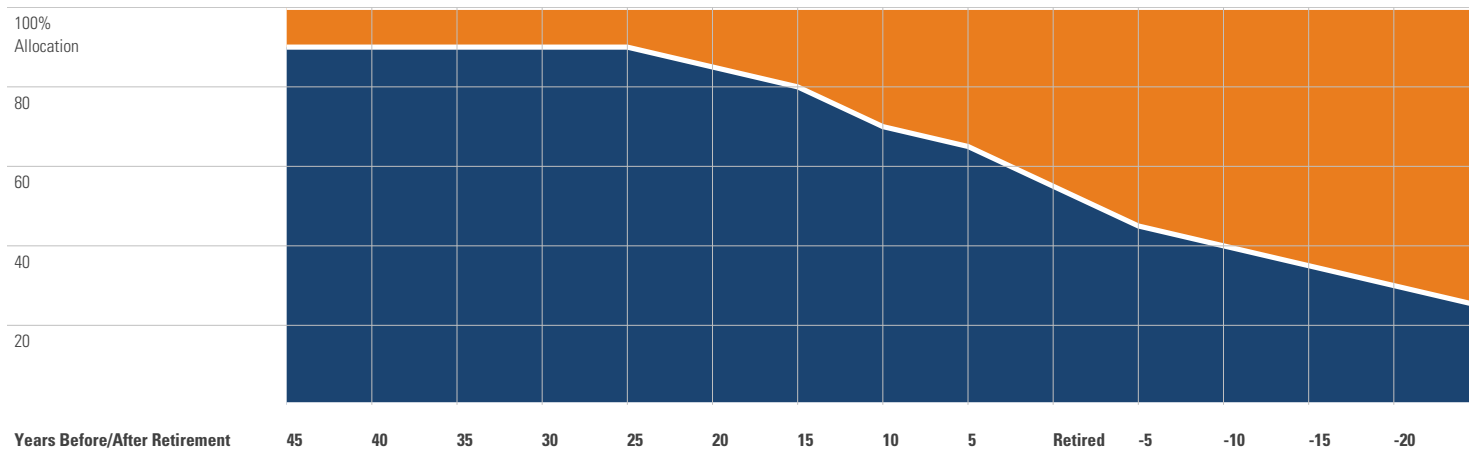
Fund	Category	Super Sectors %				Other Stats	Credit Quality %		
		US Govt Debt	Mtg	US Credit	Non US		Avg Eff Duration	Inv Grade	Below Inv Grade
1 PIMCO Real Return Instl	Inflation-Protected Bond	64.93	10.67	5.24	0.00	7.63	97.00	3.00	0.00
2 Western Asset Core Bond IS	Intermediate-Term Bond	21.85	39.03	28.03	0.00	6.23	98.54	0.25	1.21
3 PIMCO Income Instl	Multisector Bond	23.47	13.75	18.66	0.00	0.41	81.00	19.00	0.00
4 Federated Government Ultrashrt Dur R6	Ultrashort Bond	15.26	56.99	0.00	0.00	0.38	100.00	0.00	0.00

LAKE HEALTH UNIVERSITY HOSPITALS

Target Date Analysis (Data as of 12-31-2019)

Target Date Allocation

● Stocks ● Cash ● Bonds ● Other



Target Date Portfolio Data

Asset Allocation %

	Total Stock	US Stock	Non-US Stock	Total Bond	Infl Prot Bond	HY Bond	Cash	Other	Avg Mkt Cap \$M
T. Rowe Price Retirement 2010 I	41.76	28.24	13.52	54.20	20.86	9.53	3.64	0.40	–
T. Rowe Price Retirement 2015 I	47.36	31.35	16.01	48.97	19.22	8.67	3.27	0.39	–
T. Rowe Price Retirement 2020 I	56.52	36.90	19.62	40.19	15.24	7.46	2.90	0.37	–
T. Rowe Price Retirement 2025 I	65.07	41.92	23.15	31.91	10.74	6.02	2.66	0.35	–
T. Rowe Price Retirement 2030 I	73.07	46.75	26.32	24.19	7.08	4.56	2.42	0.33	–
T. Rowe Price Retirement 2035 I	79.54	50.60	28.94	17.83	1.46	3.44	2.33	0.30	–
T. Rowe Price Retirement 2040 I	84.63	53.54	31.09	12.83	1.43	2.09	2.26	0.27	–
T. Rowe Price Retirement 2045 I	88.68	55.83	32.85	8.92	1.41	1.25	2.15	0.25	–
T. Rowe Price Retirement 2050 I	88.65	55.86	32.79	8.92	1.32	1.25	2.18	0.25	–
T. Rowe Price Retirement 2055 I	88.58	55.54	33.04	8.92	1.31	1.26	2.25	0.25	–
T. Rowe Price Retirement 2060 I	88.55	55.79	32.76	9.00	1.39	1.26	2.21	0.25	–