

NUMERIX LLC 401K SAVINGS PLAN

Screens Summary (Data as of 12-31-2019)

⊖ Fund Removed from Approved List ⚠ Fund on Watch List

Name	Ticker	Asset Class	Trailing Performance and Risk				Management			Style		Expense				
			1 Yr	3 Yr	5 Yr	10 Yr	Pass/ Fail	Std Dev 3 Yr %	Beta 3 Yr %	Tenure	Pass/ Fail	Style Box	Pass/ Fail	Exp Ratio	Pass/ Fail	
US Stock																
American Funds Invmt Co of Amer R6 <i>percentile rank</i> <i># of funds in category</i>	RICGX	Large Blend	24.92 87 1,394	12.03 77 1,210	9.82 60 1,065	11.73 67 815	✔	11.23	0.90	27.85	✔	☒	✔	0.29	✔	
Vanguard 500 Index Admiral <i>percentile rank</i> <i># of funds in category</i>	VFIAX	Large Blend Index	31.46 24 1,394	15.23 18 1,210	11.66 10 1,065	13.52 8 815	✔	12.10	1.00	3.68	✔	☒	✔	0.04	✔	
American Funds Growth Fund of Amer R6 <i>percentile rank</i> <i># of funds in category</i>	RGAGX	Large Growth	28.54 80 1,363	16.57 67 1,230	12.75 44 1,098	13.31 56 822	✔	13.11	0.96	26.18	✔	☒	✔	0.32	✔	
American Funds Washington Mutual R6 <i>percentile rank</i> <i># of funds in category</i>	RWMGX	Large Value	25.93 82 1,394	13.90 49 1,210	10.96 35 1,065	13.09 28 815	✔	10.28	0.83	22.52	✔	☒	✔	0.29	✔	
MFS Mid Cap Growth R6 <i>percentile rank</i> <i># of funds in category</i>	OTCKX	Mid-Cap Growth	37.93 17 619	20.84 9 566	14.09 6 502	– – 386	✔	13.10	0.90	11.12	✔	☒	✔	0.74	✔	
Vanguard Mid-Cap Value Index Admiral <i>percentile rank</i> <i># of funds in category</i>	VMVAX	Mid-Cap Value	27.99 32 422	9.47 18 377	8.23 25 342	– – 233	✔	13.39	1.02	13.38	✔	☒	✔	0.07	✔	
Carillon Eagle Small Cap Growth I <i>percentile rank</i> <i># of funds in category</i>	HSIIX	Small Growth	25.76 59 642	11.67 61 574	8.85 69 509	12.74 52 383	✔	17.50	1.03	24.02	✔	☒	✔	0.76	✔	
Delaware Small Cap Value R6 <i>percentile rank</i> <i># of funds in category</i>	DVZRX	Small Value	28.37 7 419	6.05 18 387	– – 346	– – 237	✔	16.71	1.03	22.68	✔	☒	✖	0.72	✔	
Non-US Stock																
American Funds New World R6 <i>percentile rank</i> <i># of funds in category</i>	RNWGX	Diversified Emerging Mkts	28.03 9 832	14.46 10 711	8.10 6 577	6.76 1 243	✔	11.26	0.74	20.55	✔	☒	✔	0.61	✔	
Vanguard Developed Markets Index Admiral <i>percentile rank</i> <i># of funds in category</i>	VTMGX	Foreign Large Blend Index	22.05 42 736	9.69 38 632	6.18 21 498	5.74 26 377	✔	11.40	0.98	6.86	✔	☒	✔	0.07	✔	
Vanguard International Growth Adm <i>percentile rank</i> <i># of funds in category</i>	VWILX	Foreign Large Growth	31.48 22 469	18.06 4 405	10.76 5 338	8.84 11 249	✔	15.38	1.30	16.91	✔	☒	✔	0.32	✔	
Vanguard International Value Inv <i>percentile rank</i> <i># of funds in category</i>	VTRIX	Foreign Large Value	20.39 21 347	9.61 6 305	5.17 13 253	4.91 29 165	✔	11.56	1.04	11.63	✔	☒	✖	0.37	✔	
American Funds New Perspective R6 <i>percentile rank</i> <i># of funds in category</i>	RNPGX	World Stock	30.48 19 876	16.79 13 728	11.45 10 610	11.15 7 370	✔	11.96	0.96	19.09	✔	☒	✔	0.44	✔	

NUMERIX LLC 401K SAVINGS PLAN

Screens Summary (Data as of 12-31-2019)

⊖ Fund Removed from Approved List ⚠ Fund on Watch List

Name	Ticker	Asset Class	Trailing Performance and Risk				Management			Style		Expense			
			1 Yr	3 Yr	5 Yr	10 Yr	Pass/ Fail	Std Dev 3 Yr %	Beta 3 Yr %	Tenure	Pass/ Fail	Style Box	Pass/ Fail	Exp Ratio	Pass/ Fail
Alternative															
PIMCO Commodity Real Return Strat I2	PCRPX	Commodities Broad Basket	12.21	-0.28	-3.38	-3.42	✔	9.76	1.11	5.00	✔	—	—	1.56	✖
<i>percentile rank</i>			11	49	49	20									
<i># of funds in category</i>			131	107	97	36									
Vanguard Real Estate Index Admiral	VGSLX	Real Estate	28.94	8.37	7.17	11.97	✔	12.06	0.98	23.65	✔	—	✔	0.11	✔
<i>percentile rank</i>			29	46	38	29									
<i># of funds in category</i>			259	224	200	138									
Fixed Income															
BlackRock High Yield Bond Instl	BHYIX	High Yield Bond	15.30	6.61	5.79	7.91	✔	4.32	1.02	12.01	✔	—	—	0.60	✔
<i>percentile rank</i>			16	8	15	4									
<i># of funds in category</i>			713	618	543	340									
American Century Inflation Adjs Bond R5	AIANX	Inflation-Protected Bond	8.07	2.96	2.33	3.00	✔	2.96	0.97	18.10	✔	—	—	0.27	✔
<i>percentile rank</i>			50	49	39	41									
<i># of funds in category</i>			221	194	163	104									
Vanguard Interm-Term Bond Index Adm	VBILX	Intermediate-Term Bond	10.18	4.53	3.53	4.77	✔	3.40	1.15	11.69	✔	📊	—	0.07	✔
<i>percentile rank</i>			2	4	4	4									
<i># of funds in category</i>			431	383	328	252									
PIMCO Income I2	PONPX	Multisector Bond	7.94	5.57	5.55	8.66	✔	1.92	0.21	12.76	✔	—	—	1.15	✔
<i>percentile rank</i>			79	22	7	1									
<i># of funds in category</i>			302	265	223	120									
PIMCO Short-Term I2	PTSPX	Ultrashort Bond	2.63	2.12	2.02	1.71	✔	0.70	-0.14	9.00	✔	—	—	0.60	✖
<i>percentile rank</i>			73	45	13	21									
<i># of funds in category</i>			201	161	130	62									
Templeton Global Bond Adv	TGBAX	World Bond	0.89	1.65	1.45	3.70	✔	6.28	-0.94	18.01	✔	—	—	0.61	✔
<i>percentile rank</i>			94	86	84	43									
<i># of funds in category</i>			316	283	236	80									
Target Date															
Vanguard Target Retirement 2015 Inv	VTXVX	Target Date	14.81	7.50	5.59	7.25	✔	4.57	0.90	6.86	✔	—	✔	0.13	✔
<i>percentile rank</i>			69	38	43	33									
<i># of funds in category</i>			128	99	73	47									
Vanguard Target Retirement 2020 Inv	VTWNX	Target Date	17.63	8.72	6.42	8.03	✔	6.01	1.05	6.86	✔	—	✔	0.13	✔
<i>percentile rank</i>			28	17	16	9									
<i># of funds in category</i>			234	199	157	93									
Vanguard Target Retirement 2025 Inv	VTTVX	Target Date	19.63	9.57	6.99	8.59	✔	7.05	1.07	6.86	✔	—	✔	0.13	✔
<i>percentile rank</i>			22	16	14	12									
<i># of funds in category</i>			233	197	158	83									
Vanguard Target Retirement 2030 Inv	VTHRX	Target Date	21.07	10.24	7.41	9.07	✔	7.93	1.03	6.86	✔	—	✔	0.14	✔
<i>percentile rank</i>			32	22	24	15									
<i># of funds in category</i>			242	207	165	95									

NUMERIX LLC 401K SAVINGS PLAN

Screens Summary (Data as of 12-31-2019)

⊖ Fund Removed from Approved List ⚠ Fund on Watch List

Name	Ticker	Asset Class	Trailing Performance and Risk				Management			Style		Expense			
			1 Yr	3 Yr	5 Yr	10 Yr	Pass/ Fail	Std Dev 3 Yr %	Beta 3 Yr %	Tenure	Pass/ Fail	Style Box	Pass/ Fail	Exp Ratio	Pass/ Fail
Vanguard Target Retirement 2035 Inv <i>percentile rank</i> <i># of funds in category</i>	VTTHX	Target Date	22.44 42 230	10.86 30 194	7.81 28 155	9.54 15 80	✔	8.79	0.99	6.86	✔	—	✔	0.14	✔
Vanguard Target Retirement 2040 Inv <i>percentile rank</i> <i># of funds in category</i>	VFORX	Target Date	23.86 43 242	11.48 29 207	8.20 25 165	9.87 17 95	✔	9.69	0.99	6.86	✔	—	✔	0.14	✔
Vanguard Target Retirement 2045 Inv <i>percentile rank</i> <i># of funds in category</i>	VTIVX	Target Date	24.94 43 230	11.80 26 194	8.41 22 155	9.98 15 79	✔	10.32	1.00	6.86	✔	—	✔	0.15	✔
Vanguard Target Retirement 2050 Inv <i>percentile rank</i> <i># of funds in category</i>	VFIFX	Target Date	24.98 47 242	11.80 32 207	8.41 26 165	9.98 18 77	✔	10.34	0.99	6.86	✔	—	✔	0.15	✔
Vanguard Target Retirement 2055 Inv <i>percentile rank</i> <i># of funds in category</i>	VFFVX	Target Date	24.98 51 230	11.80 39 192	8.38 33 150	— — 15	✔	10.32	0.98	6.86	✔	—	✔	0.15	✔
Vanguard Target Retirement 2060 Inv <i>percentile rank</i> <i># of funds in category</i>	VTTSX	Target Date	24.96 66 216	11.79 43 147	8.38 60 34	— — —	✔	10.33	0.99	6.86	✔	—	✔	0.15	✔
Vanguard Target Retirement 2065 Inv <i>percentile rank</i> <i># of funds in category</i>	VLXVX	Target Date	24.96 64 216	— — 147	— — 34	— — —	—	—	—	2.47	✖	—	✔	0.15	✔
Vanguard Target Retirement Income Inv <i>percentile rank</i> <i># of funds in category</i>	VTINX	Target Date	13.16 49 184	6.36 36 158	4.80 28 132	5.82 23 88	✔	3.55	0.84	6.86	✔	—	✔	0.12	✔

Balanced

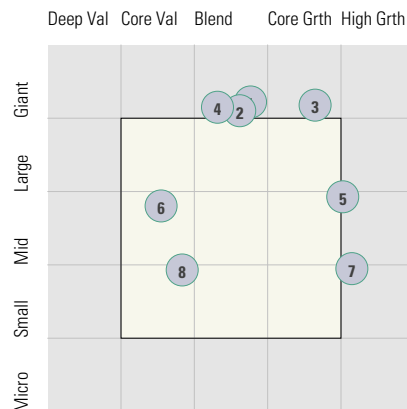
American Funds American Balanced R6 <i>percentile rank</i> <i># of funds in category</i>	RLBGX	Moderate Allocation	19.55 48 699	10.56 12 644	8.47 6 571	10.48 5 420	✔	7.00	1.01	21.01	✔	—	✖	0.28	✔
--	-------	------------------------	--------------------	--------------------	------------------	-------------------	---	------	------	-------	---	---	---	------	---

NUMERIX LLC 401K SAVINGS PLAN

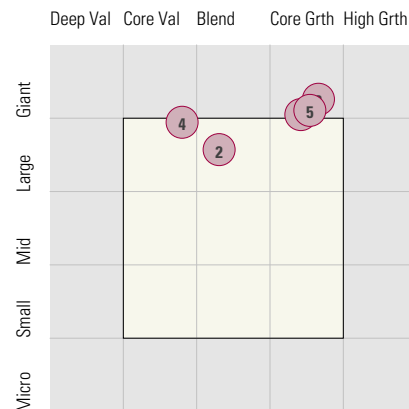
Style Analysis (Data as of 12-31-2019)

Style Analysis

Morningstar Style Box US Stock



Morningstar Style Box Non-US Stock



US Stock Funds

	Category	Super Sectors %			Asset Allocation %			Avg Mkt Cap M\$	
		Cyclical	Defensive	Sensitive	Cash	US Stock	Foreign		
1	American Funds Invmt Co of Amer R6	Large Blend	21.71	31.35	46.94	5.11	79.99	14.78	73.81
2	Vanguard 500 Index Admiral	Large Blend Index	30.69	25.24	44.08	0.35	98.70	0.95	71.43
3	American Funds Growth Fund of Amer R6	Large Growth	27.01	21.37	51.63	4.69	82.96	11.39	50.19
4	American Funds Washington Mutual R6	Large Value	28.19	25.23	46.59	3.72	87.81	8.16	92.42
5	MFS Mid Cap Growth R6	Mid-Cap Growth	31.17	16.37	52.46	1.65	94.49	3.86	10.33
6	Vanguard Mid-Cap Value Index Admiral	Mid-Cap Value	47.80	23.91	28.29	0.21	97.32	2.47	9.97
7	Carillon Eagle Small Cap Growth I	Small Growth	23.42	31.41	45.16	1.56	96.97	1.47	2.67
8	Delaware Small Cap Value R6	Small Value	52.51	9.80	37.69	3.20	94.79	2.12	-

Non-US Stock Funds

	Category	Super Sectors %			Regional Exposure %			Market Maturity %			
		Cyclical	Defensive	Sensitive	Americas	Greater Asia	Greater Europe	Developed	EM%	Avg Mkt Cap M\$	
1	American Funds New World R6	Diversified Emerging Mkts	39.95	20.19	39.88	35.13	39.84	25.04	59.32	40.68	20.17
2	Vanguard Developed Markets Index Admiral	Foreign Large Blend Index	40.27	23.69	36.05	9.63	36.45	53.91	98.88	1.12	30.79
3	Vanguard International Growth Adm	Foreign Large Growth	44.59	20.93	34.49	13.68	38.62	47.71	75.72	24.28	31.23
4	Vanguard International Value Inv	Foreign Large Value	33.27	21.85	44.88	7.63	37.88	54.50	89.21	10.79	33.22
5	American Funds New Perspective R6	World Stock	35.92	22.64	41.44	58.10	14.02	27.87	94.81	5.19	55.05

Fixed Income Funds

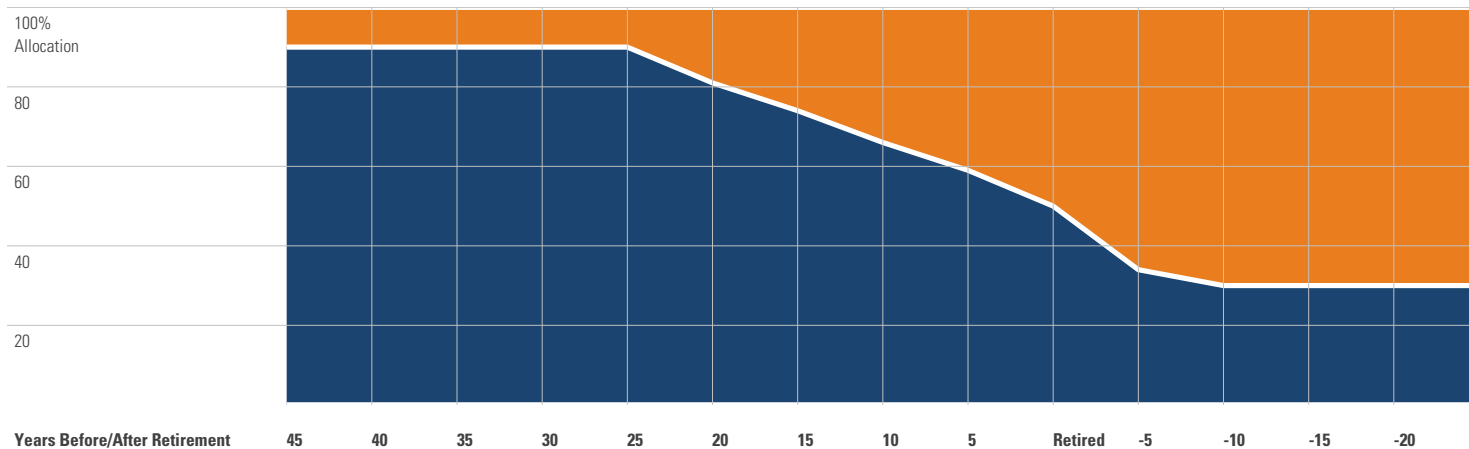
	Category	Super Sectors %				Avg Eff Duration	Credit Quality %			
		US Govt Debt	Mtg	US Credit	Non US		Inv Grade	Below Inv Grade	NR/NA	
1	BlackRock High Yield Bond Instl	High Yield Bond	0.03	0.00	90.24	0.00	3.11	4.65	95.10	0.25
2	American Century Inflation Adjs Bond R5	Inflation-Protected Bond	89.04	0.89	3.13	0.00	7.40	100.54	0.17	-0.71
3	Vanguard Inter-Term Bond Index Adm	Intermediate-Term Bond	58.53	0.00	40.93	0.00	6.33	100.00	0.00	0.00
4	PIMCO Income I2	Multisector Bond	23.47	13.75	18.66	0.00	0.41	81.00	19.00	0.00
5	PIMCO Short-Term I2	Ultrashort Bond	24.58	5.17	29.09	0.00	0.03	91.00	9.00	0.00
6	Templeton Global Bond Adv	World Bond	76.93	0.00	0.06	0.00	-1.39	85.16	17.29	-2.44

NUMERIX LLC 401K SAVINGS PLAN

Target Date Analysis (Data as of 12-31-2019)

Target Date Allocation

● Stocks ● Cash ● Bonds ● Other



Target Date Portfolio Data

Asset Allocation %

	Total Stock	US Stock	Non-US Stock	Total Bond	Infl Prot Bond	HY Bond	Cash	Other	Avg Mkt Cap \$M
Vanguard Target Retirement 2015 Inv	36.49	21.75	14.74	60.91	20.82	0.00	2.34	0.26	33.06
Vanguard Target Retirement 2020 Inv	50.40	30.13	20.27	47.34	14.46	0.00	2.01	0.23	33.09
Vanguard Target Retirement 2025 Inv	60.17	36.03	24.14	37.80	0.00	0.00	1.79	0.23	33.17
Vanguard Target Retirement 2030 Inv	67.57	40.46	27.11	30.56	0.00	0.00	1.68	0.19	33.19
Vanguard Target Retirement 2035 Inv	74.98	44.91	30.07	23.31	0.00	0.00	1.56	0.16	33.13
Vanguard Target Retirement 2040 Inv	82.25	49.42	32.83	16.21	0.00	0.00	1.43	0.13	33.06
Vanguard Target Retirement 2045 Inv	88.93	53.47	35.46	9.66	0.00	0.00	1.32	0.09	33.07
Vanguard Target Retirement 2050 Inv	88.93	53.47	35.46	9.65	0.00	0.00	1.32	0.09	33.08
Vanguard Target Retirement 2055 Inv	88.95	53.49	35.46	9.63	0.00	0.00	1.33	0.09	33.04
Vanguard Target Retirement 2060 Inv	88.89	53.45	35.44	9.65	0.00	0.00	1.36	0.09	33.03
Vanguard Target Retirement 2065 Inv	88.88	53.45	35.43	9.70	0.00	0.00	1.33	0.09	—
Vanguard Target Retirement Income Inv	30.17	17.99	12.18	67.09	23.02	0.00	2.46	0.28	33.08