

RECORD 401K PLAN

Screens Summary (Data as of 12-31-2019)

⊖ Fund Removed from Approved List ⚠ Fund on Watch List

Name	Ticker	Asset Class	Trailing Performance and Risk				Management			Style		Expense				
			1 Yr	3 Yr	5 Yr	10 Yr	Pass/ Fail	Std Dev 3 Yr %	Beta 3 Yr %	Tenure	Pass/ Fail	Style Box	Pass/ Fail	Exp Ratio	Pass/ Fail	
US Stock																
JPMorgan US Equity R6 <i>percentile rank</i> <i># of funds in category</i>	JUEMX	Large Blend	32.28 14 1,394	14.87 29 1,210	11.15 28 1,065	– – 815	✔	13.20	1.08	19.01	✔	☒	✖	0.44	✔	
Vanguard 500 Index Admiral <i>percentile rank</i> <i># of funds in category</i>	VFIAX	Large Blend Index	31.46 24 1,394	15.23 18 1,210	11.66 10 1,065	13.52 8 815	✔	12.10	1.00	3.68	✔	☒	✔	0.04	✔	
Vanguard Growth Index Admiral <i>percentile rank</i> <i># of funds in category</i>	VIGAX	Large Growth	37.23 12 1,363	19.24 40 1,230	13.20 37 1,098	14.59 23 822	✔	13.19	0.99	25.02	✔	☒	✔	0.05	✔	
JPMorgan Equity Income R6 <i>percentile rank</i> <i># of funds in category</i>	OIEJX	Large Value	26.60 35 1,215	12.63 12 1,097	10.04 9 951	– – 697	✔	10.98	0.90	15.42	✔	☒	✔	0.48	✔	
Vanguard Mid-Cap Growth Index Admiral <i>percentile rank</i> <i># of funds in category</i>	VMGMX	Mid-Cap Growth	33.86 42 619	15.46 54 566	10.23 55 502	– – 386	✔	13.24	0.93	6.86	✔	☒	✔	0.07	✔	
American Century Mid Cap Value I <i>percentile rank</i> <i># of funds in category</i>	AVUAX	Mid-Cap Value	29.12 23 422	7.96 40 377	8.84 11 342	12.42 12 233	✔	13.31	1.01	15.76	✔	☒	✔	0.76	✔	
Wells Fargo Small Company Growth Inst <i>percentile rank</i> <i># of funds in category</i>	WSCGX	Small Growth	26.46 55 642	13.70 51 574	8.65 71 509	13.94 28 383	✔	17.42	1.03	25.15	✔	☒	✔	0.95	✔	
Vanguard Small Cap Value Index Admiral <i>percentile rank</i> <i># of funds in category</i>	VSIAX	Small Value	22.76 35 419	6.40 15 387	7.46 18 346	– – 237	✔	15.00	0.93	3.68	✔	☒	✖	0.07	✔	
Non-US Stock																
American Funds New World R6 <i>percentile rank</i> <i># of funds in category</i>	RNWGX	Diversified Emerging Mkts	28.03 9 832	14.46 10 711	8.10 6 577	6.76 1 243	✔	11.26	0.74	20.55	✔	☒	✔	0.61	✔	
American Funds Europacific Growth R6 <i>percentile rank</i> <i># of funds in category</i>	REGGX	Foreign Large Blend	27.40 59 469	12.45 47 405	7.41 44 338	6.73 55 249	✔	12.25	1.07	18.59	✔	☒	✔	0.49	✔	
⚠ Invesco Oppenheimer International Gr Y <i>percentile rank</i> <i># of funds in category</i>	OIGYX	Foreign Large Growth	28.98 41 469	9.69 88 405	5.98 73 338	7.37 33 249	✔	13.07	1.11	23.78	✔	☒	✔	0.85	✔	
Vanguard International Value Inv <i>percentile rank</i> <i># of funds in category</i>	VTRIX	Foreign Large Value	20.39 21 347	9.61 6 305	5.17 13 253	4.91 29 165	✔	11.56	1.04	11.63	✔	☒	✖	0.37	✔	
American Funds Capital World Gr&Inc R6 <i>percentile rank</i> <i># of funds in category</i>	RWIGX	World Stock	25.74 51 876	12.29 43 728	8.22 44 610	8.81 51 370	✔	10.87	0.92	13.92	✔	☒	✔	0.44	✔	

RECORD 401K PLAN

Screens Summary (Data as of 12-31-2019)

⊖ Fund Removed from Approved List ⚠ Fund on Watch List

Name	Ticker	Asset Class	Trailing Performance and Risk				Management			Style		Expense				
			1 Yr	3 Yr	5 Yr	10 Yr	Pass/ Fail	Std Dev 3 Yr %	Beta 3 Yr %	Tenure	Pass/ Fail	Style Box	Pass/ Fail	Exp Ratio	Pass/ Fail	
Alternative																
Invesco Balanced-Risk Commodity Strat R6	IBRFX	Commodities Broad Basket	4.45	-1.11	-1.97	-	✔	8.79	0.88	9.09	✔	—	—	1.01	✔	
<i>percentile rank</i>			82	65	20	-										
<i># of funds in category</i>			131	107	97	36										
Vanguard Real Estate Index Admiral	VGSLX	Real Estate	28.94	8.37	7.17	11.97	✔	12.06	0.98	23.65	✔	—	✔	0.11	✔	
<i>percentile rank</i>			29	46	38	29										
<i># of funds in category</i>			259	224	200	138										
Fixed Income																
BlackRock High Yield Bond Instl	BHYIX	High Yield Bond	15.30	6.61	5.79	7.91	✔	4.32	1.02	12.01	✔	—	—	0.60	✔	
<i>percentile rank</i>			16	8	15	4										
<i># of funds in category</i>			713	618	543	340										
⚠ PIMCO Real Return I2	PRLPX	Inflation-Protected Bond	8.41	3.30	2.36	3.29	✔	2.87	0.93	0.98	✖	—	—	1.08	✖	
<i>percentile rank</i>			25	18	35	18										
<i># of funds in category</i>			221	194	163	104										
Vanguard Interm-Term Bond Index Adm	VBILX	Intermediate-Term Bond	10.18	4.53	3.53	4.77	✔	3.40	1.15	11.69	✔	📊	—	0.07	✔	
<i>percentile rank</i>			2	4	4	4										
<i># of funds in category</i>			431	383	328	252										
PIMCO Income I2	PONPX	Multisector Bond	7.94	5.57	5.55	8.66	✔	1.92	0.21	12.76	✔	—	—	1.15	✔	
<i>percentile rank</i>			79	22	7	1										
<i># of funds in category</i>			302	265	223	120										
PIMCO Short-Term I2	PTSPX	Ultrashort Bond	2.63	2.12	2.02	1.71	✔	0.70	-0.14	9.00	✔	—	—	0.60	✖	
<i>percentile rank</i>			73	45	13	21										
<i># of funds in category</i>			201	161	130	62										
PIMCO International Bond (USD-Hdg) I-2	PFBPX	World Bond	7.23	4.37	4.05	5.84	✔	2.09	0.45	5.27	✔	—	—	0.65	✔	
<i>percentile rank</i>			76	36	16	2										
<i># of funds in category</i>			102	72	57	37										
Target Date																
American Funds 2010 Trgt Date Retire R6	RFTTX	Target Date	13.88	7.03	5.49	7.06	✔	4.43	0.94	12.92	✔	—	✔	0.31	✔	
<i>percentile rank</i>			56	31	17	8										
<i># of funds in category</i>			134	96	83	62										
American Funds 2015 Trgt Date Retire R6	RFJTX	Target Date	14.94	7.53	5.85	7.51	✔	4.86	0.93	12.92	✔	—	✔	0.31	✔	
<i>percentile rank</i>			62	35	30	5										
<i># of funds in category</i>			128	99	73	47										
American Funds 2020 Trgt Date Retire R6	RRCTX	Target Date	15.59	8.28	6.37	8.17	✔	5.30	0.91	12.92	✔	—	✔	0.31	✔	
<i>percentile rank</i>			69	27	17	2										
<i># of funds in category</i>			234	199	157	93										
American Funds 2025 Trgt Date Retire R6	RFDTX	Target Date	17.85	9.47	7.12	9.15	✔	6.45	0.97	12.92	✔	—	✔	0.33	✔	
<i>percentile rank</i>			68	20	5	1										
<i># of funds in category</i>			233	197	158	83										

RECORD 401K PLAN

Screens Summary (Data as of 12-31-2019)

⊖ Fund Removed from Approved List
 ! Fund on Watch List

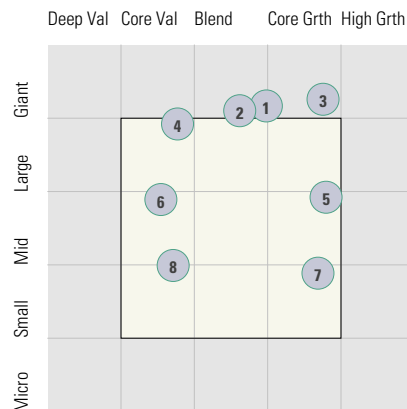
Name	Ticker	Asset Class	Trailing Performance and Risk				Management		Style		Expense				
			1 Yr	3 Yr	5 Yr	10 Yr	Pass/ Fail	Std Dev 3 Yr %	Beta 3 Yr %	Tenure	Pass/ Fail	Style Box	Pass/ Fail	Exp Ratio	Pass/ Fail
American Funds 2030 Trgt Date Retire R6 <i>percentile rank</i> <i># of funds in category</i>	RFETX	Target Date	20.06 60 242	10.86 4 207	8.07 1 165	9.88 1 95	✔	7.68	0.99	12.92	✔	—	✔	0.35	✔
American Funds 2035 Trgt Date Retire R6 <i>percentile rank</i> <i># of funds in category</i>	RFFTX	Target Date	23.29 21 230	12.28 1 194	8.99 1 155	10.34 1 80	✔	9.14	1.02	12.92	✔	—	✔	0.37	✔
American Funds 2040 Trgt Date Retire R6 <i>percentile rank</i> <i># of funds in category</i>	RFCTX	Target Date	24.40 28 242	12.76 1 207	9.30 1 165	10.54 1 95	✔	9.66	0.97	12.92	✔	—	✔	0.38	✔
American Funds 2045 Trgt Date Retire R6 <i>percentile rank</i> <i># of funds in category</i>	RFHTX	Target Date	24.68 51 230	12.96 2 194	9.45 1 155	10.62 1 79	✔	9.89	0.95	12.92	✔	—	✔	0.38	✔
American Funds 2050 Trgt Date Retire R6 <i>percentile rank</i> <i># of funds in category</i>	RFITX	Target Date	25.04 43 242	13.11 2 207	9.55 1 165	10.68 1 77	✔	10.02	0.95	12.92	✔	—	✔	0.39	✔
American Funds 2055 Trgt Date Retire R6 <i>percentile rank</i> <i># of funds in category</i>	RFKTX	Target Date	25.09 45 230	13.11 2 192	9.54 1 150	— — 15	✔	10.05	0.95	9.92	✔	—	✔	0.40	✔
American Funds 2060 Trgt Date Retire R6 <i>percentile rank</i> <i># of funds in category</i>	RFUTX	Target Date	25.01 60 216	13.05 3 147	— — 34	— — —	✔	10.02	0.94	4.77	✔	—	✔	0.41	✔
Balanced															
American Funds American Balanced R6 <i>percentile rank</i> <i># of funds in category</i>	RLBGX	Moderate Allocation	19.55 48 699	10.56 12 644	8.47 6 571	10.48 5 420	✔	7.00	1.01	21.01	✔	—	✖	0.28	✔

RECORD 401K PLAN

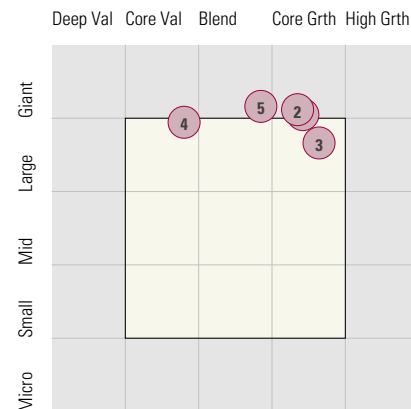
Style Analysis (Data as of 12-31-2019)

Style Analysis

Morningstar Style Box US Stock



Morningstar Style Box Non-US Stock



US Stock Funds

	Category	Super Sectors %			Asset Allocation %			Avg Mkt Cap M\$	
		Cyclical	Defensive	Sensitive	Cash	US Stock	Foreign		
1	JPMorgan US Equity R6	Large Blend	29.75	25.19	45.05	0.63	96.84	2.53	66.96
2	Vanguard 500 Index Admiral	Large Blend Index	30.69	25.24	44.08	0.35	98.70	0.95	71.43
3	Vanguard Growth Index Admiral	Large Growth	32.31	12.10	55.60	0.30	98.66	1.02	52.79
4	JPMorgan Equity Income R6	Large Value	40.54	27.95	31.52	2.61	96.62	0.77	55.01
5	Vanguard Mid-Cap Growth Index Admiral	Mid-Cap Growth	30.13	20.10	49.76	0.38	98.54	1.08	11.59
6	American Century Mid Cap Value I	Mid-Cap Value	40.49	30.22	29.29	2.55	87.29	10.16	11.80
7	Wells Fargo Small Company Growth Inst	Small Growth	25.87	29.63	44.51	1.81	89.51	2.71	1.82
8	Vanguard Small Cap Value Index Admiral	Small Value	52.45	15.12	32.43	1.38	97.50	1.11	2.79

Non-US Stock Funds

	Category	Super Sectors %			Regional Exposure %			Market Maturity %			
		Cyclical	Defensive	Sensitive	Americas	Greater Asia	Greater Europe	Developed	EM%	Avg Mkt Cap M\$	
1	American Funds New World R6	Diversified Emerging Mkts	39.95	20.19	39.88	35.13	39.84	25.04	59.32	40.68	20.17
2	American Funds Europacific Growth R6	Foreign Large Blend	40.93	20.70	38.37	11.55	47.62	40.81	71.76	28.24	39.57
3	Invesco Oppenheimer International Gr Y	Foreign Large Growth	23.21	31.00	45.78	13.26	25.86	60.87	94.66	5.34	15.13
4	Vanguard International Value Inv	Foreign Large Value	33.27	21.85	44.88	7.63	37.88	54.50	89.21	10.79	33.22
5	American Funds Capital World Gr&Inc R6	World Stock	33.91	26.98	39.10	51.95	18.09	29.97	88.59	11.41	55.41

Fixed Income Funds

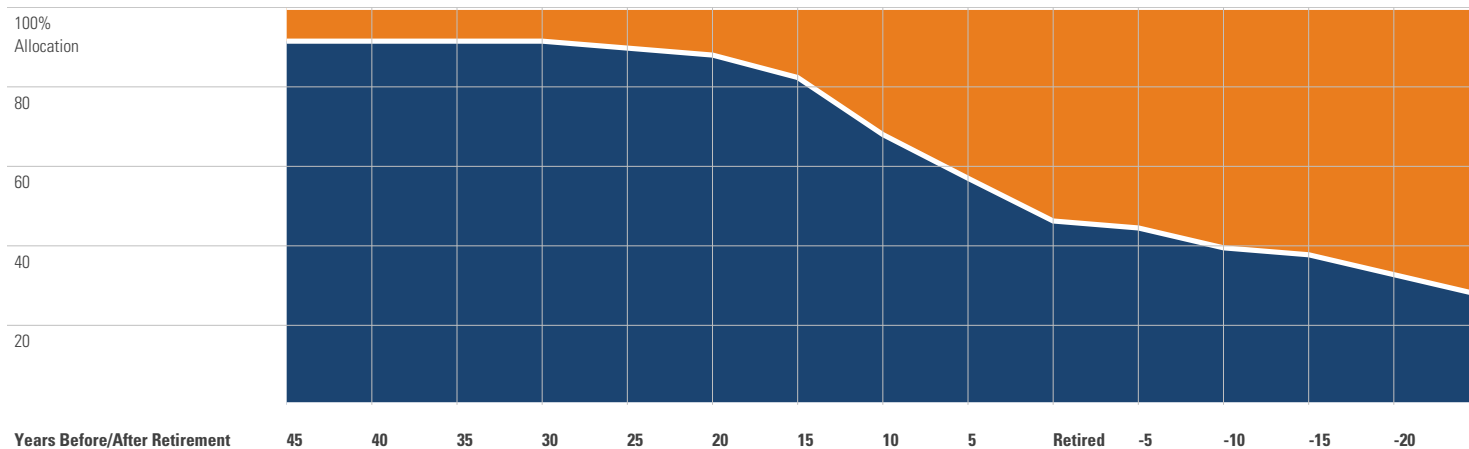
	Category	Super Sectors %				Avg Eff Duration	Credit Quality %			
		US Govt Debt	Mtg	US Credit	Non US		Inv Grade	Below Inv Grade	NR/NA	
1	BlackRock High Yield Bond Instl	High Yield Bond	0.03	0.00	90.24	0.00	3.11	4.65	95.10	0.25
2	PIMCO Real Return I2	Inflation-Protected Bond	64.93	10.67	5.24	0.00	7.63	97.00	3.00	0.00
3	Vanguard Inter-Term Bond Index Adm	Intermediate-Term Bond	58.53	0.00	40.93	0.00	6.33	100.00	0.00	0.00
4	PIMCO Income I2	Multisector Bond	23.47	13.75	18.66	0.00	0.41	81.00	19.00	0.00
5	PIMCO Short-Term I2	Ultrashort Bond	24.58	5.17	29.09	0.00	0.03	91.00	9.00	0.00
6	PIMCO International Bond (USD-Hdg) I-2	World Bond	51.86	5.14	5.88	0.00	8.39	93.00	7.00	0.00

RECORD 401K PLAN

Target Date Analysis (Data as of 12-31-2019)

Target Date Allocation

● Stocks ● Cash ● Bonds ● Other



Target Date Portfolio Data

Asset Allocation %

	Total Stock	US Stock	Non-US Stock	Total Bond	Infl Prot Bond	HY Bond	Cash	Other	Avg Mkt Cap \$M
American Funds 2010 Trgt Date Retire R6	38.23	26.71	11.52	53.65	13.92	5.03	7.26	0.87	61.97
American Funds 2015 Trgt Date Retire R6	42.86	29.93	12.93	49.33	14.77	4.99	6.97	0.83	60.10
American Funds 2020 Trgt Date Retire R6	45.02	32.10	12.92	47.25	15.02	4.57	6.93	0.80	54.76
American Funds 2025 Trgt Date Retire R6	54.53	37.01	17.52	38.10	14.42	0.94	6.68	0.68	47.62
American Funds 2030 Trgt Date Retire R6	63.77	42.91	20.86	28.93	14.79	0.79	6.70	0.60	45.00
American Funds 2035 Trgt Date Retire R6	77.26	50.82	26.44	15.99	12.24	0.32	6.23	0.51	43.38
American Funds 2040 Trgt Date Retire R6	81.79	53.77	28.02	11.16	4.11	0.29	6.57	0.47	43.20
American Funds 2045 Trgt Date Retire R6	83.14	54.69	28.45	9.80	4.03	0.20	6.55	0.51	43.56
American Funds 2050 Trgt Date Retire R6	84.49	56.16	28.33	8.48	4.05	0.12	6.55	0.48	43.58
American Funds 2055 Trgt Date Retire R6	84.48	56.15	28.33	8.49	4.05	0.12	6.55	0.48	43.54
American Funds 2060 Trgt Date Retire R6	84.50	56.16	28.34	8.49	4.05	0.12	6.55	0.48	—