

CITY OF RIALTO 457B DEFERRED

Screens Summary (Data as of 12-31-2019)































⊖ Fund Removed from Approved List ⚠ Fund on Watch List

Name	Ticker	Asset Class	Trailing Performance and Risk				Management			Style		Expense				
			1 Yr	3 Yr	5 Yr	10 Yr	Pass/ Fail	Std Dev 3 Yr %	Beta 3 Yr %	Tenure	Pass/ Fail	Style Box	Pass/ Fail	Exp Ratio	Pass/ Fail	
US Stock																
MFS Massachusetts Investors Tr R6 <i>percentile rank</i> <i># of funds in category</i>	MITJX	Large Blend	32.34 14 1,394	15.92 7 1,210	11.33 22 1,065	– – 815	✔	11.83	0.96	15.51	✔	☒	✖	0.39	✔	
Vanguard 500 Index Admiral <i>percentile rank</i> <i># of funds in category</i>	VFIAX	Large Blend Index	31.46 24 1,394	15.23 18 1,210	11.66 10 1,065	13.52 8 815	✔	12.10	1.00	3.68	✔	☒	✔	0.04	✔	
MFS Growth R6 <i>percentile rank</i> <i># of funds in category</i>	MFEKX	Large Growth	37.81 10 1,363	22.84 8 1,230	15.36 8 1,098	– – 822	✔	12.96	0.95	17.76	✔	☒	✔	0.57	✔	
Invesco Diversified Dividend R6 <i>percentile rank</i> <i># of funds in category</i>	LCEFX	Large Value	25.58 48 1,215	8.08 83 1,097	8.17 48 951	– – 697	✔	9.31	0.74	17.01	✔	☒	✔	0.41	✔	
MFS Mid Cap Growth R6 <i>percentile rank</i> <i># of funds in category</i>	OTCKX	Mid-Cap Growth	37.93 17 619	20.84 9 566	14.09 6 502	– – 386	✔	13.10	0.90	11.12	✔	☒	✔	0.74	✔	
Vanguard Selected Value Inv <i>percentile rank</i> <i># of funds in category</i>	VASVX	Mid-Cap Value	29.54 20 422	7.51 53 377	6.82 59 342	11.30 39 233	✔	14.66	1.09	14.85	✔	☒	✔	0.33	✔	
PGIM Jennison Small Company R6 <i>percentile rank</i> <i># of funds in category</i>	PJSQX	Small Growth	28.99 38 642	10.41 72 574	8.15 79 509	– – 383	✔	15.19	0.89	19.67	✔	☒	✖	0.69	✔	
DFA US Small Cap Value I <i>percentile rank</i> <i># of funds in category</i>	DFSVX	Small Value	18.12 82 419	2.44 75 387	4.91 60 346	10.68 35 237	✔	17.93	1.12	7.84	✔	☒	✔	0.52	✔	
Non-US Stock																
Invesco Oppenheimer Developing Mkts R6 <i>percentile rank</i> <i># of funds in category</i>	ODVIX	Diversified Emerging Mkts	24.53 20 832	14.13 13 711	6.62 21 577	– – 243	✔	13.45	0.90	12.68	✔	☒	✔	0.83	✔	
American Funds Intl Gr and Inc R6 <i>percentile rank</i> <i># of funds in category</i>	RIGGX	Foreign Large Blend	27.54 5 736	11.49 5 632	5.51 49 498	6.13 14 377	✔	11.43	0.98	11.25	✔	☒	✔	0.57	✔	
⚠ Invesco Oppenheimer International Gr R6 <i>percentile rank</i> <i># of funds in category</i>	OIGIX	Foreign Large Growth	29.16 39 469	9.88 88 405	6.17 70 338	– – 249	✔	13.06	1.11	23.78	✔	☒	✔	0.69	✔	
Vanguard International Value Inv <i>percentile rank</i> <i># of funds in category</i>	VTRIX	Foreign Large Value	20.39 21 347	9.61 6 305	5.17 13 253	4.91 29 165	✔	11.56	1.04	11.63	✔	☒	✖	0.37	✔	
American Funds Capital World Gr&Inc R6 <i>percentile rank</i> <i># of funds in category</i>	RWIGX	World Stock	25.74 51 876	12.29 43 728	8.22 44 610	8.81 51 370	✔	10.87	0.92	13.92	✔	☒	✔	0.44	✔	

CITY OF RIALTO 457B DEFERRED

Screens Summary (Data as of 12-31-2019)

 Fund Removed from Approved List
  Fund on Watch List

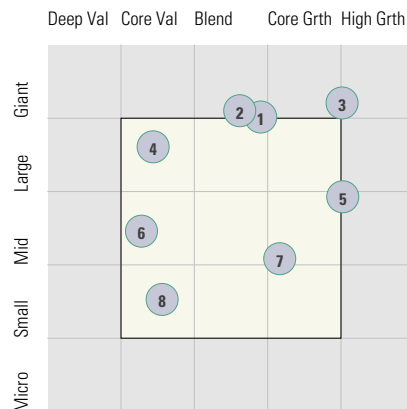
Name	Ticker	Asset Class	Trailing Performance and Risk				Management			Style		Expense			
			1 Yr	3 Yr	5 Yr	10 Yr	Pass/ Fail	Std Dev 3 Yr %	Beta 3 Yr %	Tenure	Pass/ Fail	Style Box	Pass/ Fail	Exp Ratio	Pass/ Fail
Alternative															
PIMCO Commodity Real Ret Strat Instl <i>percentile rank</i> <i># of funds in category</i>	PCRIX	Commodities Broad Basket	12.27 10 131	-0.20 47 107	-3.29 47 97	-3.32 19 36		9.75	1.11	5.00		—	—	1.46	
Vanguard Real Estate Index Admiral <i>percentile rank</i> <i># of funds in category</i>	VGSLX	Real Estate	28.94 29 259	8.37 46 224	7.17 38 200	11.97 29 138		12.06	0.98	23.65		—		0.11	
Fixed Income															
Eaton Vance Income Fund of Boston R6 <i>percentile rank</i> <i># of funds in category</i>	EIBRX	High Yield Bond	13.65 46 713	5.64 43 618	5.51 24 543	— — 340		3.72	0.88	5.16		—	—	0.68	
Vanguard Inflation-Protected Secs Adm <i>percentile rank</i> <i># of funds in category</i>	VAIPX	Inflation- Protected Bond	8.16 45 221	3.15 35 194	2.45 33 163	3.25 23 104		2.96	0.98	8.37		—	—	0.10	
Baird Aggregate Bond Instl <i>percentile rank</i> <i># of funds in category</i>	BAGIX	Intermediate- Term Bond	9.48 15 431	4.38 10 383	3.43 8 328	4.65 8 252		2.89	0.99	19.27			—	0.30	
PIMCO Income Instl <i>percentile rank</i> <i># of funds in category</i>	PIMIX	Multisector Bond	8.05 78 302	5.68 20 265	5.66 6 223	8.76 1 120		1.92	0.21	12.76		—	—	1.05	
Federated Government Ultrashrt Dur R6 <i>percentile rank</i> <i># of funds in category</i>	FGULX	Ultrashort Bond	2.16 93 201	1.71 85 161	— — 130	— — 62		0.24	0.02	22.49		—	—	0.24	
Templeton Global Bond R6 <i>percentile rank</i> <i># of funds in category</i>	FBNRX	World Bond	1.01 94 316	1.79 82 283	1.59 83 236	— — 80		6.28	-0.94	18.01		—	—	0.49	
Balanced															
American Funds American Balanced R6 <i>percentile rank</i> <i># of funds in category</i>	RLBGX	Moderate Allocation	19.55 48 699	10.56 12 644	8.47 6 571	10.48 5 420		7.00	1.01	21.01		—		0.28	

CITY OF RIALTO 457B DEFERRED

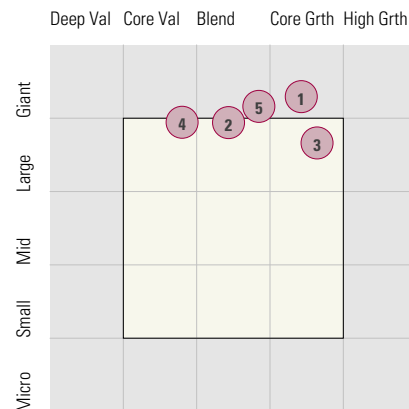
Style Analysis (Data as of 12-31-2019)

Style Analysis

Morningstar Style Box US Stock



Morningstar Style Box Non-US Stock



US Stock Funds

	Category	Super Sectors %			Asset Allocation %			Avg Mkt Cap M\$	
		Cyclical	Defensive	Sensitive	Cash	US Stock	Foreign		
1	MFS Massachusetts Investors Tr R6	Large Blend	31.09	27.36	41.55	0.85	92.23	6.92	56.60
2	Vanguard 500 Index Admiral	Large Blend Index	30.69	25.24	44.08	0.35	98.70	0.95	71.43
3	MFS Growth R6	Large Growth	33.00	18.53	48.45	1.55	96.83	1.62	50.98
4	Invesco Diversified Dividend R6	Large Value	23.88	52.61	23.51	4.52	76.96	18.52	28.04
5	MFS Mid Cap Growth R6	Mid-Cap Growth	31.17	16.37	52.46	1.65	94.49	3.86	10.33
6	Vanguard Selected Value Inv	Mid-Cap Value	44.45	10.62	44.94	7.15	81.73	11.10	9.77
7	PGIM Jennison Small Company R6	Small Growth	46.04	20.46	33.50	4.17	91.93	3.90	2.55
8	DFA US Small Cap Value I	Small Value	46.48	8.93	44.57	1.27	96.66	2.06	1.30

Non-US Stock Funds

	Category	Super Sectors %			Regional Exposure %			Market Maturity %			
		Cyclical	Defensive	Sensitive	Americas	Greater Asia	Greater Europe	Developed	EM%	Avg Mkt Cap M\$	
1	Invesco Oppenheimer Developing Mkts R6	Diversified Emerging Mkts	62.18	12.38	25.44	18.25	59.19	22.56	27.27	72.73	18.22
2	American Funds Intl Gr and Inc R6	Foreign Large Blend	37.17	24.91	37.91	14.70	30.35	54.96	82.18	17.82	28.99
3	Invesco Oppenheimer International Gr R6	Foreign Large Growth	23.21	31.00	45.78	13.26	25.86	60.87	94.66	5.34	15.13
4	Vanguard International Value Inv	Foreign Large Value	33.27	21.85	44.88	7.63	37.88	54.50	89.21	10.79	33.22
5	American Funds Capital World Gr&Inc R6	World Stock	33.91	26.98	39.10	51.95	18.09	29.97	88.59	11.41	55.41

Fixed Income Funds

	Category	Super Sectors %				Other Stats		Credit Quality %		
		US Govt Debt	Mtg	US Credit	Non US	Avg Eff Duration	Inv Grade	Below Inv Grade	NR/NA	
1	Eaton Vance Income Fund of Boston R6	High Yield Bond	0.00	0.00	90.04	0.00	2.53	6.33	93.28	0.40
2	Vanguard Inflation-Protected Secs Adm	Inflation-Protected Bond	97.66	0.00	0.00	0.00	7.38	100.00	0.00	0.00
3	Baird Aggregate Bond Inst	Intermediate-Term Bond	24.33	25.13	41.86	0.00	5.87	99.70	0.30	0.00
4	PIMCO Income Instl	Multisector Bond	23.47	13.75	18.66	0.00	0.41	81.00	19.00	0.00
5	Federated Government Ultrashrt Dur R6	Ultrashort Bond	15.26	56.99	0.00	0.00	0.38	100.00	0.00	0.00
6	Templeton Global Bond R6	World Bond	76.93	0.00	0.06	0.00	-1.39	85.16	17.29	-2.44