

# RHODE ISLAND CONSTRUCTION MGMT

## Screens Summary (Data as of 12-31-2019)

⊖ Fund Removed from Approved List    ⚠ Fund on Watch List

Name	Ticker	Asset Class	Trailing Performance and Risk				Management			Style		Expense				
			1 Yr	3 Yr	5 Yr	10 Yr	Pass/ Fail	Std Dev 3 Yr %	Beta 3 Yr %	Tenure	Pass/ Fail	Style Box	Pass/ Fail	Exp Ratio	Pass/ Fail	
<b>US Stock</b>																
American Funds Invmt Co of Amer R6 <i>percentile rank</i> <i># of funds in category</i>	RICGX	Large Blend	24.92 87 1,394	12.03 77 1,210	9.82 60 1,065	11.73 67 815	✔	11.23	0.90	27.85	✔	☒	✔	0.29	✔	
Vanguard 500 Index Admiral <i>percentile rank</i> <i># of funds in category</i>	VFIAX	Large Blend Index	31.46 24 1,394	15.23 18 1,210	11.66 10 1,065	13.52 8 815	✔	12.10	1.00	3.68	✔	☒	✔	0.04	✔	
American Funds Growth Fund of Amer R6 <i>percentile rank</i> <i># of funds in category</i>	RGAGX	Large Growth	28.54 80 1,363	16.57 67 1,230	12.75 44 1,098	13.31 56 822	✔	13.11	0.96	26.18	✔	☒	✔	0.32	✔	
Vanguard Equity-Income Adm <i>percentile rank</i> <i># of funds in category</i>	VEIRX	Large Value	25.35 51 1,215	11.91 18 1,097	10.17 7 951	13.02 5 697	✔	10.80	0.89	16.01	✔	☒	✔	0.18	✔	
Vanguard Mid-Cap Growth Index Admiral <i>percentile rank</i> <i># of funds in category</i>	VMGMX	Mid-Cap Growth	33.86 42 619	15.46 54 566	10.23 55 502	- - 386	✔	13.24	0.93	6.86	✔	☒	✔	0.07	✔	
Vanguard Selected Value Inv <i>percentile rank</i> <i># of funds in category</i>	VASVX	Mid-Cap Value	29.54 20 422	7.51 53 377	6.82 59 342	11.30 39 233	✔	14.66	1.09	14.85	✔	☒	✔	0.33	✔	
Vanguard Small Cap Growth Index Admiral <i>percentile rank</i> <i># of funds in category</i>	VSGAX	Small Growth	32.76 27 642	15.14 39 574	10.51 42 509	- - 383	✔	15.56	0.92	15.01	✔	☒	✖	0.07	✔	
Vanguard Small Cap Value Index Admiral <i>percentile rank</i> <i># of funds in category</i>	VSIAX	Small Value	22.76 35 419	6.40 15 387	7.46 18 346	- - 237	✔	15.00	0.93	3.68	✔	☒	✖	0.07	✔	
<b>Non-US Stock</b>																
American Funds New World R6 <i>percentile rank</i> <i># of funds in category</i>	RNWGX	Diversified Emerging Mkts	28.03 9 832	14.46 10 711	8.10 6 577	6.76 1 243	✔	11.26	0.74	20.55	✔	☒	✔	0.61	✔	
Vanguard Developed Markets Index Admiral <i>percentile rank</i> <i># of funds in category</i>	VTMGX	Foreign Large Blend Index	22.05 42 736	9.69 38 632	6.18 21 498	5.74 26 377	✔	11.40	0.98	6.86	✔	☒	✔	0.07	✔	
⚠ Invesco Oppenheimer International Gr R6 <i>percentile rank</i> <i># of funds in category</i>	OIGIX	Foreign Large Growth	29.16 39 469	9.88 88 405	6.17 70 338	- - 249	✔	13.06	1.11	23.78	✔	☒	✔	0.69	✔	
DFA International Value I <i>percentile rank</i> <i># of funds in category</i>	DFIVX	Foreign Large Value	15.67 77 347	6.36 68 305	4.09 42 253	4.14 56 165	✔	13.59	1.19	9.84	✔	☒	✔	0.43	✔	
American Funds Capital World Gr&Inc R6 <i>percentile rank</i> <i># of funds in category</i>	RWIGX	World Stock	25.74 51 876	12.29 43 728	8.22 44 610	8.81 51 370	✔	10.87	0.92	13.92	✔	☒	✔	0.44	✔	

## RHODE ISLAND CONSTRUCTION MGMT

## Screens Summary (Data as of 12-31-2019)

 Fund Removed from Approved List
  Fund on Watch List

Name	Ticker	Asset Class	Trailing Performance and Risk				Management			Style		Expense			
			1 Yr	3 Yr	5 Yr	10 Yr	Pass/ Fail	Std Dev 3 Yr %	Beta 3 Yr %	Tenure	Pass/ Fail	Style Box	Pass/ Fail	Exp Ratio	Pass/ Fail
<b>Alternative</b>															
PIMCO Commodity Real Ret Strat Instl <i>percentile rank</i> <i># of funds in category</i>	PCRIX	Commodities Broad Basket	12.27 10 131	-0.20 47 107	-3.29 47 97	-3.32 19 36		9.75	1.11	5.00		—	—	1.46	
DFA Global Real Estate Securities Port <i>percentile rank</i> <i># of funds in category</i>	DFGEX	Global Real Estate	26.40 21 226	9.78 48 201	7.26 22 171	10.66 5 112		9.87	0.97	9.84				0.24	
<b>Fixed Income</b>															
AB High Income Z <i>percentile rank</i> <i># of funds in category</i>	AGDZX	High Yield Bond	14.17 37 713	5.32 57 618	5.40 30 543	— — 340		4.22	0.93	17.35		—	—	0.54	
PIMCO Real Return Instl <i>percentile rank</i> <i># of funds in category</i>	PRRIX	Inflation- Protected Bond	8.52 21 221	3.40 14 194	2.46 32 163	3.39 9 104		2.87	0.93	0.98		—	—	0.98	
Vanguard Total Bond Market Index Adm <i>percentile rank</i> <i># of funds in category</i>	VBTLX	Intermediate- Term Bond	8.71 34 431	4.02 28 383	3.00 32 328	3.68 47 252		2.94	1.01	6.86			—	0.05	
PIMCO Diversified Inc Instl <i>percentile rank</i> <i># of funds in category</i>	PDIIX	Multisector Bond	12.78 11 302	6.72 5 265	6.35 1 223	6.65 5 120		3.10	0.72	3.81		—	—	0.79	
PIMCO Short-Term Instl <i>percentile rank</i> <i># of funds in category</i>	PTSHX	Ultrashort Bond	2.73 69 201	2.22 32 161	2.12 7 130	1.81 19 62		0.70	-0.14	9.00		—	—	0.50	
Templeton Global Bond R6 <i>percentile rank</i> <i># of funds in category</i>	FBNRX	World Bond	1.01 94 316	1.79 82 283	1.59 83 236	— — 80		6.28	-0.94	18.01		—	—	0.49	
<b>Target Date</b>															
American Funds 2010 Trgt Date Retire R6 <i>percentile rank</i> <i># of funds in category</i>	RFTTX	Target Date	13.88 56 134	7.03 31 96	5.49 17 83	7.06 8 62		4.43	0.94	12.92		—		0.31	
American Funds 2015 Trgt Date Retire R6 <i>percentile rank</i> <i># of funds in category</i>	RFJTX	Target Date	14.94 62 128	7.53 35 99	5.85 30 73	7.51 5 47		4.86	0.93	12.92		—		0.31	
American Funds 2020 Trgt Date Retire R6 <i>percentile rank</i> <i># of funds in category</i>	RRCTX	Target Date	15.59 69 234	8.28 27 199	6.37 17 157	8.17 2 93		5.30	0.91	12.92		—		0.31	
American Funds 2025 Trgt Date Retire R6 <i>percentile rank</i> <i># of funds in category</i>	RFDTX	Target Date	17.85 68 233	9.47 20 197	7.12 5 158	9.15 1 83		6.45	0.97	12.92		—		0.33	

## RHODE ISLAND CONSTRUCTION MGMT

## Screens Summary (Data as of 12-31-2019)

 Fund Removed from Approved List
  Fund on Watch List

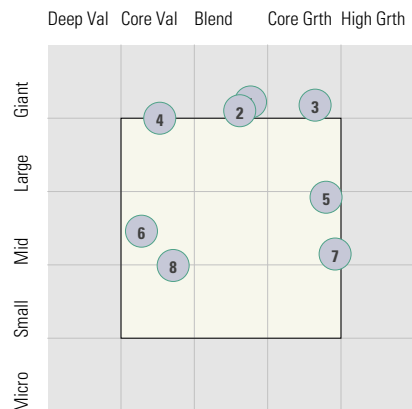
Name	Ticker	Asset Class	Trailing Performance and Risk				Management		Style		Expense					
			1 Yr	3 Yr	5 Yr	10 Yr	Pass/ Fail	Std Dev 3 Yr %	Beta 3 Yr %	Tenure	Pass/ Fail	Style Box	Pass/ Fail	Exp Ratio	Pass/ Fail	
American Funds 2030 Trgt Date Retire R6 <i>percentile rank</i> <i># of funds in category</i>	RFETX	Target Date	20.06 60 242	10.86 4 207	8.07 1 165	9.88 1 95		7.68	0.99	12.92		—		0.35		
American Funds 2035 Trgt Date Retire R6 <i>percentile rank</i> <i># of funds in category</i>	RFCTX	Target Date	23.29 21 230	12.28 1 194	8.99 1 155	10.34 1 80		9.14	1.02	12.92		—		0.37		
American Funds 2040 Trgt Date Retire R6 <i>percentile rank</i> <i># of funds in category</i>	RFCTX	Target Date	24.40 28 242	12.76 1 207	9.30 1 165	10.54 1 95		9.66	0.97	12.92		—		0.38		
American Funds 2045 Trgt Date Retire R6 <i>percentile rank</i> <i># of funds in category</i>	RFHTX	Target Date	24.68 51 230	12.96 2 194	9.45 1 155	10.62 1 79		9.89	0.95	12.92		—		0.38		
American Funds 2050 Trgt Date Retire R6 <i>percentile rank</i> <i># of funds in category</i>	RFITX	Target Date	25.04 43 242	13.11 2 207	9.55 1 165	10.68 1 77		10.02	0.95	12.92		—		0.39		
American Funds 2055 Trgt Date Retire R6 <i>percentile rank</i> <i># of funds in category</i>	RFKTX	Target Date	25.09 45 230	13.11 2 192	9.54 1 150	— — 15		10.05	0.95	9.92		—		0.40		
American Funds 2060 Trgt Date Retire R6 <i>percentile rank</i> <i># of funds in category</i>	RFUTX	Target Date	25.01 60 216	13.05 3 147	— — 34	— — —		10.02	0.94	4.77		—		0.41		
<b>Balanced</b>																
Vanguard LifeStrategy Cnsv Gr Inv <i>percentile rank</i> <i># of funds in category</i>	VSCGX	Target Risk	15.68 36 562	7.59 16 509	5.67 18 419	6.62 29 270		4.58	0.98	25.27		—		0.12		
Vanguard LifeStrategy Growth Inv <i>percentile rank</i> <i># of funds in category</i>	VASGX	Target Risk	23.13 32 334	10.97 19 304	7.91 19 274	9.35 23 193		9.15	1.01	25.27		—		0.14		
Vanguard LifeStrategy Income Inv <i>percentile rank</i> <i># of funds in category</i>	VASIX	Target Risk	12.05 35 200	5.85 18 183	4.45 18 158	5.18 43 91		2.82	0.32	25.27		—		0.11		
Vanguard LifeStrategy Moderate Gr Inv <i>percentile rank</i> <i># of funds in category</i>	VSMGX	Target Risk	19.37 53 699	9.30 37 644	6.82 34 571	8.08 44 420		6.81	1.00	25.27		—		0.13		

# RHODE ISLAND CONSTRUCTION MGMT

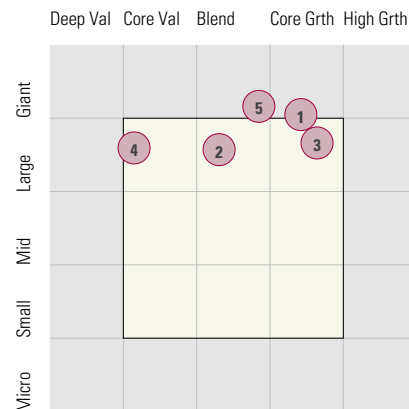
## Style Analysis (Data as of 12-31-2019)

### Style Analysis

Morningstar Style Box US Stock



Morningstar Style Box Non-US Stock



#### US Stock Funds

	Category	Super Sectors %			Asset Allocation %			Avg Mkt Cap M\$	
		Cyclical	Defensive	Sensitive	Cash	US Stock	Foreign		
1	American Funds Invmt Co of Amer R6	Large Blend	21.71	31.35	46.94	5.11	79.99	14.78	73.81
2	Vanguard 500 Index Admiral	Large Blend Index	30.69	25.24	44.08	0.35	98.70	0.95	71.43
3	American Funds Growth Fund of Amer R6	Large Growth	27.01	21.37	51.63	4.69	82.96	11.39	50.19
4	Vanguard Equity-Income Adm	Large Value	27.33	37.91	34.77	2.46	88.46	9.05	85.83
5	Vanguard Mid-Cap Growth Index Admiral	Mid-Cap Growth	30.13	20.10	49.76	0.38	98.54	1.08	11.59
6	Vanguard Selected Value Inv	Mid-Cap Value	44.45	10.62	44.94	7.15	81.73	11.10	9.77
7	Vanguard Small Cap Growth Index Admiral	Small Growth	28.02	24.72	47.27	2.08	97.21	0.71	2.95
8	Vanguard Small Cap Value Index Admiral	Small Value	52.45	15.12	32.43	1.38	97.50	1.11	2.79

#### Non-US Stock Funds

	Category	Super Sectors %			Regional Exposure %			Market Maturity %			
		Cyclical	Defensive	Sensitive	Americas	Greater Asia	Greater Europe	Developed	EM%	Avg Mkt Cap M\$	
1	American Funds New World R6	Diversified Emerging Mkts	39.95	20.19	39.88	35.13	39.84	25.04	59.32	40.68	20.17
2	Vanguard Developed Markets Index Admiral	Foreign Large Blend Index	40.27	23.69	36.05	9.63	36.45	53.91	98.88	1.12	30.79
3	Invesco Oppenheimer International Gr R6	Foreign Large Growth	23.21	31.00	45.78	13.26	25.86	60.87	94.66	5.34	15.13
4	DFA International Value I	Foreign Large Value	61.00	9.70	29.29	9.19	32.49	58.33	99.57	0.43	28.46
5	American Funds Capital World Gr&Inc R6	World Stock	33.91	26.98	39.10	51.95	18.09	29.97	88.59	11.41	55.41

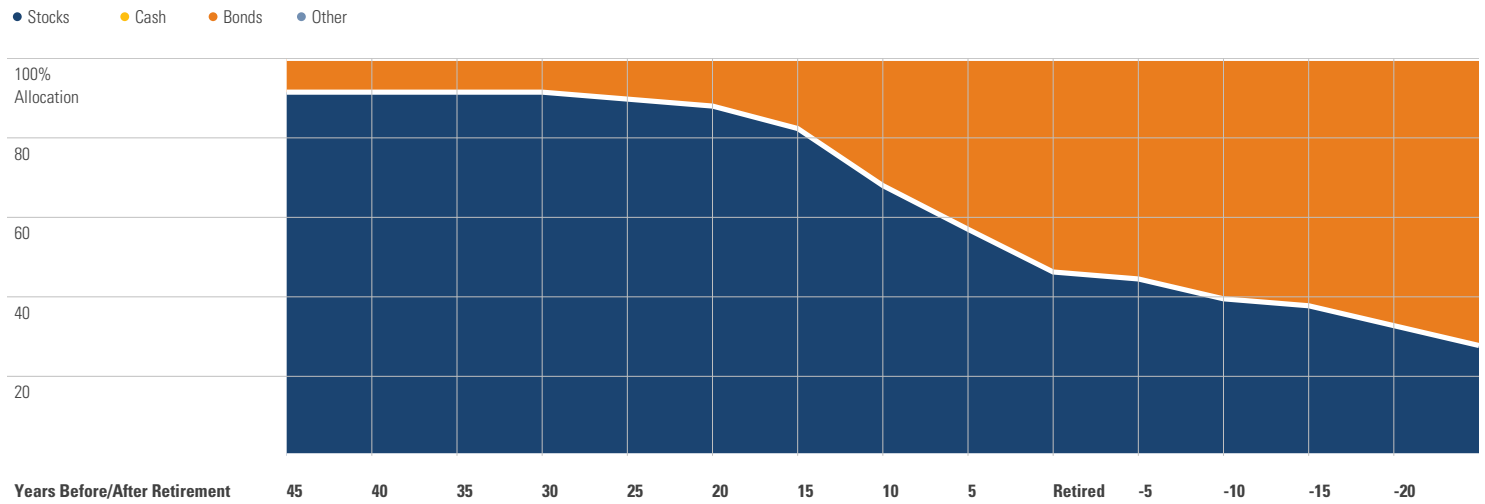
#### Fixed Income Funds

	Category	Super Sectors %				Avg Eff Duration	Credit Quality %			
		US Govt Debt	Mtg	US Credit	Non US		Inv Grade	Below Inv Grade	NR/NA	
1	AB High Income Z	High Yield Bond	22.84	3.92	32.27	0.00	3.68	34.64	56.25	9.11
2	PIMCO Real Return Instl	Inflation-Protected Bond	64.93	10.67	5.24	0.00	7.63	97.00	3.00	0.00
3	Vanguard Total Bond Market Index Adm	Intermediate-Term Bond	46.34	22.94	27.53	0.00	6.26	100.00	0.00	0.00
4	PIMCO Diversified Inc Instl	Multisector Bond	34.16	4.72	20.55	0.00	5.29	63.00	37.00	0.00
5	PIMCO Short-Term Instl	Ultrashort Bond	24.58	5.17	29.09	0.00	0.03	91.00	9.00	0.00
6	Templeton Global Bond R6	World Bond	76.93	0.00	0.06	0.00	-1.39	85.16	17.29	-2.44

# RHODE ISLAND CONSTRUCTION MGMT

## Target Date Analysis (Data as of 12-31-2019)

### Target Date Allocation



### Target Date Portfolio Data

#### Asset Allocation %

	Total Stock	US Stock	Non-US Stock	Total Bond	Infl Prot Bond	HY Bond	Cash	Other	Avg Mkt Cap \$M
American Funds 2010 Trgt Date Retire R6	38.23	26.71	11.52	53.65	13.92	5.03	7.26	0.87	61.97
American Funds 2015 Trgt Date Retire R6	42.86	29.93	12.93	49.33	14.77	4.99	6.97	0.83	60.10
American Funds 2020 Trgt Date Retire R6	45.02	32.10	12.92	47.25	15.02	4.57	6.93	0.80	54.76
American Funds 2025 Trgt Date Retire R6	54.53	37.01	17.52	38.10	14.42	0.94	6.68	0.68	47.62
American Funds 2030 Trgt Date Retire R6	63.77	42.91	20.86	28.93	14.79	0.79	6.70	0.60	45.00
American Funds 2035 Trgt Date Retire R6	77.26	50.82	26.44	15.99	12.24	0.32	6.23	0.51	43.38
American Funds 2040 Trgt Date Retire R6	81.79	53.77	28.02	11.16	4.11	0.29	6.57	0.47	43.20
American Funds 2045 Trgt Date Retire R6	83.14	54.69	28.45	9.80	4.03	0.20	6.55	0.51	43.56
American Funds 2050 Trgt Date Retire R6	84.49	56.16	28.33	8.48	4.05	0.12	6.55	0.48	43.58
American Funds 2055 Trgt Date Retire R6	84.48	56.15	28.33	8.49	4.05	0.12	6.55	0.48	43.54
American Funds 2060 Trgt Date Retire R6	84.50	56.16	28.34	8.49	4.05	0.12	6.55	0.48	—