

SEACOAST UTILITY AUTHORITY DEFERRED

Screens Summary (Data as of 12-31-2019)

⊖ Fund Removed from Approved List ⚠ Fund on Watch List

Name	Ticker	Asset Class	Trailing Performance and Risk				Management			Style		Expense				
			1 Yr	3 Yr	5 Yr	10 Yr	Pass/ Fail	Std Dev 3 Yr %	Beta 3 Yr %	Tenure	Pass/ Fail	Style Box	Pass/ Fail	Exp Ratio	Pass/ Fail	
US Stock																
MFS Massachusetts Investors Tr R6 <i>percentile rank</i> <i># of funds in category</i>	MITJX	Large Blend	32.34 14 1,394	15.92 7 1,210	11.33 22 1,065	— — 815	✔	11.83	0.96	15.51	✔	☒	✖	0.39	✔	
Vanguard 500 Index Admiral <i>percentile rank</i> <i># of funds in category</i>	VFIAX	Large Blend Index	31.46 24 1,394	15.23 18 1,210	11.66 10 1,065	13.52 8 815	✔	12.10	1.00	3.68	✔	☒	✔	0.04	✔	
MFS Growth R6 <i>percentile rank</i> <i># of funds in category</i>	MFEKX	Large Growth	37.81 10 1,363	22.84 8 1,230	15.36 8 1,098	— — 822	✔	12.96	0.95	17.76	✔	☒	✔	0.57	✔	
Invesco Diversified Dividend R6 <i>percentile rank</i> <i># of funds in category</i>	LCEFX	Large Value	25.58 48 1,215	8.08 83 1,097	8.17 48 951	— — 697	✔	9.31	0.74	17.01	✔	☒	✔	0.41	✔	
MFS Mid Cap Growth R6 <i>percentile rank</i> <i># of funds in category</i>	OTCKX	Mid-Cap Growth	37.93 17 619	20.84 9 566	14.09 6 502	— — 386	✔	13.10	0.90	11.12	✔	☒	✔	0.74	✔	
Vanguard Selected Value Inv <i>percentile rank</i> <i># of funds in category</i>	VASVX	Mid-Cap Value	29.54 20 422	7.51 53 377	6.82 59 342	11.30 39 233	✔	14.66	1.09	14.85	✔	☒	✔	0.33	✔	
PGIM Jennison Small Company R6 <i>percentile rank</i> <i># of funds in category</i>	PJSQX	Small Growth	28.99 38 642	10.41 72 574	8.15 79 509	— — 383	✔	15.19	0.89	19.67	✔	☒	✖	0.69	✔	
DFA US Small Cap Value I <i>percentile rank</i> <i># of funds in category</i>	DFSVX	Small Value	18.12 82 419	2.44 75 387	4.91 60 346	10.68 35 237	✔	17.93	1.12	7.84	✔	☒	✔	0.52	✔	
Non-US Stock																
Vanguard Emerging Mkts Stock Idx Adm <i>percentile rank</i> <i># of funds in category</i>	VEMAX	Diversified Emerging Mkts	20.31 41 832	10.53 51 711	5.01 52 577	3.45 54 243	✔	13.64	0.94	11.35	✔	☒	✔	0.14	✔	
American Funds Intl Gr and Inc R6 <i>percentile rank</i> <i># of funds in category</i>	RIGGX	Foreign Large Blend	27.54 5 736	11.49 5 632	5.51 49 498	6.13 14 377	✔	11.43	0.98	11.25	✔	☒	✔	0.57	✔	
⚠ Invesco Oppenheimer International Gr R6 <i>percentile rank</i> <i># of funds in category</i>	OIGIX	Foreign Large Growth	29.16 39 469	9.88 88 405	6.17 70 338	— — 249	✔	13.06	1.11	23.78	✔	☒	✔	0.69	✔	
DFA International Value I <i>percentile rank</i> <i># of funds in category</i>	DFIVX	Foreign Large Value	15.67 77 347	6.36 68 305	4.09 42 253	4.14 56 165	✔	13.59	1.19	9.84	✔	☒	✔	0.43	✔	
Vanguard Total World Stock Index Admiral <i>percentile rank</i> <i># of funds in category</i>	VTWAX	World Stock	— — 876	— — 728	— — 610	— — 370	—	—	—	6.86	✔	☒	✔	0.10	✔	

SEACOAST UTILITY AUTHORITY DEFERRED

Screens Summary (Data as of 12-31-2019)

⊖ Fund Removed from Approved List ⚠ Fund on Watch List

Name	Ticker	Asset Class	Trailing Performance and Risk				Management			Style		Expense			
			1 Yr	3 Yr	5 Yr	10 Yr	Pass/ Fail	Std Dev 3 Yr %	Beta 3 Yr %	Tenure	Pass/ Fail	Style Box	Pass/ Fail	Exp Ratio	Pass/ Fail
Alternative															
PIMCO Commodity Real Ret Strat Instl	PCRIX	Commodities Broad Basket	12.27	-0.20	-3.29	-3.32	✔	9.75	1.11	5.00	✔	—	—	1.46	✘
<i>percentile rank</i>			10	47	47	19									
<i># of funds in category</i>			131	107	97	36									
Vanguard Real Estate Index Admiral	VGSLX	Real Estate	28.94	8.37	7.17	11.97	✔	12.06	0.98	23.65	✔	—	✔	0.11	✔
<i>percentile rank</i>			29	46	38	29									
<i># of funds in category</i>			259	224	200	138									
Fixed Income															
Eaton Vance Income Fund of Boston R6	EIBRX	High Yield Bond	13.65	5.64	5.51	—	✔	3.72	0.88	5.16	✔	—	—	0.68	✔
<i>percentile rank</i>			46	43	24	—									
<i># of funds in category</i>			713	618	543	340									
Vanguard Inflation-Protected Secs Adm	VAIPX	Inflation-Protected Bond	8.16	3.15	2.45	3.25	✔	2.96	0.98	8.37	✔	—	—	0.10	✔
<i>percentile rank</i>			45	35	33	23									
<i># of funds in category</i>			221	194	163	104									
Baird Aggregate Bond Instl	BAGIX	Intermediate-Term Bond	9.48	4.38	3.43	4.65	✔	2.89	0.99	19.27	✔	☒	—	0.30	✔
<i>percentile rank</i>			15	10	8	8									
<i># of funds in category</i>			431	383	328	252									
PIMCO Income Instl	PIMIX	Multisector Bond	8.05	5.68	5.66	8.76	✔	1.92	0.21	12.76	✔	—	—	1.05	✔
<i>percentile rank</i>			78	20	6	1									
<i># of funds in category</i>			302	265	223	120									
Federated Government Ultrashrt Dur R6	FGULX	Ultrashort Bond	2.16	1.71	—	—	✔	0.24	0.02	22.49	✔	—	—	0.24	✔
<i>percentile rank</i>			93	85	—	—									
<i># of funds in category</i>			201	161	130	62									
Templeton Global Bond R6	FBNRX	World Bond	1.01	1.79	1.59	—	✔	6.28	-0.94	18.01	✔	—	—	0.49	✔
<i>percentile rank</i>			94	82	83	—									
<i># of funds in category</i>			316	283	236	80									
Target Date															
Vanguard Target Retirement 2015 Inv	VTXVX	Target Date	14.81	7.50	5.59	7.25	✔	4.57	0.90	6.86	✔	—	✔	0.13	✔
<i>percentile rank</i>			69	38	43	33									
<i># of funds in category</i>			128	99	73	47									
Vanguard Target Retirement 2020 Inv	VTWNX	Target Date	17.63	8.72	6.42	8.03	✔	6.01	1.05	6.86	✔	—	✔	0.13	✔
<i>percentile rank</i>			28	17	16	9									
<i># of funds in category</i>			234	199	157	93									
Vanguard Target Retirement 2025 Inv	VTTVX	Target Date	19.63	9.57	6.99	8.59	✔	7.05	1.07	6.86	✔	—	✔	0.13	✔
<i>percentile rank</i>			22	16	14	12									
<i># of funds in category</i>			233	197	158	83									
Vanguard Target Retirement 2030 Inv	VTHRX	Target Date	21.07	10.24	7.41	9.07	✔	7.93	1.03	6.86	✔	—	✔	0.14	✔
<i>percentile rank</i>			32	22	24	15									
<i># of funds in category</i>			242	207	165	95									

SEACOAST UTILITY AUTHORITY DEFERRED

Screens Summary (Data as of 12-31-2019)

Fund Removed from Approved List

Fund on Watch List

Name	Ticker	Asset Class	Trailing Performance and Risk				Management		Style		Expense				
			1 Yr	3 Yr	5 Yr	10 Yr	Pass/ Fail	Std Dev 3 Yr %	Beta 3 Yr %	Tenure	Pass/ Fail	Style Box	Pass/ Fail	Exp Ratio	Pass/ Fail
Vanguard Target Retirement 2035 Inv	VTTHX	Target Date	22.44	10.86	7.81	9.54		8.79	0.99	6.86		—		0.14	
<i>percentile rank</i>			42	30	28	15									
<i># of funds in category</i>			230	194	155	80									
Vanguard Target Retirement 2040 Inv	VFORX	Target Date	23.86	11.48	8.20	9.87		9.69	0.99	6.86		—		0.14	
<i>percentile rank</i>			43	29	25	17									
<i># of funds in category</i>			242	207	165	95									
Vanguard Target Retirement 2045 Inv	VTIVX	Target Date	24.94	11.80	8.41	9.98		10.32	1.00	6.86		—		0.15	
<i>percentile rank</i>			43	26	22	15									
<i># of funds in category</i>			230	194	155	79									
Vanguard Target Retirement 2050 Inv	VFIFX	Target Date	24.98	11.80	8.41	9.98		10.34	0.99	6.86		—		0.15	
<i>percentile rank</i>			47	32	26	18									
<i># of funds in category</i>			242	207	165	77									
Vanguard Target Retirement 2055 Inv	VFFVX	Target Date	24.98	11.80	8.38	—		10.32	0.98	6.86		—		0.15	
<i>percentile rank</i>			51	39	33	—									
<i># of funds in category</i>			230	192	150	15									
Vanguard Target Retirement 2060 Inv	VTTSX	Target Date	24.96	11.79	8.38	—		10.33	0.99	6.86		—		0.15	
<i>percentile rank</i>			66	43	60	—									
<i># of funds in category</i>			216	147	34	—									
Vanguard Target Retirement 2065 Inv	VLXVX	Target Date	24.96	—	—	—	—	—	—	2.47		—		0.15	
<i>percentile rank</i>			64	—	—	—									
<i># of funds in category</i>			216	147	34	—									
Vanguard Target Retirement Income Inv	VTINX	Target Date	13.16	6.36	4.80	5.82		3.55	0.84	6.86		—		0.12	
<i>percentile rank</i>			49	36	28	23									
<i># of funds in category</i>			184	158	132	88									

Balanced

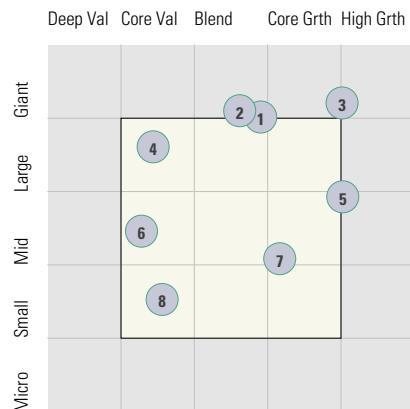
American Funds American Balanced R6	RLBGX	Moderate Allocation	19.55	10.56	8.47	10.48		7.00	1.01	21.01		—		0.28	
<i>percentile rank</i>			48	12	6	5									
<i># of funds in category</i>			699	644	571	420									

SEACOAST UTILITY AUTHORITY DEFERRED

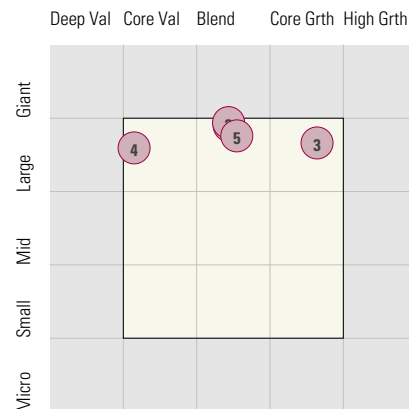
Style Analysis (Data as of 12-31-2019)

Style Analysis

Morningstar Style Box US Stock



Morningstar Style Box Non-US Stock



US Stock Funds

	Category	Super Sectors %			Asset Allocation %			Avg Mkt Cap M\$	
		Cyclical	Defensive	Sensitive	Cash	US Stock	Foreign		
1	MFS Massachusetts Investors Tr R6	Large Blend	31.09	27.36	41.55	0.85	92.23	6.92	56.60
2	Vanguard 500 Index Admiral	Large Blend Index	30.69	25.24	44.08	0.35	98.70	0.95	71.43
3	MFS Growth R6	Large Growth	33.00	18.53	48.45	1.55	96.83	1.62	50.98
4	Invesco Diversified Dividend R6	Large Value	23.88	52.61	23.51	4.52	76.96	18.52	28.04
5	MFS Mid Cap Growth R6	Mid-Cap Growth	31.17	16.37	52.46	1.65	94.49	3.86	10.33
6	Vanguard Selected Value Inv	Mid-Cap Value	44.45	10.62	44.94	7.15	81.73	11.10	9.77
7	PGIM Jennison Small Company R6	Small Growth	46.04	20.46	33.50	4.17	91.93	3.90	2.55
8	DFA US Small Cap Value I	Small Value	46.48	8.93	44.57	1.27	96.66	2.06	1.30

Non-US Stock Funds

	Category	Super Sectors %			Regional Exposure %			Market Maturity %			
		Cyclical	Defensive	Sensitive	Americas	Greater Asia	Greater Europe	Developed	EM%	Avg Mkt Cap M\$	
1	Vanguard Emerging Mkts Stock Idx Adm	Diversified Emerging Mkts	49.32	12.80	37.89	12.90	71.01	16.09	18.53	81.47	18.95
2	American Funds Intl Gr and Inc R6	Foreign Large Blend	37.17	24.91	37.91	14.70	30.35	54.96	82.18	17.82	28.99
3	Invesco Oppenheimer International Gr R6	Foreign Large Growth	23.21	31.00	45.78	13.26	25.86	60.87	94.66	5.34	15.13
4	DFA International Value I	Foreign Large Value	61.00	9.70	29.29	9.19	32.49	58.33	99.57	0.43	28.46
5	Vanguard Total World Stock Index Admiral	World Stock	36.88	22.76	40.36	59.06	20.15	20.80	90.89	9.11	-

Fixed Income Funds

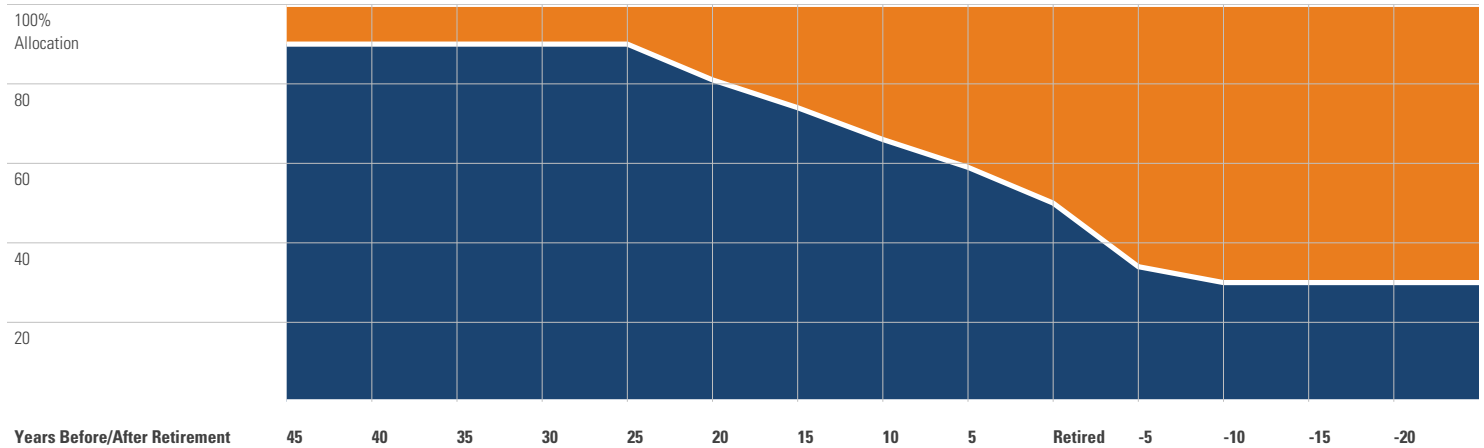
	Category	Super Sectors %				Avg Eff Duration	Credit Quality %			
		US Govt Debt	Mtg	US Credit	Non US		Inv Grade	Below Inv Grade	NR/NA	
1	Eaton Vance Income Fund of Boston R6	High Yield Bond	0.00	0.00	90.04	0.00	2.53	6.33	93.28	0.40
2	Vanguard Inflation-Protected Secs Adm	Inflation-Protected Bond	97.66	0.00	0.00	0.00	7.38	100.00	0.00	0.00
3	Baird Aggregate Bond Inst	Intermediate-Term Bond	24.33	25.13	41.86	0.00	5.87	99.70	0.30	0.00
4	PIMCO Income Instl	Multisector Bond	23.47	13.75	18.66	0.00	0.41	81.00	19.00	0.00
5	Federated Government Ultrashrt Dur R6	Ultrashort Bond	15.26	56.99	0.00	0.00	0.38	100.00	0.00	0.00
6	Templeton Global Bond R6	World Bond	76.93	0.00	0.06	0.00	-1.39	85.16	17.29	-2.44

SEACOAST UTILITY AUTHORITY DEFERRED

Target Date Analysis (Data as of 12-31-2019)

Target Date Allocation

● Stocks ● Cash ● Bonds ● Other



Target Date Portfolio Data

Asset Allocation %

	Total Stock	US Stock	Non-US Stock	Total Bond	Infl Prot Bond	HY Bond	Cash	Other	Avg Mkt Cap \$M
Vanguard Target Retirement 2015 Inv	36.49	21.75	14.74	60.91	20.82	0.00	2.34	0.26	33.06
Vanguard Target Retirement 2020 Inv	50.40	30.13	20.27	47.34	14.46	0.00	2.01	0.23	33.09
Vanguard Target Retirement 2025 Inv	60.17	36.03	24.14	37.80	0.00	0.00	1.79	0.23	33.17
Vanguard Target Retirement 2030 Inv	67.57	40.46	27.11	30.56	0.00	0.00	1.68	0.19	33.19
Vanguard Target Retirement 2035 Inv	74.98	44.91	30.07	23.31	0.00	0.00	1.56	0.16	33.13
Vanguard Target Retirement 2040 Inv	82.25	49.42	32.83	16.21	0.00	0.00	1.43	0.13	33.06
Vanguard Target Retirement 2045 Inv	88.93	53.47	35.46	9.66	0.00	0.00	1.32	0.09	33.07
Vanguard Target Retirement 2050 Inv	88.93	53.47	35.46	9.65	0.00	0.00	1.32	0.09	33.08
Vanguard Target Retirement 2055 Inv	88.95	53.49	35.46	9.63	0.00	0.00	1.33	0.09	33.04
Vanguard Target Retirement 2060 Inv	88.89	53.45	35.44	9.65	0.00	0.00	1.36	0.09	33.03
Vanguard Target Retirement 2065 Inv	88.88	53.45	35.43	9.70	0.00	0.00	1.33	0.09	—
Vanguard Target Retirement Income Inv	30.17	17.99	12.18	67.09	23.02	0.00	2.46	0.28	33.08