

# SAGINAW CONTROL AND ENGINEERING INC

## Screens Summary (Data as of 12-31-2019)

⊖ Fund Removed from Approved List    ⚠ Fund on Watch List

Name	Ticker	Asset Class	Trailing Performance and Risk				Management			Style		Expense			
			1 Yr	3 Yr	5 Yr	10 Yr	Pass/ Fail	Std Dev 3 Yr %	Beta 3 Yr %	Tenure	Pass/ Fail	Style Box	Pass/ Fail	Exp Ratio	Pass/ Fail
<b>US Stock</b>															
American Funds Invmt Co of Amer R6 <i>percentile rank</i> <i># of funds in category</i>	RICGX	Large Blend	24.92 87 1,394	12.03 77 1,210	9.82 60 1,065	11.73 67 815	✔	11.23	0.90	27.85	✔	☒	✔	0.29	✔
State St Russell Lg Cap Gr® Indx NL Cl C <i>percentile rank</i> <i># of funds in category</i>		Large Growth	36.37 17 1,363	20.40 28 1,230	14.57 17 1,098	15.17 13 822	✔	13.25	1.00	20.60	✔	☒	✔	-	—
State St Russell Lg Cp Val® Indx NL Cl C <i>percentile rank</i> <i># of funds in category</i>		Large Value	26.56 35 1,215	9.70 57 1,097	8.31 45 951	11.79 28 697	✔	12.01	1.00	20.94	✔	☒	✔	-	—
ClearBridge Mid Cap IS <i>percentile rank</i> <i># of funds in category</i>	LSIRX	Mid-Cap Blend	33.38 7 404	9.71 45 361	8.11 44 292	12.00 36 220	✔	14.22	1.07	14.65	✔	☒	✔	0.75	✔
State St Russell Sm Cap® Gr Indx NL Cl C <i>percentile rank</i> <i># of funds in category</i>		Small Growth	28.44 43 642	12.35 58 574	9.26 62 509	12.89 50 383	✔	16.58	1.00	10.41	✔	☒	✔	-	—
State St Russell Sm Cp® Val Indx NL Cl C <i>percentile rank</i> <i># of funds in category</i>		Small Value	22.24 46 419	4.79 35 387	6.93 26 346	10.53 38 237	✔	15.88	1.00	10.41	✔	☒	✔	-	—
<b>Non-US Stock</b>															
Vanguard Emerging Mkts Stock Idx Adm <i>percentile rank</i> <i># of funds in category</i>	VEMAX	Diversified Emerging Mkts	20.31 41 832	10.53 51 711	5.01 52 577	3.45 54 243	✔	13.64	0.94	11.35	✔	☒	✔	0.14	✔
American Funds Europacific Growth R6 <i>percentile rank</i> <i># of funds in category</i>	REGX	Foreign Large Blend	27.40 59 469	12.45 47 405	7.41 44 338	6.73 55 249	✔	12.25	1.07	18.59	✔	☒	✔	0.49	✔
Vanguard Developed Markets Index Admiral <i>percentile rank</i> <i># of funds in category</i>	VTMGX	Foreign Large Blend Index	22.05 42 736	9.69 38 632	6.18 21 498	5.74 26 377	✔	11.40	0.98	6.86	✔	☒	✔	0.07	✔
<b>Alternative</b>															
Vanguard Real Estate Index Admiral <i>percentile rank</i> <i># of funds in category</i>	VGSLX	Real Estate	28.94 29 259	8.37 46 224	7.17 38 200	11.97 29 138	✔	12.06	0.98	23.65	✔	—	✔	0.11	✔
<b>Fixed Income</b>															
Western Asset Core Plus Bond IS <i>percentile rank</i> <i># of funds in category</i>	WAPSX	Core Plus Bond	12.32 1 613	5.79 1 530	4.67 2 444	5.69 6 332	✔	3.46	1.04	13.01	✔	—	—	0.42	✔

# SAGINAW CONTROL AND ENGINEERING INC

## Screens Summary (Data as of 12-31-2019)

⊖ Fund Removed from Approved List
 ! Fund on Watch List

Name	Ticker	Asset Class	Trailing Performance and Risk				Management			Style		Expense			
			1 Yr	3 Yr	5 Yr	10 Yr	Pass/ Fail	Std Dev 3 Yr %	Beta 3 Yr %	Tenure	Pass/ Fail	Style Box	Pass/ Fail	Exp Ratio	Pass/ Fail
Vanguard Inflation-Protected Secs Adm	VAIPX	Inflation-Protected Bond	8.16	3.15	2.45	3.25	✓	2.96	0.98	8.37	✓	—	—	0.10	✓
<i>percentile rank</i>			45	35	33	23									
<i># of funds in category</i>			221	194	163	104									
Western Asset Core Bond IS	WACSX	Intermediate-Term Bond	10.55	4.94	4.02	5.22	✓	2.88	0.95	13.01	✓	☒	—	0.42	✓
<i>percentile rank</i>			1	1	1	1									
<i># of funds in category</i>			431	383	328	252									
Federated Government Ultrashrt Dur R6	FGULX	Ultrashort Bond	2.16	1.71	—	—	✓	0.24	0.02	22.49	✓	—	—	0.24	✓
<i>percentile rank</i>			93	85	—	—									
<i># of funds in category</i>			201	161	130	62									

### Target Date

American Funds 2010 Trgt Date Retire R6	RFTTX	Target Date	13.88	7.03	5.49	7.06	✓	4.43	0.94	12.92	✓	—	✓	0.31	✓
<i>percentile rank</i>			56	31	17	8									
<i># of funds in category</i>			134	96	83	62									
American Funds 2015 Trgt Date Retire R6	RFJTX	Target Date	14.94	7.53	5.85	7.51	✓	4.86	0.93	12.92	✓	—	✓	0.31	✓
<i>percentile rank</i>			62	35	30	5									
<i># of funds in category</i>			128	99	73	47									
American Funds 2020 Trgt Date Retire R6	RRCTX	Target Date	15.59	8.28	6.37	8.17	✓	5.30	0.91	12.92	✓	—	✓	0.31	✓
<i>percentile rank</i>			69	27	17	2									
<i># of funds in category</i>			234	199	157	93									
American Funds 2025 Trgt Date Retire R6	RFDTX	Target Date	17.85	9.47	7.12	9.15	✓	6.45	0.97	12.92	✓	—	✓	0.33	✓
<i>percentile rank</i>			68	20	5	1									
<i># of funds in category</i>			233	197	158	83									
American Funds 2030 Trgt Date Retire R6	RFETX	Target Date	20.06	10.86	8.07	9.88	✓	7.68	0.99	12.92	✓	—	✓	0.35	✓
<i>percentile rank</i>			60	4	1	1									
<i># of funds in category</i>			242	207	165	95									
American Funds 2035 Trgt Date Retire R6	RFCTX	Target Date	23.29	12.28	8.99	10.34	✓	9.14	1.02	12.92	✓	—	✓	0.37	✓
<i>percentile rank</i>			21	1	1	1									
<i># of funds in category</i>			230	194	155	80									
American Funds 2040 Trgt Date Retire R6	RFCTX	Target Date	24.40	12.76	9.30	10.54	✓	9.66	0.97	12.92	✓	—	✓	0.38	✓
<i>percentile rank</i>			28	1	1	1									
<i># of funds in category</i>			242	207	165	95									
American Funds 2045 Trgt Date Retire R6	RFHTX	Target Date	24.68	12.96	9.45	10.62	✓	9.89	0.95	12.92	✓	—	✓	0.38	✓
<i>percentile rank</i>			51	2	1	1									
<i># of funds in category</i>			230	194	155	79									
American Funds 2050 Trgt Date Retire R6	RFITX	Target Date	25.04	13.11	9.55	10.68	✓	10.02	0.95	12.92	✓	—	✓	0.39	✓
<i>percentile rank</i>			43	2	1	1									
<i># of funds in category</i>			242	207	165	77									
American Funds 2055 Trgt Date Retire R6	RFKTX	Target Date	25.09	13.11	9.54	—	✓	10.05	0.95	9.92	✓	—	✓	0.40	✓
<i>percentile rank</i>			45	2	1	—									
<i># of funds in category</i>			230	192	150	15									
American Funds 2060 Trgt Date Retire R6	RFUTX	Target Date	25.01	13.05	—	—	✓	10.02	0.94	4.77	✓	—	✓	0.41	✓
<i>percentile rank</i>			60	3	—	—									
<i># of funds in category</i>			216	147	34	—									

# SAGINAW CONTROL AND ENGINEERING INC

## Screens Summary (Data as of 12-31-2019)

⊖ Fund Removed from Approved List
 ! Fund on Watch List

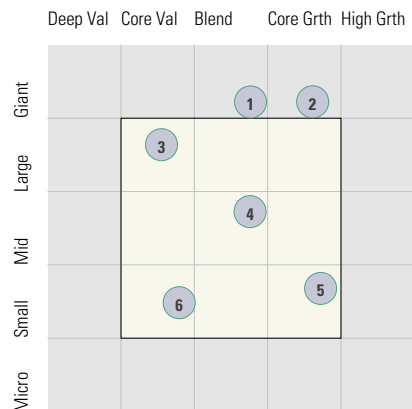
Name	Ticker	Asset Class	Trailing Performance and Risk				Management			Style		Expense			
			1 Yr	3 Yr	5 Yr	10 Yr	Pass/ Fail	Std Dev 3 Yr %	Beta 3 Yr %	Tenure	Pass/ Fail	Style Box	Pass/ Fail	Exp Ratio	Pass/ Fail
<b>Balanced</b>															
Vanguard LifeStrategy Cnsvr Gr Inv	VSCGX	Target Risk	15.68	7.59	5.67	6.62	✔	4.58	0.98	25.27	✔	—	✔	0.12	✔
<i>percentile rank</i>			36	16	18	29									
<i># of funds in category</i>			562	509	419	270									
Vanguard LifeStrategy Growth Inv	VASGX	Target Risk	23.13	10.97	7.91	9.35	✔	9.15	1.01	25.27	✔	—	✔	0.14	✔
<i>percentile rank</i>			32	19	19	23									
<i># of funds in category</i>			334	304	274	193									
Vanguard LifeStrategy Income Inv	VASIX	Target Risk	12.05	5.85	4.45	5.18	✔	2.82	0.32	25.27	✔	—	✔	0.11	✔
<i>percentile rank</i>			35	18	18	43									
<i># of funds in category</i>			200	183	158	91									
Vanguard LifeStrategy Moderate Gr Inv	VSMGX	Target Risk	19.37	9.30	6.82	8.08	✔	6.81	1.00	25.27	✔	—	✔	0.13	✔
<i>percentile rank</i>			53	37	34	44									
<i># of funds in category</i>			699	644	571	420									

# SAGINAW CONTROL AND ENGINEERING INC

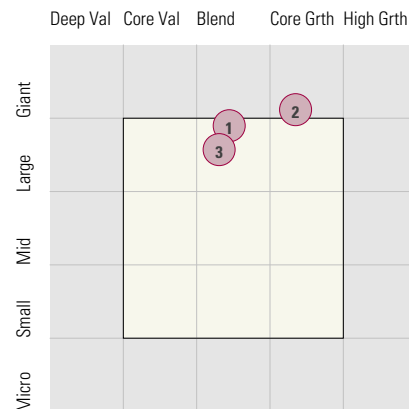
## Style Analysis (Data as of 12-31-2019)

### Style Analysis

Morningstar Style Box US Stock



Morningstar Style Box Non-US Stock



#### US Stock Funds

Fund	Category	Super Sectors %			Asset Allocation %			Avg Mkt Cap M\$
		Cyclical	Defensive	Sensitive	Cash	US Stock	Foreign	
1 American Funds Invmt Co of Amer R6	Large Blend	21.71	31.35	46.94	5.11	79.99	14.78	73.81
2 State St Russell Lg Cap Gr® Indx NL CI C	Large Growth	25.66	19.73	54.62	0.76	99.07	0.17	49.99
3 State St Russell Lg Cp Val® Indx NL CI C	Large Value	38.68	28.77	32.54	1.20	97.06	1.67	51.12
4 ClearBridge Mid Cap IS	Mid-Cap Blend	35.35	20.92	43.73	1.58	96.08	2.34	7.08
5 State St Russell Sm Cap® Gr Indx NL CI C	Small Growth	24.12	36.29	39.58	0.98	97.89	1.12	1.57
6 State St Russell Sm Cp® Val Indx NL CI C	Small Value	54.33	14.52	31.15	0.69	98.22	1.09	1.32

#### Non-US Stock Funds

Fund	Category	Super Sectors %			Regional Exposure %			Market Maturity %		
		Cyclical	Defensive	Sensitive	Americas	Greater Asia	Greater Europe	Developed	EM%	Avg Mkt Cap M\$
1 Vanguard Emerging Mkts Stock Idx Adm	Diversified Emerging Mkts	49.32	12.80	37.89	12.90	71.01	16.09	18.53	81.47	18.95
2 American Funds Europacific Growth R6	Foreign Large Blend	40.93	20.70	38.37	11.55	47.62	40.81	71.76	28.24	39.57
3 Vanguard Developed Markets Index Admiral	Foreign Large Blend Index	40.27	23.69	36.05	9.63	36.45	53.91	98.88	1.12	30.79

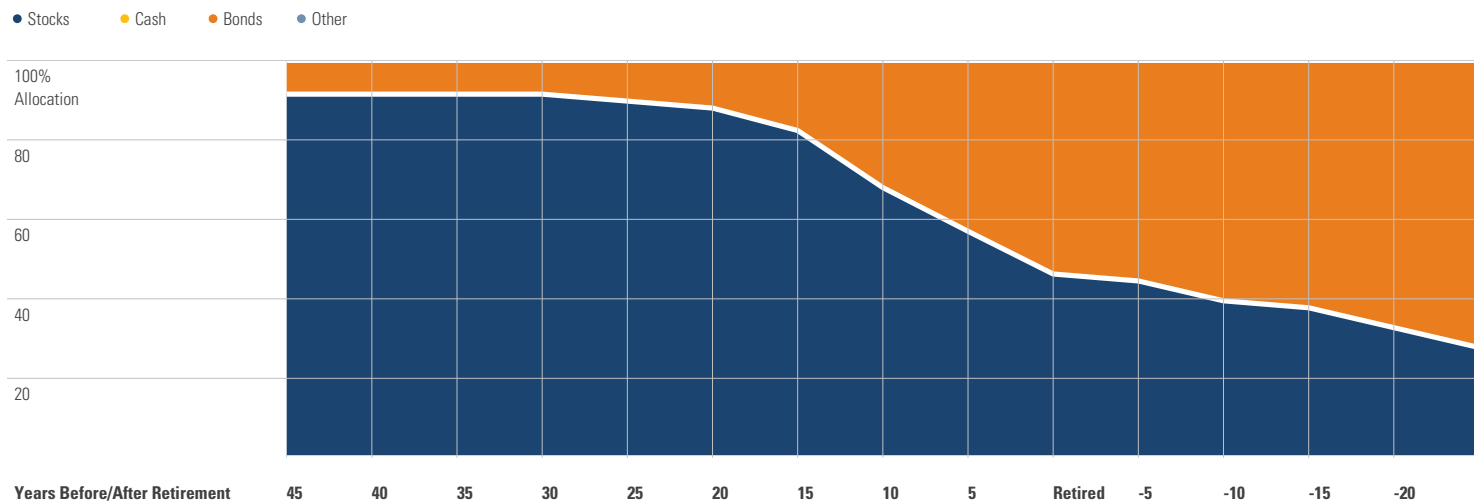
#### Fixed Income Funds

Fund	Category	Super Sectors %				Other Stats	Credit Quality %		
		US Govt Debt	Mtg	US Credit	Non US		Avg Eff Duration	Inv Grade	Below Inv Grade
1 Western Asset Core Plus Bond IS	Core Plus Bond	20.15	26.40	23.59	0.00	7.04	89.51	9.34	1.15
2 Vanguard Inflation-Protected Secs Adm	Inflation-Protected Bond	97.66	0.00	0.00	0.00	7.38	100.00	0.00	0.00
3 Western Asset Core Bond IS	Intermediate-Term Bond	21.85	39.03	28.03	0.00	6.23	98.54	0.25	1.21
4 Federated Government Ultrashrt Dur R6	Ultrashort Bond	15.26	56.99	0.00	0.00	0.38	100.00	0.00	0.00

# SAGINAW CONTROL AND ENGINEERING INC

## Target Date Analysis (Data as of 12-31-2019)

### Target Date Allocation



### Target Date Portfolio Data

	Asset Allocation %								
	Total Stock	US Stock	Non-US Stock	Total Bond	Infl Prot Bond	HY Bond	Cash	Other	Avg Mkt Cap \$M
American Funds 2010 Trgt Date Retire R6	38.23	26.71	11.52	53.65	13.92	5.03	7.26	0.87	61.97
American Funds 2015 Trgt Date Retire R6	42.86	29.93	12.93	49.33	14.77	4.99	6.97	0.83	60.10
American Funds 2020 Trgt Date Retire R6	45.02	32.10	12.92	47.25	15.02	4.57	6.93	0.80	54.76
American Funds 2025 Trgt Date Retire R6	54.53	37.01	17.52	38.10	14.42	0.94	6.68	0.68	47.62
American Funds 2030 Trgt Date Retire R6	63.77	42.91	20.86	28.93	14.79	0.79	6.70	0.60	45.00
American Funds 2035 Trgt Date Retire R6	77.26	50.82	26.44	15.99	12.24	0.32	6.23	0.51	43.38
American Funds 2040 Trgt Date Retire R6	81.79	53.77	28.02	11.16	4.11	0.29	6.57	0.47	43.20
American Funds 2045 Trgt Date Retire R6	83.14	54.69	28.45	9.80	4.03	0.20	6.55	0.51	43.56
American Funds 2050 Trgt Date Retire R6	84.49	56.16	28.33	8.48	4.05	0.12	6.55	0.48	43.58
American Funds 2055 Trgt Date Retire R6	84.48	56.15	28.33	8.49	4.05	0.12	6.55	0.48	43.54
American Funds 2060 Trgt Date Retire R6	84.50	56.16	28.34	8.49	4.05	0.12	6.55	0.48	—