

# WOODMOOR WATER AND SANITATION

## Screens Summary (Data as of 12-31-2019)

⊖ Fund Removed from Approved List    ⚠ Fund on Watch List

Name	Ticker	Asset Class	Trailing Performance and Risk				Management			Style		Expense				
			1 Yr	3 Yr	5 Yr	10 Yr	Pass/ Fail	Std Dev 3 Yr %	Beta 3 Yr %	Tenure	Pass/ Fail	Style Box	Pass/ Fail	Exp Ratio	Pass/ Fail	
<b>US Stock</b>																
Vanguard 500 Index Admiral	VFIAX	Large Blend Index	31.46	15.23	11.66	13.52	✔	12.10	1.00	3.68	✔	☐	✔	0.04	✔	
<i>percentile rank</i>			24	18	10	8										
<i># of funds in category</i>			1,394	1,210	1,065	815										
MFS Growth R6	MFEKX	Large Growth	37.81	22.84	15.36	—	✔	12.96	0.95	17.76	✔	☐	✔	0.57	✔	
<i>percentile rank</i>			10	8	8	—										
<i># of funds in category</i>			1,363	1,230	1,098	822										
Invesco Diversified Dividend R6	LCEFX	Large Value	25.58	8.08	8.17	—	✔	9.31	0.74	17.01	✔	☐	✔	0.41	✔	
<i>percentile rank</i>			48	83	48	—										
<i># of funds in category</i>			1,215	1,097	951	697										
Vanguard Mid Cap Index Admiral	VIMAX	Mid-Cap Blend	31.03	12.36	9.25	13.08	✔	13.00	0.99	21.63	✔	☐	✔	0.05	✔	
<i>percentile rank</i>			13	11	17	7										
<i># of funds in category</i>			404	361	292	220										
PGIM Jennison Small Company R6	PJSQX	Small Growth	28.99	10.41	8.15	—	✔	15.19	0.89	19.67	✔	☐	✖	0.69	✔	
<i>percentile rank</i>			38	72	79	—										
<i># of funds in category</i>			642	574	509	383										
DFA US Small Cap Value I	DFSVX	Small Value	18.12	2.44	4.91	10.68	✔	17.93	1.12	7.84	✔	☐	✔	0.52	✔	
<i>percentile rank</i>			82	75	60	35										
<i># of funds in category</i>			419	387	346	237										
<b>Non-US Stock</b>																
Invesco Oppenheimer Developing Mkts R6	ODVIX	Diversified Emerging Mkts	24.53	14.13	6.62	—	✔	13.45	0.90	12.68	✔	☐	✔	0.83	✔	
<i>percentile rank</i>			20	13	21	—										
<i># of funds in category</i>			832	711	577	243										
American Funds Intl Gr and Inc R6	RIGGX	Foreign Large Blend	27.54	11.49	5.51	6.13	✔	11.43	0.98	11.25	✔	☐	✔	0.57	✔	
<i>percentile rank</i>			5	5	49	14										
<i># of funds in category</i>			736	632	498	377										
Vanguard Developed Markets Index Admiral	VTMGX	Foreign Large Blend Index	22.05	9.69	6.18	5.74	✔	11.40	0.98	6.86	✔	☐	✔	0.07	✔	
<i>percentile rank</i>			42	38	21	26										
<i># of funds in category</i>			736	632	498	377										
<b>Alternative</b>																
Vanguard Real Estate Index Admiral	VGSLX	Real Estate	28.94	8.37	7.17	11.97	✔	12.06	0.98	23.65	✔	—	✔	0.11	✔	
<i>percentile rank</i>			29	46	38	29										
<i># of funds in category</i>			259	224	200	138										
<b>Fixed Income</b>																
Vanguard Inflation-Protected Secs Adm	VAIPX	Inflation-Protected Bond	8.16	3.15	2.45	3.25	✔	2.96	0.98	8.37	✔	—	—	0.10	✔	
<i>percentile rank</i>			45	35	33	23										
<i># of funds in category</i>			221	194	163	104										

# WOODMOOR WATER AND SANITATION

## Screens Summary (Data as of 12-31-2019)


⊖ Fund Removed from Approved List    ⚠ Fund on Watch List

Name	Ticker	Asset Class	Trailing Performance and Risk				Management			Style		Expense			
			1 Yr	3 Yr	5 Yr	10 Yr	Pass/Fail	Std Dev 3 Yr %	Beta 3 Yr %	Tenure	Pass/Fail	Style Box	Pass/Fail	Exp Ratio	Pass/Fail
Baird Aggregate Bond Inst	BAGIX	Intermediate-Term Bond	9.48	4.38	3.43	4.65	✔	2.89	0.99	19.27	✔	☒	—	0.30	✔
<i>percentile rank</i>			15	10	8	8									
<i># of funds in category</i>			431	383	328	252									
PIMCO Income Instl	PIMIX	Multisector Bond	8.05	5.68	5.66	8.76	✔	1.92	0.21	12.76	✔	—	—	1.05	✔
<i>percentile rank</i>			78	20	6	1									
<i># of funds in category</i>			302	265	223	120									
Federated Government Ultrashrt Dur R6	FGULX	Ultrashort Bond	2.16	1.71	—	—	✔	0.24	0.02	22.49	✔	—	—	0.24	✔
<i>percentile rank</i>			93	85	—	—									
<i># of funds in category</i>			201	161	130	62									









Target Date															
Vanguard Target Retirement 2015 Inv	VTXVX	Target Date	14.81	7.50	5.59	7.25	✔	4.57	0.90	6.86	✔	—	✔	0.13	✔
<i>percentile rank</i>			69	38	43	33									
<i># of funds in category</i>			128	99	73	47									
Vanguard Target Retirement 2020 Inv	VTWNX	Target Date	17.63	8.72	6.42	8.03	✔	6.01	1.05	6.86	✔	—	✔	0.13	✔
<i>percentile rank</i>			28	17	16	9									
<i># of funds in category</i>			234	199	157	93									
Vanguard Target Retirement 2025 Inv	VTTVX	Target Date	19.63	9.57	6.99	8.59	✔	7.05	1.07	6.86	✔	—	✔	0.13	✔
<i>percentile rank</i>			22	16	14	12									
<i># of funds in category</i>			233	197	158	83									
Vanguard Target Retirement 2030 Inv	VTHRX	Target Date	21.07	10.24	7.41	9.07	✔	7.93	1.03	6.86	✔	—	✔	0.14	✔
<i>percentile rank</i>			32	22	24	15									
<i># of funds in category</i>			242	207	165	95									
Vanguard Target Retirement 2035 Inv	VTTX	Target Date	22.44	10.86	7.81	9.54	✔	8.79	0.99	6.86	✔	—	✔	0.14	✔
<i>percentile rank</i>			42	30	28	15									
<i># of funds in category</i>			230	194	155	80									
Vanguard Target Retirement 2040 Inv	VFORX	Target Date	23.86	11.48	8.20	9.87	✔	9.69	0.99	6.86	✔	—	✔	0.14	✔
<i>percentile rank</i>			43	29	25	17									
<i># of funds in category</i>			242	207	165	95									
Vanguard Target Retirement 2045 Inv	VTIVX	Target Date	24.94	11.80	8.41	9.98	✔	10.32	1.00	6.86	✔	—	✔	0.15	✔
<i>percentile rank</i>			43	26	22	15									
<i># of funds in category</i>			230	194	155	79									
Vanguard Target Retirement 2050 Inv	VFIFX	Target Date	24.98	11.80	8.41	9.98	✔	10.34	0.99	6.86	✔	—	✔	0.15	✔
<i>percentile rank</i>			47	32	26	18									
<i># of funds in category</i>			242	207	165	77									
Vanguard Target Retirement 2055 Inv	VFFVX	Target Date	24.98	11.80	8.38	—	✔	10.32	0.98	6.86	✔	—	✔	0.15	✔
<i>percentile rank</i>			51	39	33	—									
<i># of funds in category</i>			230	192	150	15									
Vanguard Target Retirement 2060 Inv	VTTX	Target Date	24.96	11.79	8.38	—	✔	10.33	0.99	6.86	✔	—	✔	0.15	✔
<i>percentile rank</i>			66	43	60	—									
<i># of funds in category</i>			216	147	34	—									
Vanguard Target Retirement 2065 Inv	VLXVX	Target Date	24.96	—	—	—	—	—	—	2.47	✖	—	✔	0.15	✔
<i>percentile rank</i>			64	—	—	—									
<i># of funds in category</i>			216	147	34	—									

# WOODMOOR WATER AND SANITATION

## Screens Summary (Data as of 12-31-2019)

 Fund Removed from Approved List

 Fund on Watch List

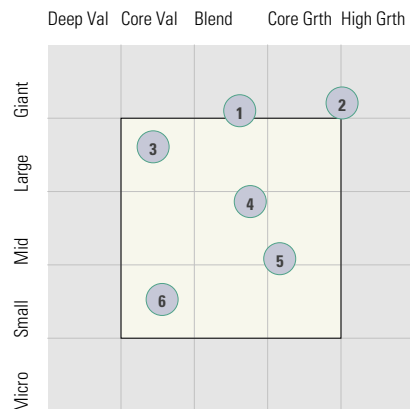
Name	Ticker	Asset Class	Trailing Performance and Risk							Management		Style		Expense	
			1 Yr	3 Yr	5 Yr	10 Yr	Pass/ Fail	Std Dev 3 Yr %	Beta 3 Yr %	Tenure	Pass/ Fail	Style Box	Pass/ Fail	Exp Ratio	Pass/ Fail
Vanguard Target Retirement Income Inv	VTINX	Target Date	13.16	6.36	4.80	5.82		3.55	0.84	6.86		—		0.12	
<i>percentile rank</i>			<i>49</i>	<i>36</i>	<i>28</i>	<i>23</i>									
<i># of funds in category</i>			<i>184</i>	<i>158</i>	<i>132</i>	<i>88</i>									
<b>Balanced</b>															
American Funds American Balanced R6	RLBGX	Moderate Allocation	19.55	10.56	8.47	10.48		7.00	1.01	21.01		—		0.28	
<i>percentile rank</i>			<i>48</i>	<i>12</i>	<i>6</i>	<i>5</i>									
<i># of funds in category</i>			<i>699</i>	<i>644</i>	<i>571</i>	<i>420</i>									

# WOODMOOR WATER AND SANITATION

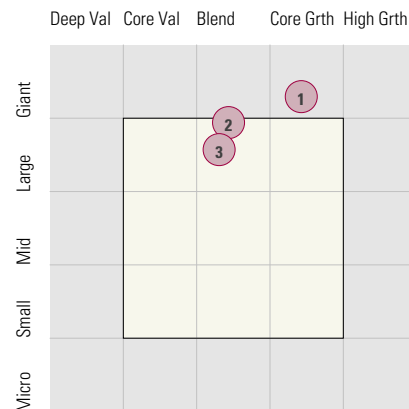
## Style Analysis (Data as of 12-31-2019)

### Style Analysis

Morningstar Style Box US Stock



Morningstar Style Box Non-US Stock



#### US Stock Funds

	Category	Super Sectors %			Asset Allocation %			Avg Mkt Cap M\$	
		Cyclical	Defensive	Sensitive	Cash	US Stock	Foreign		
1	Vanguard 500 Index Admiral	Large Blend Index	30.69	25.24	44.08	0.35	98.70	0.95	71.43
2	MFS Growth R6	Large Growth	33.00	18.53	48.45	1.55	96.83	1.62	50.98
3	Invesco Diversified Dividend R6	Large Value	23.88	52.61	23.51	4.52	76.96	18.52	28.04
4	Vanguard Mid Cap Index Admiral	Mid-Cap Blend	39.14	21.90	38.96	0.77	97.44	1.78	10.75
5	PGIM Jennison Small Company R6	Small Growth	46.04	20.46	33.50	4.17	91.93	3.90	2.55
6	DFA US Small Cap Value I	Small Value	46.48	8.93	44.57	1.27	96.66	2.06	1.30

#### Non-US Stock Funds

	Category	Super Sectors %			Regional Exposure %			Market Maturity %			
		Cyclical	Defensive	Sensitive	Americas	Greater Asia	Greater Europe	Developed	EM%	Avg Mkt Cap M\$	
1	Invesco Oppenheimer Developing Mkts R6	Diversified Emerging Mkts	62.18	12.38	25.44	18.25	59.19	22.56	27.27	72.73	18.22
2	American Funds Intl Gr and Inc R6	Foreign Large Blend	37.17	24.91	37.91	14.70	30.35	54.96	82.18	17.82	28.99
3	Vanguard Developed Markets Index Admiral	Foreign Large Blend Index	40.27	23.69	36.05	9.63	36.45	53.91	98.88	1.12	30.79

#### Fixed Income Funds

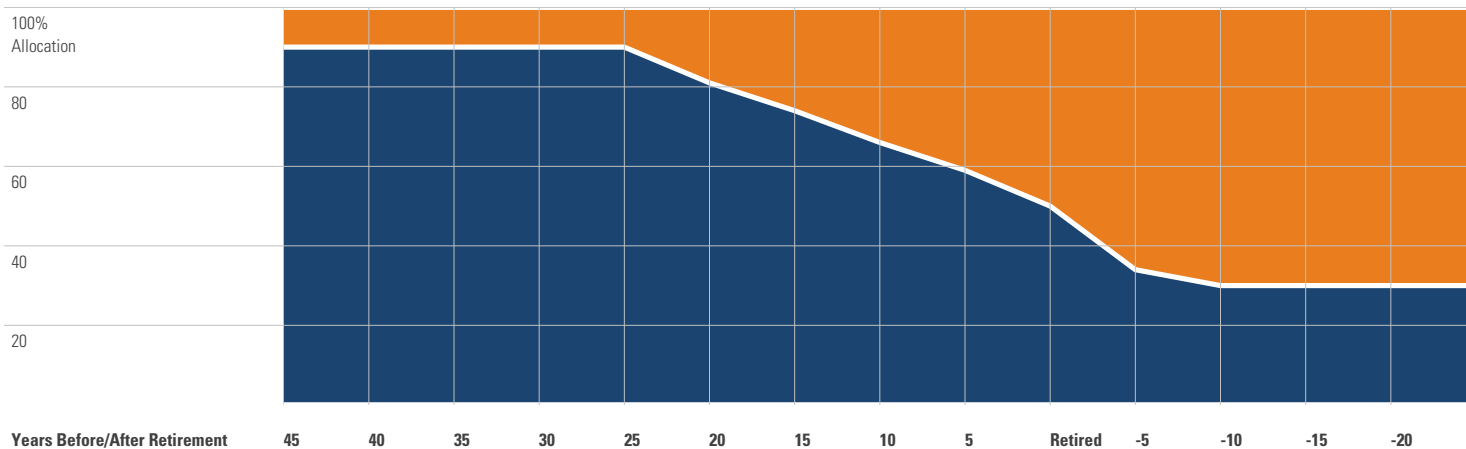
	Category	Super Sectors %				Other Stats		Credit Quality %		
		US Govt Debt	Mtg	US Credit	Non US	Avg Eff Duration	Inv Grade	Below Inv Grade	NR/NA	
1	Vanguard Inflation-Protected Secs Adm	Inflation-Protected Bond	97.66	0.00	0.00	0.00	7.38	100.00	0.00	0.00
2	Baird Aggregate Bond Inst	Intermediate-Term Bond	24.33	25.13	41.86	0.00	5.87	99.70	0.30	0.00
3	PIMCO Income Instl	Multisector Bond	23.47	13.75	18.66	0.00	0.41	81.00	19.00	0.00
4	Federated Government Ultrashrt Dur R6	Ultrashort Bond	15.26	56.99	0.00	0.00	0.38	100.00	0.00	0.00

# WOODMOOR WATER AND SANITATION

## Target Date Analysis (Data as of 12-31-2019)

### Target Date Allocation

● Stocks ● Cash ● Bonds ● Other



### Target Date Portfolio Data

#### Asset Allocation %

	Total Stock	US Stock	Non-US Stock	Total Bond	Infl Prot Bond	HY Bond	Cash	Other	Avg Mkt Cap \$M
Vanguard Target Retirement 2015 Inv	36.49	21.75	14.74	60.91	20.82	0.00	2.34	0.26	33.06
Vanguard Target Retirement 2020 Inv	50.40	30.13	20.27	47.34	14.46	0.00	2.01	0.23	33.09
Vanguard Target Retirement 2025 Inv	60.17	36.03	24.14	37.80	0.00	0.00	1.79	0.23	33.17
Vanguard Target Retirement 2030 Inv	67.57	40.46	27.11	30.56	0.00	0.00	1.68	0.19	33.19
Vanguard Target Retirement 2035 Inv	74.98	44.91	30.07	23.31	0.00	0.00	1.56	0.16	33.13
Vanguard Target Retirement 2040 Inv	82.25	49.42	32.83	16.21	0.00	0.00	1.43	0.13	33.06
Vanguard Target Retirement 2045 Inv	88.93	53.47	35.46	9.66	0.00	0.00	1.32	0.09	33.07
Vanguard Target Retirement 2050 Inv	88.93	53.47	35.46	9.65	0.00	0.00	1.32	0.09	33.08
Vanguard Target Retirement 2055 Inv	88.95	53.49	35.46	9.63	0.00	0.00	1.33	0.09	33.04
Vanguard Target Retirement 2060 Inv	88.89	53.45	35.44	9.65	0.00	0.00	1.36	0.09	33.03
Vanguard Target Retirement 2065 Inv	88.88	53.45	35.43	9.70	0.00	0.00	1.33	0.09	—
Vanguard Target Retirement Income Inv	30.17	17.99	12.18	67.09	23.02	0.00	2.46	0.28	33.08