

# WORLDQUANT LLC 401K SAVINGS AND

## Screens Summary (Data as of 12-31-2019)

⊖ Fund Removed from Approved List    ⚠ Fund on Watch List

Name	Ticker	Asset Class	Trailing Performance and Risk				Management			Style		Expense				
			1 Yr	3 Yr	5 Yr	10 Yr	Pass/ Fail	Std Dev 3 Yr %	Beta 3 Yr %	Tenure	Pass/ Fail	Style Box	Pass/ Fail	Exp Ratio	Pass/ Fail	
<b>US Stock</b>																
Vanguard 500 Index Admiral	VFIAX	Large Blend Index	31.46	15.23	11.66	13.52	✔	12.10	1.00	3.68	✔	☒	✔	0.04	✔	
<i>percentile rank</i>			24	18	10	8										
<i># of funds in category</i>			1,394	1,210	1,065	815										
Vanguard FTSE Social Index Admiral	VFTAX	Large Blend Index	—	—	—	—	—	—	—	4.03	✔	☒	✘	0.14	✔	
<i>percentile rank</i>			—	—	—	—										
<i># of funds in category</i>			1,394	1,210	1,065	815										
JPMorgan Large Cap Growth R6	JLGMX	Large Growth	39.39	24.71	15.52	—	✔	15.21	1.09	15.42	✔	☒	✔	0.43	✔	
<i>percentile rank</i>			4	3	7	—										
<i># of funds in category</i>			1,363	1,230	1,098	822										
American Funds Washington Mutual R6	RWMGX	Large Value	25.93	13.90	10.96	13.09	✔	10.28	0.83	22.52	✔	☒	✔	0.29	✔	
<i>percentile rank</i>			82	49	35	28										
<i># of funds in category</i>			1,394	1,210	1,065	815										
Vanguard Value Index Adm	VVIAX	Large Value	25.82	11.70	10.06	12.48	✔	11.92	0.99	25.02	✔	☒	✔	0.05	✔	
<i>percentile rank</i>			44	21	9	13										
<i># of funds in category</i>			1,215	1,097	951	697										
Vanguard Mid-Cap Growth Index Admiral	VMGMX	Mid-Cap Growth	33.86	15.46	10.23	—	✔	13.24	0.93	6.86	✔	☒	✔	0.07	✔	
<i>percentile rank</i>			42	54	55	—										
<i># of funds in category</i>			619	566	502	386										
Vanguard Mid-Cap Value Index Admiral	VMVAX	Mid-Cap Value	27.99	9.47	8.23	—	✔	13.39	1.02	13.38	✔	☒	✔	0.07	✔	
<i>percentile rank</i>			32	18	25	—										
<i># of funds in category</i>			422	377	342	233										
Vanguard Small Cap Growth Index Admiral	VSGAX	Small Growth	32.76	15.14	10.51	—	✔	15.56	0.92	15.01	✔	☒	✘	0.07	✔	
<i>percentile rank</i>			27	39	42	—										
<i># of funds in category</i>			642	574	509	383										
Vanguard Small Cap Value Index Admiral	VSIAX	Small Value	22.76	6.40	7.46	—	✔	15.00	0.93	3.68	✔	☒	✘	0.07	✔	
<i>percentile rank</i>			35	15	18	—										
<i># of funds in category</i>			419	387	346	237										
<b>Non-US Stock</b>																
American Funds New World R6	RNWGX	Diversified Emerging Mkts	28.03	14.46	8.10	6.76	✔	11.26	0.74	20.55	✔	☒	✔	0.61	✔	
<i>percentile rank</i>			9	10	6	1										
<i># of funds in category</i>			832	711	577	243										
Vanguard Developed Markets Index Admiral	VTMGX	Foreign Large Blend Index	22.05	9.69	6.18	5.74	✔	11.40	0.98	6.86	✔	☒	✔	0.07	✔	
<i>percentile rank</i>			42	38	21	26										
<i># of funds in category</i>			736	632	498	377										
Vanguard International Growth Adm	VWILX	Foreign Large Growth	31.48	18.06	10.76	8.84	✔	15.38	1.30	16.91	✔	☒	✔	0.32	✔	
<i>percentile rank</i>			22	4	5	11										
<i># of funds in category</i>			469	405	338	249										
Vanguard International Value Inv	VTRIX	Foreign Large Value	20.39	9.61	5.17	4.91	✔	11.56	1.04	11.63	✔	☒	✘	0.37	✔	
<i>percentile rank</i>			21	6	13	29										
<i># of funds in category</i>			347	305	253	165										

# WORLDQUANT LLC 401K SAVINGS AND

## Screens Summary (Data as of 12-31-2019)

⊖ Fund Removed from Approved List    ⚠ Fund on Watch List

Name	Ticker	Asset Class	Trailing Performance and Risk				Management			Style		Expense			
			1 Yr	3 Yr	5 Yr	10 Yr	Pass/ Fail	Std Dev 3 Yr %	Beta 3 Yr %	Tenure	Pass/ Fail	Style Box	Pass/ Fail	Exp Ratio	Pass/ Fail
American Funds New Perspective R6 <i>percentile rank</i> <i># of funds in category</i>	RNPGX	World Stock	30.48 19 876	16.79 13 728	11.45 10 610	11.15 7 370	✔	11.96	0.96	19.09	✔	☒	✔	0.44	✔
<b>Alternative</b>															
PIMCO Commodity Real Return Strat I2 <i>percentile rank</i> <i># of funds in category</i>	PCRPX	Commodities Broad Basket	12.21 11 131	-0.28 49 107	-3.38 49 97	-3.42 20 36	✔	9.76	1.11	5.00	✔	—	—	1.56	✖
Vanguard Real Estate Index Admiral <i>percentile rank</i> <i># of funds in category</i>	VGSLX	Real Estate	28.94 29 259	8.37 46 224	7.17 38 200	11.97 29 138	✔	12.06	0.98	23.65	✔	—	✔	0.11	✔
<b>Fixed Income</b>															
Baird Core Plus Bond Inst <i>percentile rank</i> <i># of funds in category</i>	BCOIX	Core Plus Bond	10.11 23 613	4.66 19 530	3.75 13 444	4.92 16 332	✔	2.74	0.92	19.27	✔	—	—	0.30	✔
BlackRock High Yield Bond K <i>percentile rank</i> <i># of funds in category</i>	BRHYX	High Yield Bond	15.58 13 713	6.77 7 618	5.91 13 543	8.02 3 340	✔	4.32	1.02	12.01	✔	—	—	0.49	✔
American Century Inflation Adjs Bond R5 <i>percentile rank</i> <i># of funds in category</i>	AIANX	Inflation- Protected Bond	8.07 50 221	2.96 49 194	2.33 39 163	3.00 41 104	✔	2.96	0.97	18.10	✔	—	—	0.27	✔
Vanguard Total Bond Market Index Adm <i>percentile rank</i> <i># of funds in category</i>	VBTLX	Intermediate- Term Bond	8.71 34 431	4.02 28 383	3.00 32 328	3.68 47 252	✔	2.94	1.01	6.86	✔	☒	—	0.05	✔
AB Global Bond I <i>percentile rank</i> <i># of funds in category</i>	ANAIX	World Bond	7.59 68 102	3.63 67 72	3.46 39 57	4.45 35 37	✔	2.01	0.57	27.78	✔	—	—	0.55	✔
<b>Target Date</b>															
Vanguard Target Retirement 2015 Inv <i>percentile rank</i> <i># of funds in category</i>	VTXVX	Target Date	14.81 69 128	7.50 38 99	5.59 43 73	7.25 33 47	✔	4.57	0.90	6.86	✔	—	✔	0.13	✔
Vanguard Target Retirement 2020 Inv <i>percentile rank</i> <i># of funds in category</i>	VTWNX	Target Date	17.63 28 234	8.72 17 199	6.42 16 157	8.03 9 93	✔	6.01	1.05	6.86	✔	—	✔	0.13	✔
Vanguard Target Retirement 2025 Inv <i>percentile rank</i> <i># of funds in category</i>	VTTVX	Target Date	19.63 22 233	9.57 16 197	6.99 14 158	8.59 12 83	✔	7.05	1.07	6.86	✔	—	✔	0.13	✔
Vanguard Target Retirement 2030 Inv <i>percentile rank</i> <i># of funds in category</i>	VTHRX	Target Date	21.07 32 242	10.24 22 207	7.41 24 165	9.07 15 95	✔	7.93	1.03	6.86	✔	—	✔	0.14	✔

# WORLDQUANT LLC 401K SAVINGS AND

## Screens Summary (Data as of 12-31-2019)

⊖ Fund Removed from Approved List    ⚠ Fund on Watch List

Name	Ticker	Asset Class	Trailing Performance and Risk				Management		Style		Expense				
			1 Yr	3 Yr	5 Yr	10 Yr	Pass/ Fail	Std Dev 3 Yr %	Beta 3 Yr %	Tenure	Pass/ Fail	Style Box	Pass/ Fail	Exp Ratio	Pass/ Fail
Vanguard Target Retirement 2035 Inv <i>percentile rank</i> <i># of funds in category</i>	VTTHX	Target Date	22.44 42 230	10.86 30 194	7.81 28 155	9.54 15 80	✔	8.79	0.99	6.86	✔	—	✔	0.14	✔
Vanguard Target Retirement 2040 Inv <i>percentile rank</i> <i># of funds in category</i>	VFORX	Target Date	23.86 43 242	11.48 29 207	8.20 25 165	9.87 17 95	✔	9.69	0.99	6.86	✔	—	✔	0.14	✔
Vanguard Target Retirement 2045 Inv <i>percentile rank</i> <i># of funds in category</i>	VTIVX	Target Date	24.94 43 230	11.80 26 194	8.41 22 155	9.98 15 79	✔	10.32	1.00	6.86	✔	—	✔	0.15	✔
Vanguard Target Retirement 2050 Inv <i>percentile rank</i> <i># of funds in category</i>	VFIFX	Target Date	24.98 47 242	11.80 32 207	8.41 26 165	9.98 18 77	✔	10.34	0.99	6.86	✔	—	✔	0.15	✔
Vanguard Target Retirement 2055 Inv <i>percentile rank</i> <i># of funds in category</i>	VFFVX	Target Date	24.98 51 230	11.80 39 192	8.38 33 150	— — 15	✔	10.32	0.98	6.86	✔	—	✔	0.15	✔
Vanguard Target Retirement 2060 Inv <i>percentile rank</i> <i># of funds in category</i>	VTTSX	Target Date	24.96 66 216	11.79 43 147	8.38 60 34	— — —	✔	10.33	0.99	6.86	✔	—	✔	0.15	✔
Vanguard Target Retirement 2065 Inv <i>percentile rank</i> <i># of funds in category</i>	VLXVX	Target Date	24.96 64 216	— — 147	— — 34	— — —	—	—	—	2.47	✖	—	✔	0.15	✔
Vanguard Target Retirement Income Inv <i>percentile rank</i> <i># of funds in category</i>	VTINX	Target Date	13.16 49 184	6.36 36 158	4.80 28 132	5.82 23 88	✔	3.55	0.84	6.86	✔	—	✔	0.12	✔

### Balanced

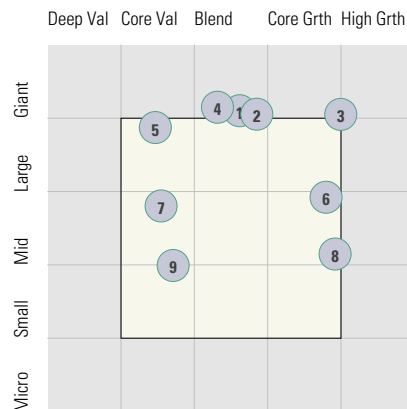
American Funds American Balanced R6 <i>percentile rank</i> <i># of funds in category</i>	RLBGX	Moderate Allocation	19.55 48 699	10.56 12 644	8.47 6 571	10.48 5 420	✔	7.00	1.01	21.01	✔	—	✖	0.28	✔
--	-------	------------------------	--------------------	--------------------	------------------	-------------------	---	------	------	-------	---	---	---	------	---

# WORLDQUANT LLC 401K SAVINGS AND

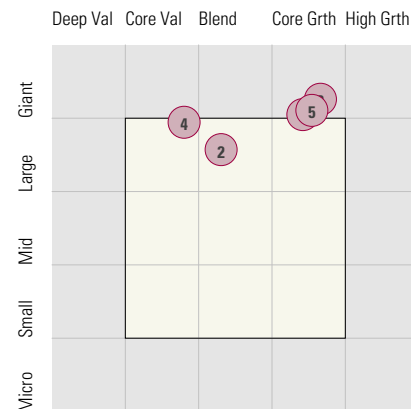
## Style Analysis (Data as of 12-31-2019)

### Style Analysis

Morningstar Style Box US Stock



Morningstar Style Box Non-US Stock



#### US Stock Funds

Fund Rank	Fund Name	Category	Super Sectors %			Asset Allocation %			Avg Mkt Cap M\$
			Cyclical	Defensive	Sensitive	Cash	US Stock	Foreign	
1	Vanguard 500 Index Admiral	Large Blend Index	30.69	25.24	44.08	0.35	98.70	0.95	71.43
2	Vanguard FTSE Social Index Admiral	Large Blend Index	33.03	23.56	43.41	0.26	97.98	1.74	-
3	JPMorgan Large Cap Growth R6	Large Growth	37.38	16.43	46.19	3.14	92.19	4.68	58.43
4	American Funds Washington Mutual R6	Large Value	28.19	25.23	46.59	3.72	87.81	8.16	92.42
5	Vanguard Value Index Adm	Large Value	29.84	37.53	32.63	0.15	99.02	0.83	74.71
6	Vanguard Mid-Cap Growth Index Admiral	Mid-Cap Growth	30.13	20.10	49.76	0.38	98.54	1.08	11.59
7	Vanguard Mid-Cap Value Index Admiral	Mid-Cap Value	47.80	23.91	28.29	0.21	97.32	2.47	9.97
8	Vanguard Small Cap Growth Index Admiral	Small Growth	28.02	24.72	47.27	2.08	97.21	0.71	2.95
9	Vanguard Small Cap Value Index Admiral	Small Value	52.45	15.12	32.43	1.38	97.50	1.11	2.79

#### Non-US Stock Funds

Fund Rank	Fund Name	Category	Super Sectors %			Regional Exposure %			Market Maturity %		
			Cyclical	Defensive	Sensitive	Americas	Greater Asia	Greater Europe	Developed	EM%	Avg Mkt Cap M\$
1	American Funds New World R6	Diversified Emerging Mkts	39.95	20.19	39.88	35.13	39.84	25.04	59.32	40.68	20.17
2	Vanguard Developed Markets Index Admiral	Foreign Large Blend Index	40.27	23.69	36.05	9.63	36.45	53.91	98.88	1.12	30.79
3	Vanguard International Growth Adm	Foreign Large Growth	44.59	20.93	34.49	13.68	38.62	47.71	75.72	24.28	31.23
4	Vanguard International Value Inv	Foreign Large Value	33.27	21.85	44.88	7.63	37.88	54.50	89.21	10.79	33.22
5	American Funds New Perspective R6	World Stock	35.92	22.64	41.44	58.10	14.02	27.87	94.81	5.19	55.05

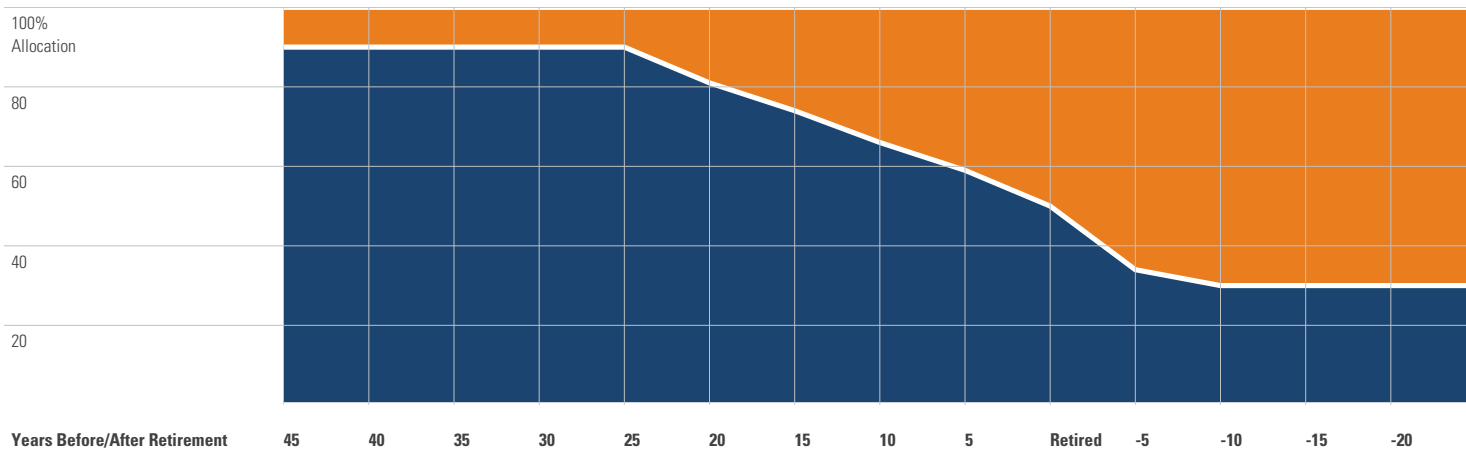
#### Fixed Income Funds

Fund Rank	Fund Name	Category	Super Sectors %				Other Stats	Credit Quality %		
			US Govt Debt	Mtg	US Credit	Non US		Avg Eff Duration	Inv Grade	Below Inv Grade
1	Baird Core Plus Bond Inst	Core Plus Bond	17.63	21.34	51.18	0.00	5.68	96.80	2.90	0.30
2	BlackRock High Yield Bond K	High Yield Bond	0.03	0.00	90.24	0.00	3.11	4.65	95.10	0.25
3	American Century Inflation Adjs Bond R5	Inflation-Protected Bond	89.04	0.89	3.13	0.00	7.40	100.54	0.17	-0.71
4	Vanguard Total Bond Market Index Adm	Intermediate-Term Bond	46.34	22.94	27.53	0.00	6.26	100.00	0.00	0.00
5	AB Global Bond I	World Bond	32.56	5.09	14.76	0.00	6.96	88.87	5.92	5.21

# WORLDQUANT LLC 401K SAVINGS AND Target Date Analysis (Data as of 12-31-2019)

## Target Date Allocation

● Stocks ● Cash ● Bonds ● Other



## Target Date Portfolio Data

### Asset Allocation %

	Total Stock	US Stock	Non-US Stock	Total Bond	Infl Prot Bond	HY Bond	Cash	Other	Avg Mkt Cap \$M
Vanguard Target Retirement 2015 Inv	36.49	21.75	14.74	60.91	20.82	0.00	2.34	0.26	33.06
Vanguard Target Retirement 2020 Inv	50.40	30.13	20.27	47.34	14.46	0.00	2.01	0.23	33.09
Vanguard Target Retirement 2025 Inv	60.17	36.03	24.14	37.80	0.00	0.00	1.79	0.23	33.17
Vanguard Target Retirement 2030 Inv	67.57	40.46	27.11	30.56	0.00	0.00	1.68	0.19	33.19
Vanguard Target Retirement 2035 Inv	74.98	44.91	30.07	23.31	0.00	0.00	1.56	0.16	33.13
Vanguard Target Retirement 2040 Inv	82.25	49.42	32.83	16.21	0.00	0.00	1.43	0.13	33.06
Vanguard Target Retirement 2045 Inv	88.93	53.47	35.46	9.66	0.00	0.00	1.32	0.09	33.07
Vanguard Target Retirement 2050 Inv	88.93	53.47	35.46	9.65	0.00	0.00	1.32	0.09	33.08
Vanguard Target Retirement 2055 Inv	88.95	53.49	35.46	9.63	0.00	0.00	1.33	0.09	33.04
Vanguard Target Retirement 2060 Inv	88.89	53.45	35.44	9.65	0.00	0.00	1.36	0.09	33.03
Vanguard Target Retirement 2065 Inv	88.88	53.45	35.43	9.70	0.00	0.00	1.33	0.09	—
Vanguard Target Retirement Income Inv	30.17	17.99	12.18	67.09	23.02	0.00	2.46	0.28	33.08