

A AUTIELLO CONSTRUCTION CO INC 401K

Screens Summary (Data as of 12-31-2020)

⊖ Fund Removed from Approved List ⚠ Fund on Watch List

Name	Ticker	Asset Class	Trailing Performance and Risk				Management			Style		Expense				
			1 Yr	3 Yr	5 Yr	10 Yr	Pass/ Fail	Std Dev 3 Yr %	Beta 3 Yr %	Tenure	Pass/ Fail	Style Box	Pass/ Fail	Exp Ratio	Pass/ Fail	
US Stock																
Vanguard 500 Index Admiral	VFIAX	Large Blend Index	18.37	14.14	15.18	13.85	✓	18.80	1.00	4.68	✓	■	✓	0.04	✓	
<i>percentile rank</i>			38	24	20	12										
<i># of funds in category</i>			1,369	1,237	1,078	817										
MFS Growth R6	MFEKX	Large Growth	31.74	23.07	20.15	—	✓	18.20	0.90	18.76	✓	■	✓	0.57	✓	
<i>percentile rank</i>			56	29	26	—										
<i># of funds in category</i>			1,291	1,204	1,081	796										
JPMorgan Equity Income R6	OIEJX	Large Value	3.88	7.99	11.32	—	✓	18.03	0.90	16.43	✓	■	✓	0.47	✓	
<i>percentile rank</i>			40	20	18	—										
<i># of funds in category</i>			1,202	1,130	1,000	717										
Vanguard Mid Cap Index Admiral	VIMAX	Mid-Cap Blend	18.24	12.04	13.28	12.40	✓	21.69	0.98	22.63	✓	■	✓	0.05	✓	
<i>percentile rank</i>			17	15	19	11										
<i># of funds in category</i>			407	374	309	215										
Vanguard Small Cap Growth Index Admiral	VSGAX	Small Growth	35.28	19.21	17.99	—	✓	24.16	0.94	16.01	✓	■	✗	0.07	✓	
<i>percentile rank</i>			52	44	45	—										
<i># of funds in category</i>			616	576	505	383										
DFA US Small Cap Value I	DFSVX	Small Value	2.23	0.82	7.10	7.98	✓	28.96	1.09	8.85	✓	■	✓	0.51	✓	
<i>percentile rank</i>			58	70	64	49										
<i># of funds in category</i>			416	386	358	259										
Non-US Stock																
JPMorgan Emerging Markets Equity R6	JEMWX	Diversified Emerging Mkts	35.00	14.53	19.49	—	✓	20.83	1.01	15.34	✓	■	✓	0.79	✓	
<i>percentile rank</i>			8	4	2	—										
<i># of funds in category</i>			797	697	597	279										
MFS Research International R6	MRSKX	Foreign Large Blend	13.29	7.73	9.77	6.17	✓	16.66	0.90	4.68	✓	■	✗	0.71	✓	
<i>percentile rank</i>			22	7	9	19										
<i># of funds in category</i>			780	674	584	383										
Vanguard Developed Markets Index Admiral	VTMGX	Foreign Large Blend Index	10.26	4.81	8.31	5.92	✓	18.86	1.02	7.86	✓	■	✓	0.07	✓	
<i>percentile rank</i>			40	41	34	27										
<i># of funds in category</i>			780	674	584	383										
Alternative																
Vanguard Real Estate Index Admiral	VGSLX	Real Estate	-4.65	4.96	5.65	8.68	✓	18.90	0.94	24.65	✓	—	✓	0.12	✓	
<i>percentile rank</i>			44	41	38	31										
<i># of funds in category</i>			248	225	199	144										
Fixed Income																
Vanguard Inflation-Protected Secs Adm	VAIPX	Inflation-Protected Bond	10.96	5.77	4.96	3.69	✓	3.67	0.94	9.38	✓	—	—	0.10	✓	
<i>percentile rank</i>			32	36	33	22										
<i># of funds in category</i>			207	197	173	117										

A AUTIELLO CONSTRUCTION CO INC 401K

Screens Summary (Data as of 12-31-2020)

⊖ Fund Removed from Approved List
 ! Fund on Watch List


Name	Ticker	Asset Class	Trailing Performance and Risk				Management			Style		Expense			
			1 Yr	3 Yr	5 Yr	10 Yr	Pass/ Fail	Std Dev 3 Yr %	Beta 3 Yr %	Tenure	Pass/ Fail	Style Box	Pass/ Fail	Exp Ratio	Pass/ Fail
Baird Aggregate Bond Inst	BAGIX	Intermediate-Term Bond	8.63	5.84	5.04	4.68	✓	3.81	1.07	20.27	✓	☒	—	0.30	✓
<i>percentile rank</i>			22	14	11	5									
<i># of funds in category</i>			416	381	331	253									
PIMCO Income Instl	PIMIX	Multisector Bond	5.80	4.76	6.30	7.36	✓	5.78	0.88	13.77	✓	—	—	1.09	✓
<i>percentile rank</i>			47	47	20	1									
<i># of funds in category</i>			340	299	262	138									
Federated Hermes Govt Ultrashort R6	FGULX	Ultrashort Bond	1.39	1.82	—	—	✓	0.48	0.05	23.49	✓	—	—	0.24	✓
<i>percentile rank</i>			53	66	—	—									
<i># of funds in category</i>			212	172	134	67									

Target Date





BlackRock LifePath® Index 2025 K	LIBKX	Target Date	12.42	8.39	9.27	—	✓	10.49	0.94	9.59	✓	—	✓	0.09	✓
<i>percentile rank</i>			57	40	44	—									
<i># of funds in category</i>			214	187	151	87									
BlackRock LifePath® Index 2030 K	LINKX	Target Date	13.05	8.93	10.04	—	✓	12.49	0.97	9.59	✓	—	✓	0.09	✓
<i>percentile rank</i>			58	38	46	—									
<i># of funds in category</i>			224	197	158	89									
BlackRock LifePath® Index 2035 K	LIJXX	Target Date	13.72	9.44	10.81	—	✓	14.38	0.97	9.59	✓	—	✓	0.09	✓
<i>percentile rank</i>			63	39	45	—									
<i># of funds in category</i>			207	184	148	84									
BlackRock LifePath® Index 2040 K	LIKXX	Target Date	14.10	9.85	11.44	—	✓	16.14	0.98	9.59	✓	—	✓	0.09	✓
<i>percentile rank</i>			62	34	34	—									
<i># of funds in category</i>			218	197	158	89									
BlackRock LifePath® Index 2045 K	LIHXX	Target Date	14.64	10.21	11.91	—	✓	17.44	1.00	9.59	✓	—	✓	0.09	✓
<i>percentile rank</i>			63	28	33	—									
<i># of funds in category</i>			207	184	148	83									
BlackRock LifePath® Index 2050 K	LIPXX	Target Date	15.04	10.36	12.09	—	✓	18.03	1.02	9.59	✓	—	✓	0.09	✓
<i>percentile rank</i>			60	30	33	—									
<i># of funds in category</i>			217	196	157	78									
BlackRock LifePath® Index 2055 K	LIVXX	Target Date	15.02	10.38	12.11	—	✓	18.06	1.01	9.59	✓	—	✓	0.09	✓
<i>percentile rank</i>			62	29	33	—									
<i># of funds in category</i>			207	184	145	44									
BlackRock LifePath® Index 2060 K	LIZXX	Target Date	15.06	10.41	—	—	✓	18.09	1.01	4.84	✓	—	✓	0.09	✓
<i>percentile rank</i>			64	30	—	—									
<i># of funds in category</i>			257	181	93	—									
BlackRock LifePath® Index 2065 K	LIWXX	Target Date	15.47	—	—	—	—	—	—	1.17	✖	—	✓	0.09	✓
<i>percentile rank</i>			59	—	—	—									
<i># of funds in category</i>			257	181	93	—									
BlackRock LifePath® Index Retire K	LIRXX	Target Date	12.22	7.87	8.02	—	✓	8.06	1.10	9.59	✓	—	✓	0.09	✓
<i>percentile rank</i>			5	5	5	—									
<i># of funds in category</i>			168	148	126	84									

A AUTIELLO CONSTRUCTION CO INC 401K

Screens Summary (Data as of 12-31-2020)

 Fund Removed from Approved List

 Fund on Watch List

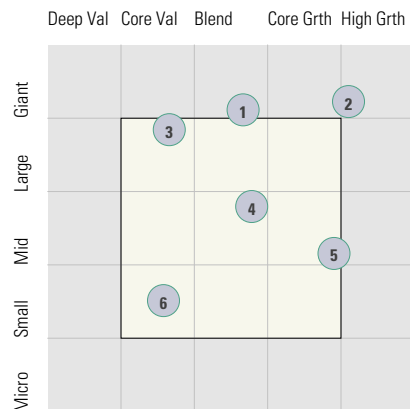
Name	Ticker	Asset Class	Trailing Performance and Risk							Management		Style		Expense	
			1 Yr	3 Yr	5 Yr	10 Yr	Pass/ Fail	Std Dev 3 Yr %	Beta 3 Yr %	Tenure	Pass/ Fail	Style Box	Pass/ Fail	Exp Ratio	Pass/ Fail
Balanced															
American Funds American Balanced R6	RLBGX	Moderate Allocation	11.22	9.07	10.36	10.27		10.98	0.94	22.01		—		0.26	
<i>percentile rank</i>			<i>57</i>	<i>32</i>	<i>21</i>	<i>5</i>									
<i># of funds in category</i>			<i>673</i>	<i>636</i>	<i>576</i>	<i>414</i>									

A AUTIELLO CONSTRUCTION CO INC 401K

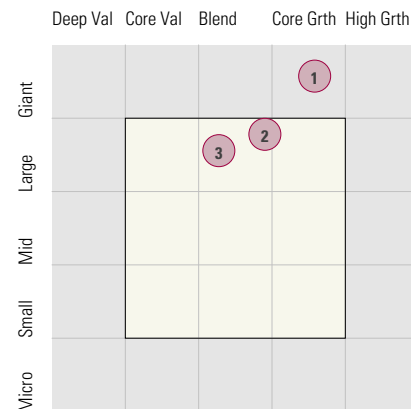
Style Analysis (Data as of 12-31-2020)

Style Analysis

Morningstar Style Box US Stock



Morningstar Style Box Non-US Stock



US Stock Funds

Fund	Category	Super Sectors %			Asset Allocation %			Avg Mkt Cap M\$
		Cyclical	Defensive	Sensitive	Cash	US Stock	Foreign	
1 Vanguard 500 Index Admiral	Large Blend Index	28.52	27.38	44.10	0.70	98.04	1.26	71.43
2 MFS Growth R6	Large Growth	29.78	17.03	53.20	2.71	95.39	1.91	50.98
3 JPMorgan Equity Income R6	Large Value	39.43	28.93	31.64	3.17	96.03	0.80	55.01
4 Vanguard Mid Cap Index Admiral	Mid-Cap Blend	36.74	25.14	38.10	0.03	97.31	2.65	10.75
5 Vanguard Small Cap Growth Index Admiral	Small Growth	27.21	25.30	47.51	1.87	97.57	0.56	2.95
6 DFA US Small Cap Value I	Small Value	47.30	9.27	43.42	1.29	96.81	1.90	1.30

Non-US Stock Funds

Fund	Category	Super Sectors %			Regional Exposure %			Market Maturity %		
		Cyclical	Defensive	Sensitive	Americas	Greater Asia	Greater Europe	Developed	EM%	Avg Mkt Cap M\$
1 JPMorgan Emerging Markets Equity R6	Diversified Emerging Mkts	50.82	20.07	29.10	16.84	74.58	8.58	31.23	68.77	21.94
2 MFS Research International R6	Foreign Large Blend	37.10	25.83	37.07	7.34	34.93	57.73	94.72	5.28	32.28
3 Vanguard Developed Markets Index Admiral	Foreign Large Blend Index	37.18	27.61	35.23	9.09	37.90	53.02	99.07	0.93	30.79

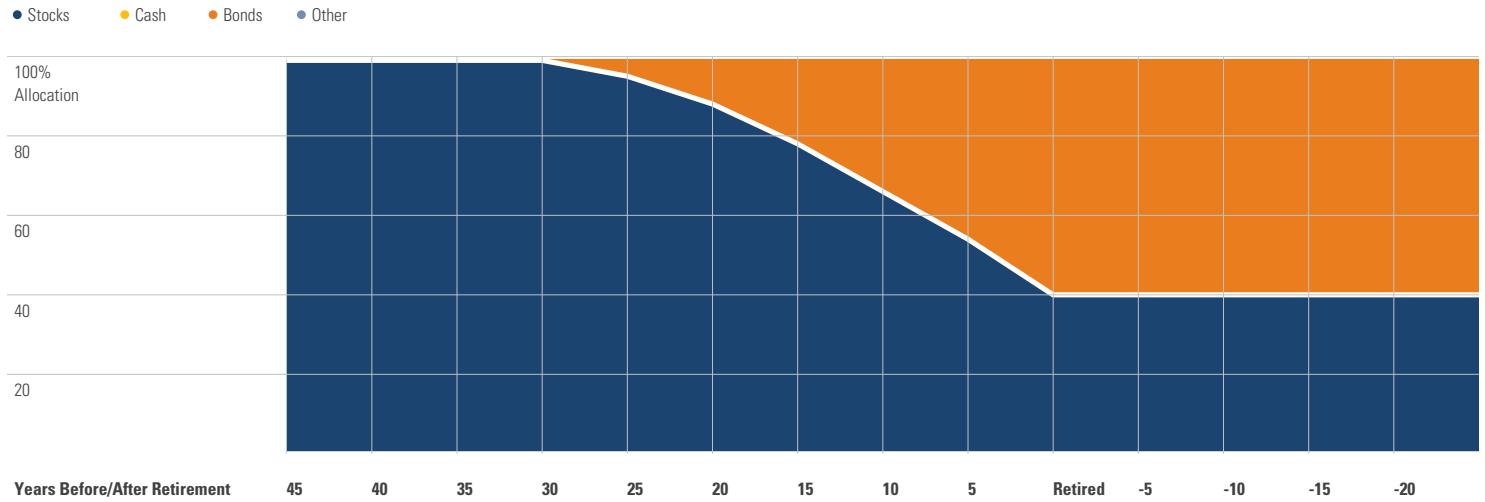
Fixed Income Funds

Fund	Category	Super Sectors %				Other Stats	Credit Quality %		
		US Govt Debt	Mtg	US Credit	Non US		Avg Eff Duration	Inv Grade	Below Inv Grade
1 Vanguard Inflation-Protected Secs Adm	Inflation-Protected Bond	99.97	0.00	0.00	0.00	7.26	100.00	0.00	0.00
2 Baird Aggregate Bond Inst	Intermediate-Term Bond	22.40	26.93	42.38	0.00	5.69	99.40	0.60	0.00
3 PIMCO Income Instl	Multisector Bond	23.42	14.10	18.31	0.00	0.91	81.00	19.00	0.00
4 Federated Hermes Govt Ultrashort R6	Ultrashort Bond	15.26	56.99	0.00	0.00	0.38	100.00	0.00	0.00

A AUTIELLO CONSTRUCTION CO INC 401K

Target Date Analysis (Data as of 12-31-2020)

Target Date Allocation



Target Date Portfolio Data

Asset Allocation %

	Total Stock	US Stock	Non-US Stock	Total Bond	Infl Prot Bond	HY Bond	Cash	Other	Avg Mkt Cap \$M
BlackRock LifePath® Index 2025 K	51.24	31.36	19.88	45.36	13.52	0.00	3.07	0.34	27.78
BlackRock LifePath® Index 2030 K	63.80	38.09	25.71	33.44	15.65	0.00	2.51	0.25	28.92
BlackRock LifePath® Index 2035 K	74.95	43.82	31.13	22.72	17.71	0.00	2.15	0.18	28.88
BlackRock LifePath® Index 2040 K	85.90	49.59	36.31	12.43	20.22	0.00	1.53	0.12	29.49
BlackRock LifePath® Index 2045 K	93.64	53.47	40.17	5.02	22.22	0.00	1.26	0.08	29.22
BlackRock LifePath® Index 2050 K	97.40	55.25	42.15	1.59	12.93	0.00	0.94	0.07	29.39
BlackRock LifePath® Index 2055 K	97.78	55.38	42.40	1.13	6.43	0.00	1.03	0.07	28.63
BlackRock LifePath® Index 2060 K	97.18	54.82	42.36	1.12	3.28	0.00	1.64	0.07	–
BlackRock LifePath® Index 2065 K	46.59	4.36	42.23	0.00	0.00	0.00	0.85	52.57	–
BlackRock LifePath® Index Retire K	38.33	24.76	13.57	58.02	11.75	0.00	3.22	0.43	25.57