

AUTO INVESTMENT INC 401K PLAN

Screens Summary (Data as of 12-31-2020)

Fund Removed from Approved List

Fund on Watch List

Name	Ticker	Asset Class	Trailing Performance and Risk				Management			Style		Expense				
			1 Yr	3 Yr	5 Yr	10 Yr	Pass/ Fail	Std Dev 3 Yr %	Beta 3 Yr %	Tenure	Pass/ Fail	Style Box	Pass/ Fail	Exp Ratio	Pass/ Fail	
US Stock																
American Funds Invmt Co of Amer R6 <i>percentile rank</i> <i># of funds in category</i>	RICGX	Large Blend	14.85 61 1,369	10.39 74 1,237	13.17 62 1,078	12.09 64 817		17.44	0.92	28.85				0.27		
Vanguard 500 Index Admiral <i>percentile rank</i> <i># of funds in category</i>	VFIAX	Large Blend Index	18.37 38 1,369	14.14 24 1,237	15.18 20 1,078	13.85 12 817		18.80	1.00	4.68				0.04		
Vanguard Mid Cap Index Admiral <i>percentile rank</i> <i># of funds in category</i>	VIMAX	Mid-Cap Blend	18.24 17 407	12.04 15 374	13.28 19 309	12.40 11 215		21.69	0.98	22.63				0.05		
Vanguard Small Cap Index Adm <i>percentile rank</i> <i># of funds in category</i>	VSMAX	Small Blend	19.11 21 671	11.22 8 629	13.60 6 517	12.01 5 367		24.71	0.96	4.68				0.05		
Non-US Stock																
American Funds Europacific Growth R6 <i>percentile rank</i> <i># of funds in category</i>	REGGX	Foreign Large Blend	25.27 33 452	10.74 43 388	12.47 38 318	8.14 36 234		19.13	1.02	19.60				0.46		
Fixed Income																
American Century Inflation Adjs Bond R5 <i>percentile rank</i> <i># of funds in category</i>	AIANX	Inflation- Protected Bond	10.51 46 207	5.30 51 197	4.81 42 173	3.46 38 117		4.18	1.05	19.10		—	—	0.27		
Vanguard Total Bond Market Index Adm <i>percentile rank</i> <i># of funds in category</i>	VBTLX	Intermediate- Term Bond	7.72 45 416	5.39 32 381	4.46 38 331	3.80 47 253		3.50	1.02	7.86			—	0.05		
Federated Hermes Govt Ultrashort IS <i>percentile rank</i> <i># of funds in category</i>	FGUSX	Ultrashort Bond	1.48 50 212	1.83 65 172	1.39 81 134	0.84 78 67		0.47	0.05	23.49		—	—	0.26		
Target Date																
Vanguard Target Retirement 2015 Inv <i>percentile rank</i> <i># of funds in category</i>	VTXVX	Target Date	10.32 75 118	7.11 63 97	7.78 70 74	7.04 45 44		7.44	0.84	7.86		—		0.13		
Vanguard Target Retirement 2020 Inv <i>percentile rank</i> <i># of funds in category</i>	VTWNX	Target Date	12.04 46 178	8.07 29 157	9.02 27 118	7.93 15 72		9.85	1.00	7.86		—		0.13		
Vanguard Target Retirement 2025 Inv <i>percentile rank</i> <i># of funds in category</i>	VTTVX	Target Date	13.30 40 214	8.73 27 187	9.88 27 151	8.54 13 87		11.60	1.04	7.86		—		0.13		

AUTO INVESTMENT INC 401K PLAN

Screens Summary (Data as of 12-31-2020)

Fund Removed from Approved List

Fund on Watch List

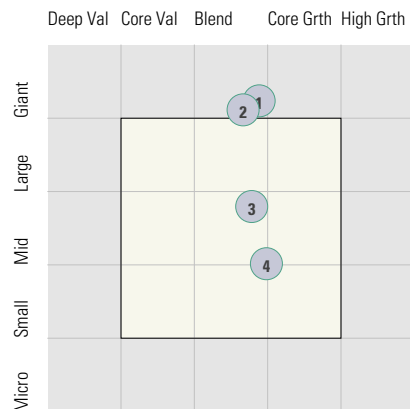
Name	Ticker	Asset Class	Trailing Performance and Risk							Management		Style		Expense	
			1 Yr	3 Yr	5 Yr	10 Yr	Pass/ Fail	Std Dev 3 Yr %	Beta 3 Yr %	Tenure	Pass/ Fail	Style Box	Pass/ Fail	Exp Ratio	Pass/ Fail
Vanguard Target Retirement 2030 Inv <i>percentile rank</i> <i># of funds in category</i>	VTHRX	Target Date	14.10 38 224	9.16 29 197	10.51 33 158	9.04 18 89		12.98	1.00	7.86		—		0.14	
Vanguard Target Retirement 2035 Inv <i>percentile rank</i> <i># of funds in category</i>	VTHX	Target Date	14.79 43 207	9.50 37 184	11.11 34 148	9.51 17 84		14.36	0.96	7.86		—		0.14	
Vanguard Target Retirement 2040 Inv <i>percentile rank</i> <i># of funds in category</i>	VFORX	Target Date	15.47 40 218	9.85 36 197	11.71 30 158	9.90 18 89		15.74	0.95	7.86		—		0.14	
Vanguard Target Retirement 2045 Inv <i>percentile rank</i> <i># of funds in category</i>	VTIVX	Target Date	16.30 36 207	10.20 32 184	12.09 28 148	10.09 17 83		16.98	0.97	7.86		—		0.15	
Vanguard Target Retirement 2050 Inv <i>percentile rank</i> <i># of funds in category</i>	VFIFX	Target Date	16.39 37 217	10.24 35 196	12.10 30 157	10.09 24 78		16.99	0.96	7.86		—		0.15	
Vanguard Target Retirement 2055 Inv <i>percentile rank</i> <i># of funds in category</i>	VFFVX	Target Date	16.32 41 207	10.22 36 184	12.09 36 145	10.10 24 44		16.98	0.95	7.86		—		0.15	
Vanguard Target Retirement 2060 Inv <i>percentile rank</i> <i># of funds in category</i>	VTTSX	Target Date	16.32 42 257	10.22 40 181	12.08 46 93	— — —		16.97	0.95	7.86		—		0.15	
Vanguard Target Retirement 2065 Inv <i>percentile rank</i> <i># of funds in category</i>	VLVX	Target Date	16.17 47 257	10.15 43 181	— — 93	— — —		16.99	0.95	3.47		—		0.15	
Vanguard Target Retirement Income Inv <i>percentile rank</i> <i># of funds in category</i>	VTINX	Target Date	10.02 36 168	6.86 25 148	6.86 35 126	5.88 20 84		6.22	0.84	7.86		—		0.12	
Balanced															
Vanguard LifeStrategy Cnsvr Gr Inv <i>percentile rank</i> <i># of funds in category</i>	VSCGX	Target Risk	11.51 27 549	7.78 17 524	8.03 17 462	6.65 25 280		7.92	1.01	26.27		—		0.12	
Vanguard LifeStrategy Growth Inv <i>percentile rank</i> <i># of funds in category</i>	VASGX	Target Risk	15.45 27 325	9.79 23 308	11.32 18 279	9.38 20 188		15.14	1.03	26.27		—		0.14	
Vanguard LifeStrategy Income Inv <i>percentile rank</i> <i># of funds in category</i>	VASIX	Target Risk	9.13 27 177	6.56 14 166	6.24 30 149	5.17 34 93		4.74	0.96	26.27		—		0.11	
Vanguard LifeStrategy Moderate Gr Inv <i>percentile rank</i> <i># of funds in category</i>	VSMGX	Target Risk	13.59 36 673	8.84 36 636	9.71 36 576	8.11 45 414		11.49	0.99	26.27		—		0.13	

AUTO INVESTMENT INC 401K PLAN

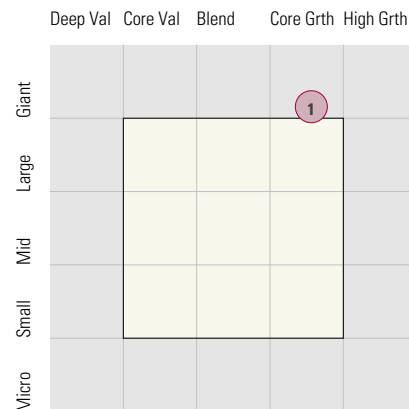
Style Analysis (Data as of 12-31-2020)

Style Analysis

Morningstar Style Box US Stock



Morningstar Style Box Non-US Stock



● US Stock Funds		Super Sectors %			Asset Allocation %			
	Category	Cyclical	Defensive	Sensitive	Cash	US Stock	Foreign	Avg Mkt Cap M\$
1	American Funds Invmt Co of Amer R6	23.07	29.94	47.00	11.69	76.71	11.31	73.81
2	Vanguard 500 Index Admiral	28.52	27.38	44.10	0.70	98.04	1.26	71.43
3	Vanguard Mid Cap Index Admiral	36.74	25.14	38.10	0.03	97.31	2.65	10.75
4	Vanguard Small Cap Index Adm	37.30	23.04	39.66	0.05	99.25	0.70	2.86

● Non-US Stock Funds		Super Sectors %			Regional Exposure %			Market Maturity %		
	Category	Cyclical	Defensive	Sensitive	Americas	Greater Asia	Greater Europe	Developed	EM%	Avg Mkt Cap M\$
1	American Funds Europacific Growth R6	38.16	26.01	35.83	9.53	46.78	43.69	72.93	27.07	39.57

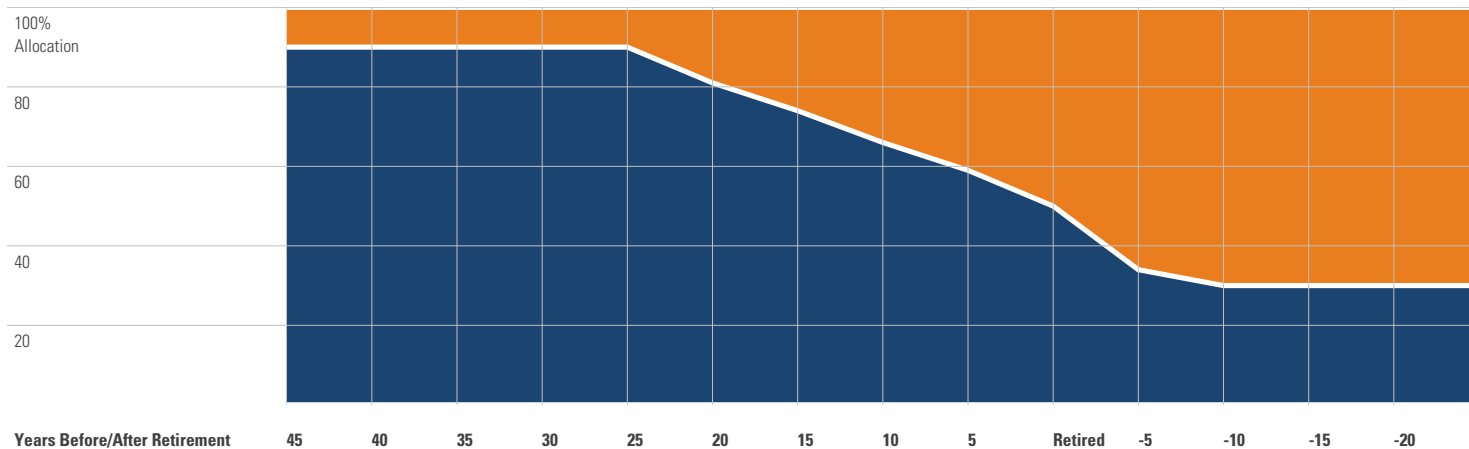
● Fixed Income Funds		Super Sectors %				Other Stats		Credit Quality %		
	Category	US Govt Debt	Mtg	US Credit	Non US	Avg Eff Duration	Inv Grade	Below Inv Grade	NR/NA	
1	American Century Inflation Adjs Bond R5	86.76	0.52	3.04	0.00	7.85	101.19	0.48	-1.67	
2	Vanguard Total Bond Market Index Adm	48.34	22.95	26.24	0.00	6.22	100.00	0.00	0.00	
3	Federated Hermes Govt Ultrashort IS	15.26	56.99	0.00	0.00	0.38	100.00	0.00	0.00	

AUTO INVESTMENT INC 401K PLAN

Target Date Analysis (Data as of 12-31-2020)

Target Date Allocation

● Stocks ● Cash ● Bonds ● Other



Target Date Portfolio Data

Asset Allocation %

	Total Stock	US Stock	Non-US Stock	Total Bond	Infl Prot Bond	HY Bond	Cash	Other	Avg Mkt Cap \$M
Vanguard Target Retirement 2015 Inv	35.67	21.27	14.40	61.69	19.64	0.00	2.33	0.30	33.06
Vanguard Target Retirement 2020 Inv	49.63	29.54	20.09	48.14	13.71	0.00	1.97	0.27	33.09
Vanguard Target Retirement 2025 Inv	59.48	35.39	24.09	38.75	0.02	0.00	1.51	0.25	33.17
Vanguard Target Retirement 2030 Inv	66.87	39.79	27.08	31.41	0.00	0.00	1.51	0.22	33.19
Vanguard Target Retirement 2035 Inv	74.26	44.20	30.06	24.05	0.00	0.00	1.52	0.18	33.13
Vanguard Target Retirement 2040 Inv	81.62	48.77	32.85	16.68	0.00	0.00	1.55	0.14	33.06
Vanguard Target Retirement 2045 Inv	88.73	53.06	35.67	9.64	0.00	0.00	1.52	0.10	33.07
Vanguard Target Retirement 2050 Inv	88.47	52.85	35.62	9.81	0.00	0.00	1.61	0.10	33.08
Vanguard Target Retirement 2055 Inv	88.32	52.70	35.62	9.81	0.00	0.00	1.76	0.10	33.04
Vanguard Target Retirement 2060 Inv	88.23	52.39	35.84	9.81	0.00	0.00	1.85	0.10	33.03
Vanguard Target Retirement 2065 Inv	88.69	52.80	35.89	9.82	0.00	0.00	1.39	0.10	—
Vanguard Target Retirement Income Inv	29.88	17.59	12.29	67.31	21.76	0.00	2.48	0.31	33.08