

DICKINSON COUNTY HEALTHCARE SYSTEM


Screens Summary (Data as of 12-31-2020)

⊖ Fund Removed from Approved List ⚠ Fund on Watch List















Name	Ticker	Asset Class	Trailing Performance and Risk				Management			Style		Expense				
			1 Yr	3 Yr	5 Yr	10 Yr	Pass/ Fail	Std Dev 3 Yr %	Beta 3 Yr %	Tenure	Pass/ Fail	Style Box	Pass/ Fail	Exp Ratio	Pass/ Fail	
US Stock																
Vanguard 500 Index Admiral	VFIAX	Large Blend Index	18.37	14.14	15.18	13.85	✔	18.80	1.00	4.68	✔	☐	✔	0.04	✔	
<i>percentile rank</i>			38	24	20	12										
<i># of funds in category</i>			1,369	1,237	1,078	817										
MFS Growth R6	MFEKX	Large Growth	31.74	23.07	20.15	—	✔	18.20	0.90	18.76	✔	☐	✔	0.57	✔	
<i>percentile rank</i>			56	29	26	—										
<i># of funds in category</i>			1,291	1,204	1,081	796										
Invesco Diversified Dividend R6	LCEFX	Large Value	0.55	5.33	7.82	—	✔	16.44	0.81	18.01	✔	☐	✔	0.42	✔	
<i>percentile rank</i>			68	57	80	—										
<i># of funds in category</i>			1,202	1,130	1,000	717										
Vanguard Mid Cap Index Admiral	VIMAX	Mid-Cap Blend	18.24	12.04	13.28	12.40	✔	21.69	0.98	22.63	✔	☐	✔	0.05	✔	
<i>percentile rank</i>			17	15	19	11										
<i># of funds in category</i>			407	374	309	215										
⚠ PGIM Jennison Small Company R6	PJSQX	Small Growth	27.72	12.72	14.33	11.78	✔	27.55	1.05	7.10	✔	☐	✖	0.70	✔	
<i>percentile rank</i>			70	75	74	78										
<i># of funds in category</i>			616	576	505	383										
DFA US Small Cap Value I	DFSVX	Small Value	2.23	0.82	7.10	7.98	✔	28.96	1.09	8.85	✔	☐	✔	0.51	✔	
<i>percentile rank</i>			58	70	64	49										
<i># of funds in category</i>			416	386	358	259										
Non-US Stock																
JPMorgan Emerging Markets Equity R6	JEMWX	Diversified Emerging Mkts	35.00	14.53	19.49	—	✔	20.83	1.01	15.34	✔	☐	✔	0.79	✔	
<i>percentile rank</i>			8	4	2	—										
<i># of funds in category</i>			797	697	597	279										
American Funds Intl Gr and Inc R6	RIGGX	Foreign Large Blend	8.20	5.84	8.99	6.06	✔	19.62	1.07	12.26	✔	☐	✔	0.54	✔	
<i>percentile rank</i>			55	19	20	21										
<i># of funds in category</i>			780	674	584	383										
Vanguard Developed Markets Index Admiral	VTMGX	Foreign Large Blend Index	10.26	4.81	8.31	5.92	✔	18.86	1.02	7.86	✔	☐	✔	0.07	✔	
<i>percentile rank</i>			40	41	34	27										
<i># of funds in category</i>			780	674	584	383										
Alternative																
Vanguard Real Estate Index Admiral	VGSLX	Real Estate	-4.65	4.96	5.65	8.68	✔	18.90	0.94	24.65	✔	—	✔	0.12	✔	
<i>percentile rank</i>			44	41	38	31										
<i># of funds in category</i>			248	225	199	144										
Fixed Income																
Vanguard Inflation-Protected Secs Adm	VAIPX	Inflation-Protected Bond	10.96	5.77	4.96	3.69	✔	3.67	0.94	9.38	✔	—	—	0.10	✔	
<i>percentile rank</i>			32	36	33	22										
<i># of funds in category</i>			207	197	173	117										

DICKINSON COUNTY HEALTHCARE SYSTEM

Screens Summary (Data as of 12-31-2020)

 Fund Removed from Approved List

 Fund on Watch List

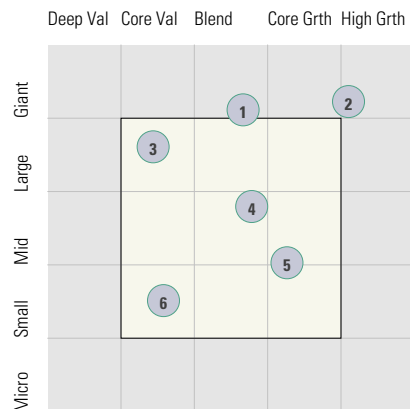
Name	Ticker	Asset Class	Trailing Performance and Risk				Management			Style		Expense				
			1 Yr	3 Yr	5 Yr	10 Yr	Pass/ Fail	Std Dev 3 Yr %	Beta 3 Yr %	Tenure	Pass/ Fail	Style Box	Pass/ Fail	Exp Ratio	Pass/ Fail	
Baird Aggregate Bond Inst	BAGIX	Intermediate-Term Bond	8.63	5.84	5.04	4.68		3.81	1.07	20.27			—	0.30		
<i>percentile rank</i>			22	14	11	5										
<i># of funds in category</i>			416	381	331	253										
PIMCO Income Instl	PIMIX	Multisector Bond	5.80	4.76	6.30	7.36		5.78	0.88	13.77		—	—	1.09		
<i>percentile rank</i>			47	47	20	1										
<i># of funds in category</i>			340	299	262	138										
Federated Hermes Govt Ultrashort R6	FGULX	Ultrashort Bond	1.39	1.82	—	—		0.48	0.05	23.49		—	—	0.24		
<i>percentile rank</i>			53	66	—	—										
<i># of funds in category</i>			212	172	134	67										
Balanced																
American Funds American Balanced R6	RLBGX	Moderate Allocation	11.22	9.07	10.36	10.27		10.98	0.94	22.01		—		0.26		
<i>percentile rank</i>			57	32	21	5										
<i># of funds in category</i>			673	636	576	414										

DICKINSON COUNTY HEALTHCARE SYSTEM

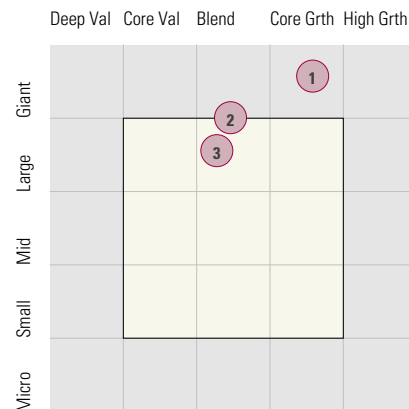
Style Analysis (Data as of 12-31-2020)

Style Analysis

Morningstar Style Box US Stock



Morningstar Style Box Non-US Stock



US Stock Funds

	Category	Super Sectors %			Asset Allocation %			Avg Mkt Cap M\$	
		Cyclical	Defensive	Sensitive	Cash	US Stock	Foreign		
1	Vanguard 500 Index Admiral	Large Blend Index	28.52	27.38	44.10	0.70	98.04	1.26	71.43
2	MFS Growth R6	Large Growth	29.78	17.03	53.20	2.71	95.39	1.91	50.98
3	Invesco Diversified Dividend R6	Large Value	23.88	52.61	23.51	4.52	76.96	18.52	28.04
4	Vanguard Mid Cap Index Admiral	Mid-Cap Blend	36.74	25.14	38.10	0.03	97.31	2.65	10.75
5	PGIM Jennison Small Company R6	Small Growth	39.55	26.42	34.03	4.92	89.74	5.34	2.55
6	DFA US Small Cap Value I	Small Value	47.30	9.27	43.42	1.29	96.81	1.90	1.30

Non-US Stock Funds

	Category	Super Sectors %			Regional Exposure %			Market Maturity %			
		Cyclical	Defensive	Sensitive	Americas	Greater Asia	Greater Europe	Developed	EM%	Avg Mkt Cap M\$	
1	JPMorgan Emerging Markets Equity R6	Diversified Emerging Mkts	50.82	20.07	29.10	16.84	74.58	8.58	31.23	68.77	21.94
2	American Funds Intl Gr and Inc R6	Foreign Large Blend	36.51	29.82	33.67	11.85	32.83	55.32	83.01	16.99	28.99
3	Vanguard Developed Markets Index Admiral	Foreign Large Blend Index	37.18	27.61	35.23	9.09	37.90	53.02	99.07	0.93	30.79

Fixed Income Funds

	Category	Super Sectors %				Other Stats		Credit Quality %		
		US Govt Debt	Mtg	US Credit	Non US	Avg Eff Duration	Inv Grade	Below Inv Grade	NR/NA	
1	Vanguard Inflation-Protected Secs Adm	Inflation-Protected Bond	99.97	0.00	0.00	0.00	7.26	100.00	0.00	0.00
2	Baird Aggregate Bond Inst	Intermediate-Term Bond	22.40	26.93	42.38	0.00	5.69	99.40	0.60	0.00
3	PIMCO Income Instl	Multisector Bond	23.42	14.10	18.31	0.00	0.91	81.00	19.00	0.00
4	Federated Hermes Govt Ultrashort R6	Ultrashort Bond	15.26	56.99	0.00	0.00	0.38	100.00	0.00	0.00