

DIMOCK COMMUNITY FOUNDATION 403B

Screens Summary (Data as of 12-31-2020)

⊖ Fund Removed from Approved List ⚠ Fund on Watch List

Name	Ticker	Asset Class	Trailing Performance and Risk				Management			Style		Expense				
			1 Yr	3 Yr	5 Yr	10 Yr	Pass/ Fail	Std Dev 3 Yr %	Beta 3 Yr %	Tenure	Pass/ Fail	Style Box	Pass/ Fail	Exp Ratio	Pass/ Fail	
US Stock																
T. Rowe Price Dividend Growth <i>percentile rank</i> <i># of funds in category</i>	PRDGX	Large Blend	13.93 66 1,369	13.88 32 1,237	14.49 37 1,078	13.37 30 817	✓	16.29	0.85	20.77	✓	☐	✓	0.63	✓	
Vanguard 500 Index Admiral <i>percentile rank</i> <i># of funds in category</i>	VFIAX	Large Blend Index	18.37 38 1,369	14.14 24 1,237	15.18 20 1,078	13.85 12 817	✓	18.80	1.00	4.68	✓	☐	✓	0.04	✓	
Vanguard Mid Cap Index Admiral <i>percentile rank</i> <i># of funds in category</i>	VIMAX	Mid-Cap Blend	18.24 17 407	12.04 15 374	13.28 19 309	12.40 11 215	✓	21.69	0.98	22.63	✓	☐	✓	0.05	✓	
Vanguard Small Cap Index Adm <i>percentile rank</i> <i># of funds in category</i>	VSMAX	Small Blend	19.11 21 671	11.22 8 629	13.60 6 517	12.01 5 367	✓	24.71	0.96	4.68	✓	☐	✖	0.05	✓	
Non-US Stock																
American Funds Europacific Growth R6 <i>percentile rank</i> <i># of funds in category</i>	REGGX	Foreign Large Blend	25.27 33 452	10.74 43 388	12.47 38 318	8.14 36 234	✓	19.13	1.02	19.60	✓	☐	✓	0.46	✓	
Fixed Income																
BlackRock Inflation Protected Bond Instl <i>percentile rank</i> <i># of funds in category</i>	BPRIX	Inflation- Protected Bond	11.75 15 207	5.89 24 197	4.97 33 173	3.48 37 117	✓	4.12	1.05	3.88	✓	—	—	0.65	✓	
Baird Aggregate Bond Inst <i>percentile rank</i> <i># of funds in category</i>	BAGIX	Intermediate- Term Bond	8.63 22 416	5.84 14 381	5.04 11 331	4.68 5 253	✓	3.81	1.07	20.27	✓	☐	—	0.30	✓	
Federated Hermes Govt Ultrashort IS <i>percentile rank</i> <i># of funds in category</i>	FGUSX	Ultrashort Bond	1.48 50 212	1.83 65 172	1.39 81 134	0.84 78 67	✖	0.47	0.05	23.49	✓	—	—	0.26	✓	
Target Date																
Vanguard Target Retirement 2015 Inv <i>percentile rank</i> <i># of funds in category</i>	VTXVX	Target Date	10.32 75 118	7.11 63 97	7.78 70 74	7.04 45 44	✓	7.44	0.84	7.86	✓	—	✓	0.13	✓	
Vanguard Target Retirement 2020 Inv <i>percentile rank</i> <i># of funds in category</i>	VTWNX	Target Date	12.04 46 178	8.07 29 157	9.02 27 118	7.93 15 72	✓	9.85	1.00	7.86	✓	—	✓	0.13	✓	
Vanguard Target Retirement 2025 Inv <i>percentile rank</i> <i># of funds in category</i>	VTTVX	Target Date	13.30 40 214	8.73 27 187	9.88 27 151	8.54 13 87	✓	11.60	1.04	7.86	✓	—	✓	0.13	✓	

DIMOCK COMMUNITY FOUNDATION 403B

Screens Summary (Data as of 12-31-2020)

⊖ Fund Removed from Approved List ⚠ Fund on Watch List

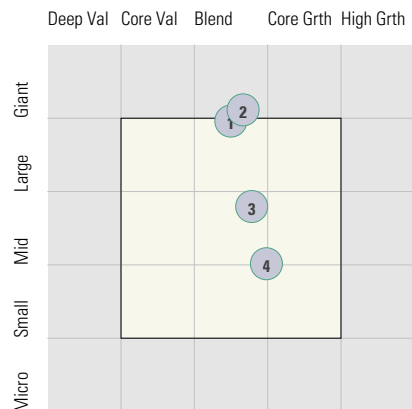
Name	Ticker	Asset Class	Trailing Performance and Risk				Management			Style		Expense			
			1 Yr	3 Yr	5 Yr	10 Yr	Pass/ Fail	Std Dev 3 Yr %	Beta 3 Yr %	Tenure	Pass/ Fail	Style Box	Pass/ Fail	Exp Ratio	Pass/ Fail
Vanguard Target Retirement 2030 Inv	VTHRX	Target Date	14.10	9.16	10.51	9.04	✓	12.98	1.00	7.86	✓	—	✓	0.14	✓
<i>percentile rank</i>			<i>38</i>	<i>29</i>	<i>33</i>	<i>18</i>									
<i># of funds in category</i>			<i>224</i>	<i>197</i>	<i>158</i>	<i>89</i>									
Vanguard Target Retirement 2035 Inv	VTHX	Target Date	14.79	9.50	11.11	9.51	✓	14.36	0.96	7.86	✓	—	✓	0.14	✓
<i>percentile rank</i>			<i>43</i>	<i>37</i>	<i>34</i>	<i>17</i>									
<i># of funds in category</i>			<i>207</i>	<i>184</i>	<i>148</i>	<i>84</i>									
Vanguard Target Retirement 2040 Inv	VFORX	Target Date	15.47	9.85	11.71	9.90	✓	15.74	0.95	7.86	✓	—	✓	0.14	✓
<i>percentile rank</i>			<i>40</i>	<i>36</i>	<i>30</i>	<i>18</i>									
<i># of funds in category</i>			<i>218</i>	<i>197</i>	<i>158</i>	<i>89</i>									
Vanguard Target Retirement 2045 Inv	VTIVX	Target Date	16.30	10.20	12.09	10.09	✓	16.98	0.97	7.86	✓	—	✓	0.15	✓
<i>percentile rank</i>			<i>36</i>	<i>32</i>	<i>28</i>	<i>17</i>									
<i># of funds in category</i>			<i>207</i>	<i>184</i>	<i>148</i>	<i>83</i>									
Vanguard Target Retirement 2050 Inv	VFIFX	Target Date	16.39	10.24	12.10	10.09	✓	16.99	0.96	7.86	✓	—	✓	0.15	✓
<i>percentile rank</i>			<i>37</i>	<i>35</i>	<i>30</i>	<i>24</i>									
<i># of funds in category</i>			<i>217</i>	<i>196</i>	<i>157</i>	<i>78</i>									
Vanguard Target Retirement 2055 Inv	VFFVX	Target Date	16.32	10.22	12.09	10.10	✓	16.98	0.95	7.86	✓	—	✓	0.15	✓
<i>percentile rank</i>			<i>41</i>	<i>36</i>	<i>36</i>	<i>24</i>									
<i># of funds in category</i>			<i>207</i>	<i>184</i>	<i>145</i>	<i>44</i>									
Vanguard Target Retirement 2060 Inv	VTTSX	Target Date	16.32	10.22	12.08	—	✓	16.97	0.95	7.86	✓	—	✓	0.15	✓
<i>percentile rank</i>			<i>42</i>	<i>40</i>	<i>46</i>	<i>—</i>									
<i># of funds in category</i>			<i>257</i>	<i>181</i>	<i>93</i>	<i>—</i>									
Vanguard Target Retirement 2065 Inv	VLXVX	Target Date	16.17	10.15	—	—	✓	16.99	0.95	3.47	✓	—	✓	0.15	✓
<i>percentile rank</i>			<i>47</i>	<i>43</i>	<i>—</i>	<i>—</i>									
<i># of funds in category</i>			<i>257</i>	<i>181</i>	<i>93</i>	<i>—</i>									
Vanguard Target Retirement Income Inv	VTINX	Target Date	10.02	6.86	6.86	5.88	✓	6.22	0.84	7.86	✓	—	✓	0.12	✓
<i>percentile rank</i>			<i>36</i>	<i>25</i>	<i>35</i>	<i>20</i>									
<i># of funds in category</i>			<i>168</i>	<i>148</i>	<i>126</i>	<i>84</i>									
Balanced															
BlackRock Global Allocation Instl	MALOX	World Allocation	21.12	9.66	9.29	6.80	✓	12.39	1.04	4.00	✓	⚠	✓	0.80	✓
<i>percentile rank</i>			<i>3</i>	<i>3</i>	<i>9</i>	<i>23</i>									
<i># of funds in category</i>			<i>475</i>	<i>415</i>	<i>362</i>	<i>220</i>									

DIMOCK COMMUNITY FOUNDATION 403B

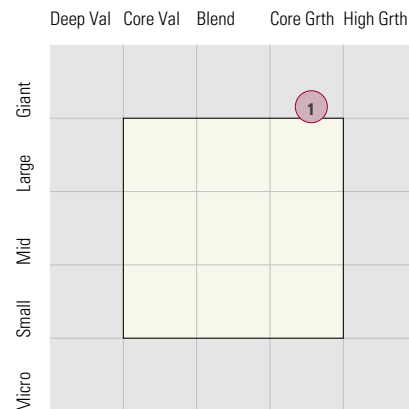
Style Analysis (Data as of 12-31-2020)

Style Analysis

Morningstar Style Box US Stock



Morningstar Style Box Non-US Stock



● US Stock Funds			Super Sectors %			Asset Allocation %			
	Category		Cyclical	Defensive	Sensitive	Cash	US Stock	Foreign	Avg Mkt Cap M\$
1	T. Rowe Price Dividend Growth	Large Blend	30.97	33.13	35.90	3.98	89.46	6.56	47.20
2	Vanguard 500 Index Admiral	Large Blend Index	28.52	27.38	44.10	0.70	98.04	1.26	71.43
3	Vanguard Mid Cap Index Admiral	Mid-Cap Blend	36.74	25.14	38.10	0.03	97.31	2.65	10.75
4	Vanguard Small Cap Index Adm	Small Blend	37.30	23.04	39.66	0.05	99.25	0.70	2.86

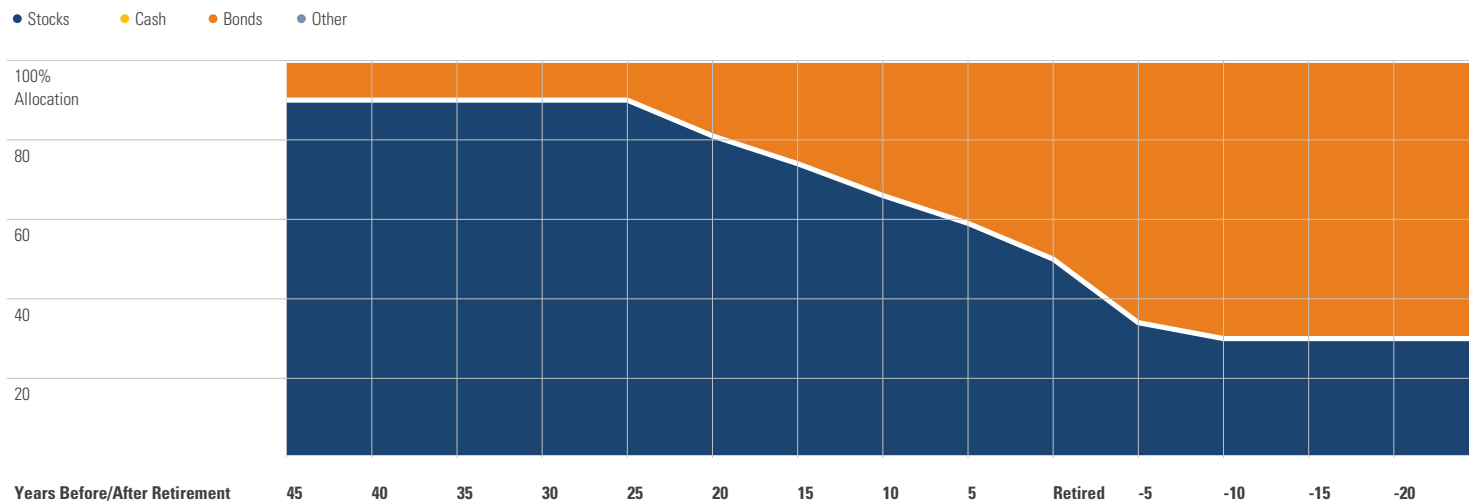
● Non-US Stock Funds			Super Sectors %			Regional Exposure %			Market Maturity %		
	Category		Cyclical	Defensive	Sensitive	Americas	Greater Asia	Greater Europe	Developed	EM%	Avg Mkt Cap M\$
1	American Funds Europacific Growth R6	Foreign Large Blend	38.16	26.01	35.83	9.53	46.78	43.69	72.93	27.07	39.57

● Fixed Income Funds			Super Sectors %				Other Stats		Credit Quality %		
	Category		US Govt Debt	Mtg	US Credit	Non US	Avg Eff Duration	Inv Grade	Below Inv Grade	NR/NA	
1	BlackRock Inflation Protected Bond Instl	Inflation-Protected Bond	95.14	0.34	1.52	0.00	6.90	99.78	0.22	0.00	
2	Baird Aggregate Bond Inst	Intermediate-Term Bond	22.40	26.93	42.38	0.00	5.69	99.40	0.60	0.00	
3	Federated Hermes Govt Ultrashort IS	Ultrashort Bond	15.26	56.99	0.00	0.00	0.38	100.00	0.00	0.00	

DIMOCK COMMUNITY FOUNDATION 403B

Target Date Analysis (Data as of 12-31-2020)

Target Date Allocation



Target Date Portfolio Data

	Asset Allocation %								
	Total Stock	US Stock	Non-US Stock	Total Bond	Infl Prot Bond	HY Bond	Cash	Other	Avg Mkt Cap \$M
Vanguard Target Retirement 2015 Inv	35.67	21.27	14.40	61.69	19.64	0.00	2.33	0.30	33.06
Vanguard Target Retirement 2020 Inv	49.63	29.54	20.09	48.14	13.71	0.00	1.97	0.27	33.09
Vanguard Target Retirement 2025 Inv	59.48	35.39	24.09	38.75	0.02	0.00	1.51	0.25	33.17
Vanguard Target Retirement 2030 Inv	66.87	39.79	27.08	31.41	0.00	0.00	1.51	0.22	33.19
Vanguard Target Retirement 2035 Inv	74.26	44.20	30.06	24.05	0.00	0.00	1.52	0.18	33.13
Vanguard Target Retirement 2040 Inv	81.62	48.77	32.85	16.68	0.00	0.00	1.55	0.14	33.06
Vanguard Target Retirement 2045 Inv	88.73	53.06	35.67	9.64	0.00	0.00	1.52	0.10	33.07
Vanguard Target Retirement 2050 Inv	88.47	52.85	35.62	9.81	0.00	0.00	1.61	0.10	33.08
Vanguard Target Retirement 2055 Inv	88.32	52.70	35.62	9.81	0.00	0.00	1.76	0.10	33.04
Vanguard Target Retirement 2060 Inv	88.23	52.39	35.84	9.81	0.00	0.00	1.85	0.10	33.03
Vanguard Target Retirement 2065 Inv	88.69	52.80	35.89	9.82	0.00	0.00	1.39	0.10	—
Vanguard Target Retirement Income Inv	29.88	17.59	12.29	67.31	21.76	0.00	2.48	0.31	33.08