

**DOROSHOW AND PASQUALE 401K EMPLOYEE**

## Screens Summary (Data as of 12-31-2020)


Fund Removed from Approved List

Fund on Watch List











Name	Ticker	Asset Class	Trailing Performance and Risk				Management			Style		Expense				
			1 Yr	3 Yr	5 Yr	10 Yr	Pass/ Fail	Std Dev 3 Yr %	Beta 3 Yr %	Tenure	Pass/ Fail	Style Box	Pass/ Fail	Exp Ratio	Pass/ Fail	
<b>US Stock</b>																
Vanguard 500 Index Admiral	VFIAX	Large Blend Index	18.37	14.14	15.18	13.85		18.80	1.00	4.68				0.04		
<i>percentile rank</i>			38	24	20	12										
<i># of funds in category</i>			1,369	1,237	1,078	817										
Fidelity® Contrafund®	FCNTX	Large Growth	32.50	19.01	18.16	15.39		19.60	0.97	30.31				0.85		
<i>percentile rank</i>			54	60	51	47										
<i># of funds in category</i>			1,291	1,204	1,081	796										
American Funds Washington Mutual R6	RWMGX	Large Value	8.08	9.83	12.68	12.51		17.19	0.90	23.52				0.27		
<i>percentile rank</i>			90	80	70	52										
<i># of funds in category</i>			1,369	1,237	1,078	817										
Vanguard Mid Cap Index Admiral	VIMAX	Mid-Cap Blend	18.24	12.04	13.28	12.40		21.69	0.98	22.63				0.05		
<i>percentile rank</i>			17	15	19	11										
<i># of funds in category</i>			407	374	309	215										
Carillon Eagle Small Cap Growth I	HSIIX	Small Growth	37.61	15.84	16.15	12.89		25.17	0.98	25.02				0.76		
<i>percentile rank</i>			45	61	62	66										
<i># of funds in category</i>			616	576	505	383										
Delaware Small Cap Value Instl	DEVIX	Small Value	-1.23	1.52	9.00	8.54		27.06	1.01	23.68				0.90		
<i>percentile rank</i>			75	58	29	34										
<i># of funds in category</i>			416	386	358	259										
<b>Non-US Stock</b>																
JPMorgan Emerging Markets Equity R5	JEMOX	Diversified Emerging Mkts	34.83	14.41	—	—		20.82	1.01	15.34				0.89		
<i>percentile rank</i>			8	4	—	—										
<i># of funds in category</i>			797	697	597	279										
American Funds Europacific Growth R6	REGGX	Foreign Large Blend	25.27	10.74	12.47	8.14		19.13	1.02	19.60				0.46		
<i>percentile rank</i>			33	43	38	36										
<i># of funds in category</i>			452	388	318	234										
Vanguard Developed Markets Index Admiral	VTMGX	Foreign Large Blend Index	10.26	4.81	8.31	5.92		18.86	1.02	7.86				0.07		
<i>percentile rank</i>			40	41	34	27										
<i># of funds in category</i>			780	674	584	383										
<b>Alternative</b>																
Vanguard Real Estate Index Admiral	VGSLX	Real Estate	-4.65	4.96	5.65	8.68		18.90	0.94	24.65		—		0.12		
<i>percentile rank</i>			44	41	38	31										
<i># of funds in category</i>			248	225	199	144										
<b>Fixed Income</b>																
BlackRock Inflation Protected Bond Instl	BPRIX	Inflation-Protected Bond	11.75	5.89	4.97	3.48		4.12	1.05	3.88		—	—	0.65		
<i>percentile rank</i>			15	24	33	37										
<i># of funds in category</i>			207	197	173	117										

**DOROSHOW AND PASQUALE 401K EMPLOYEE**






## Screens Summary (Data as of 12-31-2020)

 Fund Removed from Approved List

 Fund on Watch List

Name	Ticker	Asset Class	Trailing Performance and Risk				Management			Style		Expense			
			1 Yr	3 Yr	5 Yr	10 Yr	Pass/ Fail	Std Dev 3 Yr %	Beta 3 Yr %	Tenure	Pass/ Fail	Style Box	Pass/ Fail	Exp Ratio	Pass/ Fail
Baird Aggregate Bond Inst	BAGIX	Intermediate-Term Bond	8.63	5.84	5.04	4.68		3.81	1.07	20.27			—	0.30	
<i>percentile rank</i>			22	14	11	5									
<i># of funds in category</i>			416	381	331	253									
PIMCO Income I2	PONPX	Multisector Bond	5.69	4.66	6.20	7.26		5.78	0.88	13.77		—	—	1.19	
<i>percentile rank</i>			50	49	23	1									
<i># of funds in category</i>			340	299	262	138									
Federated Hermes Govt Ultrashort IS	FGUSX	Ultrashort Bond	1.48	1.83	1.39	0.84		0.47	0.05	23.49		—	—	0.26	
<i>percentile rank</i>			50	65	81	78									
<i># of funds in category</i>			212	172	134	67									

**Balanced**

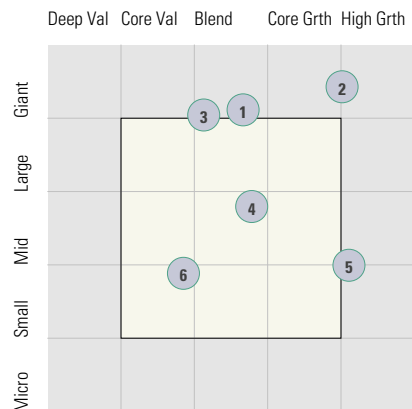
BlackRock Global Allocation Instl	MALOX	World Allocation	21.12	9.66	9.29	6.80		12.39	1.04	4.00				0.80	
<i>percentile rank</i>			3	3	9	23									
<i># of funds in category</i>			475	415	362	220									

# DOROSHOW AND PASQUALE 401K EMPLOYEE

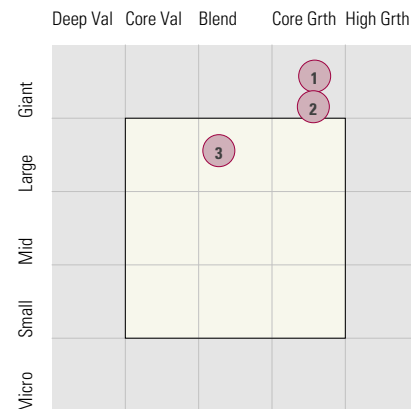
## Style Analysis (Data as of 12-31-2020)

### Style Analysis

Morningstar Style Box US Stock



Morningstar Style Box Non-US Stock



#### US Stock Funds

	Category	Super Sectors %			Asset Allocation %			Avg Mkt Cap M\$	
		Cyclical	Defensive	Sensitive	Cash	US Stock	Foreign		
1	Vanguard 500 Index Admiral	Large Blend Index	28.52	27.38	44.10	0.70	98.04	1.26	71.43
2	Fidelity® Contrafund®	Large Growth	34.92	17.09	47.99	0.87	91.05	7.18	72.75
3	American Funds Washington Mutual R6	Large Value	25.88	30.98	43.14	5.07	86.70	7.96	92.42
4	Vanguard Mid Cap Index Admiral	Mid-Cap Blend	36.74	25.14	38.10	0.03	97.31	2.65	10.75
5	Carillon Eagle Small Cap Growth I	Small Growth	16.75	39.98	43.27	0.33	97.31	2.36	2.67
6	Delaware Small Cap Value Instl	Small Value	53.48	10.44	36.08	3.65	93.39	2.07	2.27

#### Non-US Stock Funds

	Category	Super Sectors %			Regional Exposure %			Market Maturity %			
		Cyclical	Defensive	Sensitive	Americas	Greater Asia	Greater Europe	Developed	EM%	Avg Mkt Cap M\$	
1	JPMorgan Emerging Markets Equity R5	Diversified Emerging Mkts	50.82	20.07	29.10	16.84	74.58	8.58	31.23	68.77	—
2	American Funds Europacific Growth R6	Foreign Large Blend	38.16	26.01	35.83	9.53	46.78	43.69	72.93	27.07	39.57
3	Vanguard Developed Markets Index Admiral	Foreign Large Blend Index	37.18	27.61	35.23	9.09	37.90	53.02	99.07	0.93	30.79

#### Fixed Income Funds

	Category	Super Sectors %				Other Stats	Credit Quality %			
		US Govt Debt	Mtg	US Credit	Non US		Avg Eff Duration	Inv Grade	Below Inv Grade	NR/NA
1	BlackRock Inflation Protected Bond Instl	Inflation-Protected Bond	95.14	0.34	1.52	0.00	6.90	99.78	0.22	0.00
2	Baird Aggregate Bond Inst	Intermediate-Term Bond	22.40	26.93	42.38	0.00	5.69	99.40	0.60	0.00
3	PIMCO Income I2	Multisector Bond	23.42	14.10	18.31	0.00	0.91	81.00	19.00	0.00
4	Federated Hermes Govt Ultrashort IS	Ultrashort Bond	15.26	56.99	0.00	0.00	0.38	100.00	0.00	0.00