

EMPLOYEE BENEFIT PLAN OF EGER

Screens Summary (Data as of 12-31-2020)

⊖ Fund Removed from Approved List ⚠ Fund on Watch List

Name	Ticker	Asset Class	Trailing Performance and Risk				Management			Style		Expense				
			1 Yr	3 Yr	5 Yr	10 Yr	Pass/ Fail	Std Dev 3 Yr %	Beta 3 Yr %	Tenure	Pass/ Fail	Style Box	Pass/ Fail	Exp Ratio	Pass/ Fail	
US Stock																
American Funds Invmt Co of Amer R6 <i>percentile rank</i> <i># of funds in category</i>	RICGX	Large Blend	14.85 61 1,369	10.39 74 1,237	13.17 62 1,078	12.09 64 817	✔	17.44	0.92	28.85	✔	☒	✔	0.27	✔	
Vanguard 500 Index Admiral <i>percentile rank</i> <i># of funds in category</i>	VFIAX	Large Blend Index	18.37 38 1,369	14.14 24 1,237	15.18 20 1,078	13.85 12 817	✔	18.80	1.00	4.68	✔	☒	✔	0.04	✔	
American Funds Growth Fund of Amer R6 <i>percentile rank</i> <i># of funds in category</i>	RGAGX	Large Growth	38.28 35 1,291	20.07 53 1,204	18.97 40 1,081	15.66 40 796	✔	19.72	0.97	27.18	✔	☒	✔	0.30	✔	
American Funds Washington Mutual R6 <i>percentile rank</i> <i># of funds in category</i>	RWMGX	Large Value	8.08 90 1,369	9.83 80 1,237	12.68 70 1,078	12.51 52 817	✔	17.19	0.90	23.52	✔	☒	✔	0.27	✔	
Vanguard Mid-Cap Growth Index Admiral <i>percentile rank</i> <i># of funds in category</i>	VMGMX	Mid-Cap Growth	34.48 44 604	19.33 49 564	17.18 53 504	– – 383	✔	21.29	0.97	7.86	✔	☒	✔	0.07	✔	
Vanguard Mid-Cap Value Index Admiral <i>percentile rank</i> <i># of funds in category</i>	VMVAX	Mid-Cap Value	2.54 55 415	4.75 39 396	9.17 43 349	– – 247	✔	22.68	0.98	14.38	✔	☒	✔	0.07	✔	
Vanguard Small Cap Growth Index Admiral <i>percentile rank</i> <i># of funds in category</i>	VSGAX	Small Growth	35.28 52 616	19.21 44 576	17.99 45 505	– – 383	✔	24.16	0.94	16.01	✔	☒	✖	0.07	✔	
Vanguard Small Cap Value Index Admiral <i>percentile rank</i> <i># of funds in category</i>	VSIAX	Small Value	5.85 32 416	4.48 20 386	9.73 20 358	– – 259	✔	25.82	0.97	4.68	✔	☒	✖	0.07	✔	
Non-US Stock																
American Funds New World R6 <i>percentile rank</i> <i># of funds in category</i>	RNWGX	Diversified Emerging Mkts	25.30 21 797	12.19 7 697	14.41 20 597	7.43 1 279	✔	18.50	0.88	21.56	✔	☒	✔	0.59	✔	
Vanguard Developed Markets Index Admiral <i>percentile rank</i> <i># of funds in category</i>	VTMGX	Foreign Large Blend Index	10.26 40 780	4.81 41 674	8.31 34 584	5.92 27 383	✔	18.86	1.02	7.86	✔	☒	✔	0.07	✔	
MFS Instl International Equity <i>percentile rank</i> <i># of funds in category</i>	MIEIX	Foreign Large Growth	11.10 32 780	8.42 4 674	10.35 6 584	7.50 5 383	✔	17.18	0.92	11.26	✔	☒	✖	0.70	✔	
Vanguard International Value Inv <i>percentile rank</i> <i># of funds in category</i>	VTRIX	Foreign Large Value	8.99 5 353	3.90 5 323	8.43 3 281	5.08 13 184	✔	20.05	1.09	10.60	✔	☒	✖	0.38	✔	
Invesco Global R6 <i>percentile rank</i> <i># of funds in category</i>	OGLIX	World Stock	28.10 20 869	13.67 22 762	15.11 16 636	– – 390	✔	21.57	1.17	3.76	✔	☒	✔	0.67	✔	

EMPLOYEE BENEFIT PLAN OF EGER

Screens Summary (Data as of 12-31-2020)

Fund Removed from Approved List
 Fund on Watch List

Name	Ticker	Asset Class	Trailing Performance and Risk				Management			Style		Expense				
			1 Yr	3 Yr	5 Yr	10 Yr	Pass/ Fail	Std Dev 3 Yr %	Beta 3 Yr %	Tenure	Pass/ Fail	Style Box	Pass/ Fail	Exp Ratio	Pass/ Fail	
Alternative																
PIMCO Commodity Real Ret Strat Instl <i>percentile rank</i> <i># of funds in category</i>	PCRIX	Commodities Broad Basket	0.82 31 124	-0.81 24 106	2.80 24 95	-5.31 29 55		17.63	1.22	6.00		—	—	1.33		
American Century Real Estate R6 <i>percentile rank</i> <i># of funds in category</i>	AREDX	Real Estate	-8.01 74 248	4.78 43 225	5.19 51 199	— — 144		18.25	0.89	12.13		—		0.81		
Fixed Income																
BlackRock High Yield Bond K <i>percentile rank</i> <i># of funds in category</i>	BRHYX	High Yield Bond	5.93 36 678	5.98 16 629	8.01 13 556	6.80 6 352		9.72	1.02	13.01		—	—	0.51		
PIMCO Real Return Instl <i>percentile rank</i> <i># of funds in category</i>	PRRIX	Inflation- Protected Bond	12.09 13 207	6.04 15 197	5.41 8 173	3.79 13 117		4.06	1.02	1.98		—	—	0.53		
Western Asset Core Bond IS <i>percentile rank</i> <i># of funds in category</i>	WACSX	Intermediate- Term Bond	9.13 14 416	6.22 5 381	5.60 2 331	4.92 1 253		4.07	1.05	14.02			—	0.42		
Loomis Sayles Investment Grade Bond N <i>percentile rank</i> <i># of funds in category</i>	LGBNX	Multisector Bond	11.74 6 602	6.70 7 543	6.65 2 464	— — 343		5.44	1.02	14.26		—	—	0.45		
PIMCO Short-Term Instl <i>percentile rank</i> <i># of funds in category</i>	PTSHX	Ultrashort Bond	2.74 6 212	2.32 28 172	2.39 8 134	1.89 11 67		2.37	0.11	10.01		—	—	0.55		
PIMCO International Bond (USD-Hdg) Instl <i>percentile rank</i> <i># of funds in category</i>	PFORX	World Bond	6.15 50 108	5.36 34 94	5.32 18 62	5.65 1 38		3.28	0.56	6.27		—	—	0.60		
Target Date																
American Funds 2010 Trgt Date Retire R6 <i>percentile rank</i> <i># of funds in category</i>	RFTTX	Target Date	9.25 85 119	6.65 64 88	7.55 46 75	6.99 5 52		7.37	0.91	9.01		—		0.30		
American Funds 2015 Trgt Date Retire R6 <i>percentile rank</i> <i># of funds in category</i>	RFJTX	Target Date	9.96 76 118	7.13 59 97	8.01 41 74	7.49 5 44		8.14	0.91	9.01		—		0.30		
American Funds 2020 Trgt Date Retire R6 <i>percentile rank</i> <i># of funds in category</i>	RRCTX	Target Date	10.99 62 178	7.68 49 157	8.57 51 118	8.14 3 72		8.60	0.87	9.01		—		0.31		
American Funds 2025 Trgt Date Retire R6 <i>percentile rank</i> <i># of funds in category</i>	RFDTX	Target Date	13.67 27 214	8.95 18 187	9.87 27 151	9.25 1 87		10.18	0.90	9.01		—		0.33		

EMPLOYEE BENEFIT PLAN OF EGER**Screens Summary (Data as of 12-31-2020)**

Fund Removed from Approved List

Fund on Watch List

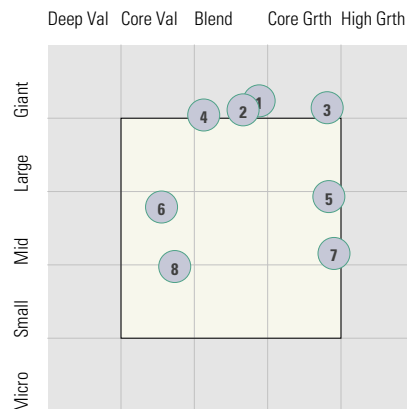
Name	Ticker	Asset Class	Trailing Performance and Risk				Management			Style		Expense			
			1 Yr	3 Yr	5 Yr	10 Yr	Pass/ Fail	Std Dev 3 Yr %	Beta 3 Yr %	Tenure	Pass/ Fail	Style Box	Pass/ Fail	Exp Ratio	Pass/ Fail
American Funds 2030 Trgt Date Retire R6 <i>percentile rank</i> <i># of funds in category</i>	RFETX	Target Date	15.16 17 224	9.84 11 197	11.06 15 158	10.08 1 89		12.06	0.93	9.01		—		0.35	
American Funds 2035 Trgt Date Retire R6 <i>percentile rank</i> <i># of funds in category</i>	RFCTX	Target Date	17.55 5 207	11.19 1 184	12.44 1 148	10.77 1 84		14.51	0.97	9.01		—		0.37	
American Funds 2040 Trgt Date Retire R6 <i>percentile rank</i> <i># of funds in category</i>	RFCTX	Target Date	18.77 4 218	11.76 1 197	12.99 1 158	11.09 1 89		15.59	0.94	9.01		—		0.38	
American Funds 2045 Trgt Date Retire R6 <i>percentile rank</i> <i># of funds in category</i>	RFHTX	Target Date	19.21 4 207	11.96 1 184	13.22 1 148	11.21 1 83		15.92	0.91	9.01		—		0.39	
American Funds 2050 Trgt Date Retire R6 <i>percentile rank</i> <i># of funds in category</i>	RFITX	Target Date	19.42 6 217	12.12 1 196	13.36 1 157	11.29 1 78		16.15	0.90	9.01		—		0.39	
American Funds 2055 Trgt Date Retire R6 <i>percentile rank</i> <i># of funds in category</i>	RFKTX	Target Date	19.39 5 207	12.11 1 184	13.35 1 145	11.27 1 44		16.15	0.90	9.01		—		0.39	
American Funds 2060 Trgt Date Retire R6 <i>percentile rank</i> <i># of funds in category</i>	RFUTX	Target Date	19.44 4 257	12.11 1 181	13.35 1 93	— — —		16.12	0.90	5.77		—		0.40	
American Funds 2065 Trgt Date Retire R6 <i>percentile rank</i> <i># of funds in category</i>	RFVTX	Target Date	— — 257	— — 181	— — 93	— — —	—	—	—	1.00		—		0.40	
Balanced															
Vanguard LifeStrategy Cnsvr Gr Inv <i>percentile rank</i> <i># of funds in category</i>	VSCGX	Target Risk	11.51 27 549	7.78 17 524	8.03 17 462	6.65 25 280		7.92	1.01	26.27		—		0.12	
Vanguard LifeStrategy Growth Inv <i>percentile rank</i> <i># of funds in category</i>	VASGX	Target Risk	15.45 27 325	9.79 23 308	11.32 18 279	9.38 20 188		15.14	1.03	26.27		—		0.14	
Vanguard LifeStrategy Income Inv <i>percentile rank</i> <i># of funds in category</i>	VASIX	Target Risk	9.13 27 177	6.56 14 166	6.24 30 149	5.17 34 93		4.74	0.96	26.27		—		0.11	
Vanguard LifeStrategy Moderate Gr Inv <i>percentile rank</i> <i># of funds in category</i>	VSMGX	Target Risk	13.59 36 673	8.84 36 636	9.71 36 576	8.11 45 414		11.49	0.99	26.27		—		0.13	

EMPLOYEE BENEFIT PLAN OF EGER

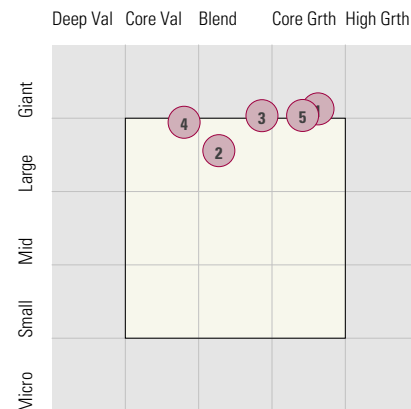
Style Analysis (Data as of 12-31-2020)

Style Analysis

Morningstar Style Box US Stock



Morningstar Style Box Non-US Stock



US Stock Funds

	Category	Super Sectors %			Asset Allocation %			Avg Mkt Cap M\$	
		Cyclical	Defensive	Sensitive	Cash	US Stock	Foreign		
1	American Funds Invmt Co of Amer R6	Large Blend	23.07	29.94	47.00	11.69	76.71	11.31	73.81
2	Vanguard 500 Index Admiral	Large Blend Index	28.52	27.38	44.10	0.70	98.04	1.26	71.43
3	American Funds Growth Fund of Amer R6	Large Growth	27.07	21.94	51.00	7.92	81.05	10.37	50.19
4	American Funds Washington Mutual R6	Large Value	25.88	30.98	43.14	5.07	86.70	7.96	92.42
5	Vanguard Mid-Cap Growth Index Admiral	Mid-Cap Growth	30.52	19.89	49.61	0.78	98.00	1.22	11.59
6	Vanguard Mid-Cap Value Index Admiral	Mid-Cap Value	47.47	25.59	26.94	0.12	96.26	3.62	9.97
7	Vanguard Small Cap Growth Index Admiral	Small Growth	27.21	25.30	47.51	1.87	97.57	0.56	2.95
8	Vanguard Small Cap Value Index Admiral	Small Value	52.21	15.83	31.94	1.59	97.41	1.00	2.79

Non-US Stock Funds

	Category	Super Sectors %			Regional Exposure %			Market Maturity %			
		Cyclical	Defensive	Sensitive	Americas	Greater Asia	Greater Europe	Developed	EM%	Avg Mkt Cap M\$	
1	American Funds New World R6	Diversified Emerging Mkts	38.15	23.00	38.86	34.09	40.35	25.58	60.64	39.36	20.17
2	Vanguard Developed Markets Index Admiral	Foreign Large Blend Index	37.18	27.61	35.23	9.09	37.90	53.02	99.07	0.93	30.79
3	MFS Instl International Equity	Foreign Large Growth	28.51	37.69	33.80	7.59	25.12	67.29	95.63	4.37	36.95
4	Vanguard International Value Inv	Foreign Large Value	33.27	21.85	44.88	7.63	37.88	54.50	89.21	10.79	33.22
5	Invesco Global R6	World Stock	32.80	16.21	50.98	51.29	21.16	27.55	92.81	7.19	34.93

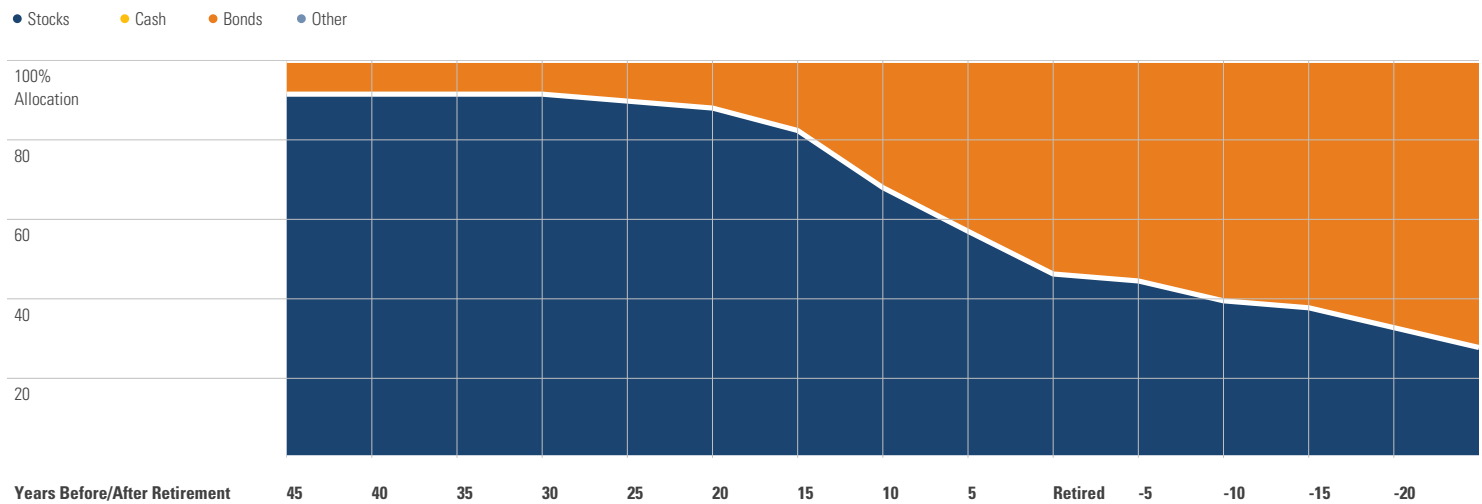
Fixed Income Funds

	Category	Super Sectors %				Avg Eff Duration	Credit Quality %			
		US Govt Debt	Mtg	US Credit	Non US		Inv Grade	Below Inv Grade	NR/NA	
1	BlackRock High Yield Bond K	High Yield Bond	0.02	0.00	82.93	0.00	2.83	4.65	95.10	0.25
2	PIMCO Real Return Instl	Inflation-Protected Bond	67.81	8.23	5.30	0.00	7.81	97.00	3.00	0.00
3	Western Asset Core Bond IS	Intermediate-Term Bond	20.77	41.10	30.44	0.00	4.85	101.65	0.26	-1.91
4	Loomis Sayles Investment Grade Bond N	Multisector Bond	19.13	0.00	75.00	0.00	3.29	87.63	5.55	6.81
5	PIMCO Short-Term Instl	Ultrashort Bond	22.37	5.89	31.68	0.00	0.97	91.00	9.00	0.00
6	PIMCO International Bond (USD-Hdg) Instl	World Bond	34.33	8.25	8.29	0.00	7.96	93.00	7.00	0.00

EMPLOYEE BENEFIT PLAN OF EGER

Target Date Analysis (Data as of 12-31-2020)

Target Date Allocation



Target Date Portfolio Data

Asset Allocation %

	Total Stock	US Stock	Non-US Stock	Total Bond	Infl Prot Bond	HY Bond	Cash	Other	Avg Mkt Cap \$M
American Funds 2010 Trgt Date Retire R6	39.39	27.19	12.20	53.60	13.10	5.20	6.30	0.71	61.97
American Funds 2015 Trgt Date Retire R6	43.90	30.32	13.58	49.11	14.13	5.18	6.31	0.68	60.10
American Funds 2020 Trgt Date Retire R6	45.29	32.06	13.23	47.74	14.41	4.93	6.33	0.64	54.76
American Funds 2025 Trgt Date Retire R6	55.13	37.45	17.68	38.17	13.93	1.03	6.19	0.52	47.62
American Funds 2030 Trgt Date Retire R6	64.55	43.17	21.38	28.78	14.41	0.88	6.21	0.46	45.00
American Funds 2035 Trgt Date Retire R6	78.12	51.14	26.98	15.71	12.53	0.38	5.75	0.41	43.38
American Funds 2040 Trgt Date Retire R6	83.10	54.34	28.76	10.76	4.79	0.34	5.75	0.40	43.20
American Funds 2045 Trgt Date Retire R6	84.55	55.31	29.24	9.30	4.22	0.22	5.76	0.39	43.56
American Funds 2050 Trgt Date Retire R6	85.79	56.69	29.10	8.03	4.16	0.13	5.80	0.37	43.58
American Funds 2055 Trgt Date Retire R6	85.85	56.74	29.11	7.99	4.18	0.13	5.80	0.37	43.54
American Funds 2060 Trgt Date Retire R6	85.84	56.71	29.13	7.99	4.18	0.13	5.80	0.37	—
American Funds 2065 Trgt Date Retire R6	83.30	55.74	27.56	8.27	4.03	0.11	7.83	0.60	—