

# EDUCATIONAL SYSTEMS FEDERAL CREDIT

## Screens Summary (Data as of 12-31-2020)

⊖ Fund Removed from Approved List    ⚠ Fund on Watch List

Name	Ticker	Asset Class	Trailing Performance and Risk				Management			Style		Expense			
			1 Yr	3 Yr	5 Yr	10 Yr	Pass/ Fail	Std Dev 3 Yr %	Beta 3 Yr %	Tenure	Pass/ Fail	Style Box	Pass/ Fail	Exp Ratio	Pass/ Fail
<b>US Stock</b>															
JPMorgan US Equity I <i>percentile rank</i> <i># of funds in category</i>	JUESX	Large Blend	26.41 3 1,369	16.13 5 1,237	16.04 6 1,078	14.19 6 817	✔	19.65	1.04	6.38	✔	⚠	✖	0.69	✔
BNY Mellon S&P 500 Index <i>percentile rank</i> <i># of funds in category</i>	PEOPX	Large Blend Index	17.77 45 1,369	13.60 38 1,237	14.63 34 1,078	13.33 31 817	✔	18.80	1.00	20.77	✔	⚠	✔	0.50	✔
Fidelity® Contrafund® <i>percentile rank</i> <i># of funds in category</i>	FCNTX	Large Growth	32.50 54 1,291	19.01 60 1,204	18.16 51 1,081	15.39 47 796	✔	19.60	0.97	30.31	✔	⚠	✔	0.85	✔
American Funds American Mutual R4 <i>percentile rank</i> <i># of funds in category</i>	RMFEX	Large Value	4.71 33 1,202	7.64 23 1,130	10.84 22 1,000	10.64 27 717	✔	14.48	0.71	15.01	✔	⚠	✖	0.62	✔
Baron Growth Retail <i>percentile rank</i> <i># of funds in category</i>	BGRFX	Mid-Cap Growth	32.72 54 604	21.77 33 564	19.45 28 504	14.76 34 383	✔	23.98	1.07	26.02	✔	⚠	✔	1.29	✔
American Century Mid Cap Value Inv <i>percentile rank</i> <i># of funds in category</i>	ACMVX	Mid-Cap Value	1.62 61 415	4.44 47 396	9.32 39 349	10.38 16 247	✔	20.64	0.89	16.76	✔	⚠	✔	0.98	✔
Wells Fargo Small Company Growth Admin <i>percentile rank</i> <i># of funds in category</i>	NVSCX	Small Growth	28.47 67 616	15.92 60 576	15.03 71 505	13.09 64 383	✔	26.18	1.01	26.16	✔	⚠	✔	1.19	✔
Delaware Small Cap Value A <i>percentile rank</i> <i># of funds in category</i>	DEV LX	Small Value	-1.47 77 416	1.26 62 386	8.73 32 358	8.27 40 259	✔	27.04	1.01	23.68	✔	⚠	✔	1.15	✔
<b>Non-US Stock</b>															
American Funds New World R4 <i>percentile rank</i> <i># of funds in category</i>	RNWEX	Diversified Emerging Mkts	24.86 22 797	11.80 8 697	14.01 23 597	7.05 2 279	✔	18.50	0.88	21.56	✔	⚠	✔	0.94	✔
BNY Mellon International Stock Index Inv <i>percentile rank</i> <i># of funds in category</i>	DIISX	Foreign Large Blend Index	7.50 65 780	3.97 61 674	7.15 66 584	5.06 60 383	✔	17.86	0.97	10.52	✔	⚠	✔	0.60	✔
MFS International Growth R3 <i>percentile rank</i> <i># of funds in category</i>	MGRTX	Foreign Large Growth	15.45 80 452	10.01 50 388	12.49 37 318	7.51 51 234	✔	16.02	0.85	10.97	✔	⚠	✔	1.08	✔
Vanguard International Value Inv <i>percentile rank</i> <i># of funds in category</i>	VTRIX	Foreign Large Value	8.99 5 353	3.90 5 323	8.43 3 281	5.08 13 184	✔	20.05	1.09	10.60	✔	⚠	✖	0.38	✔
American Funds Capital World Gr&Inc R4 <i>percentile rank</i> <i># of funds in category</i>	RWIE X	World Stock	15.36 47 869	9.05 48 762	11.47 45 636	9.18 50 390	✔	17.29	0.95	14.92	✔	⚠	✔	0.77	✔

# EDUCATIONAL SYSTEMS FEDERAL CREDIT

## Screens Summary (Data as of 12-31-2020)

⊖ Fund Removed from Approved List    ⚠ Fund on Watch List

Name	Ticker	Asset Class	Trailing Performance and Risk				Management			Style		Expense				
			1 Yr	3 Yr	5 Yr	10 Yr	Pass/ Fail	Std Dev 3 Yr %	Beta 3 Yr %	Tenure	Pass/ Fail	Style Box	Pass/ Fail	Exp Ratio	Pass/ Fail	
<b>Alternative</b>																
DWS Enhanced Commodity Strategy S	SKSRX	Commodities Broad Basket	-1.88	-3.86	-0.03	-4.25	✓	12.47	0.81	10.76	✓	—	✓	1.01	✓	
<i>percentile rank</i>			54	81	80	14										
<i># of funds in category</i>			124	106	95	55										
T. Rowe Price Global Real Estate Adv	PAGEX	Global Real Estate	-4.13	2.91	3.79	5.63	✓	17.78	0.88	5.76	✓	☒	✓	1.15	✓	
<i>percentile rank</i>			33	50	75	48										
<i># of funds in category</i>			204	187	166	100										
<b>Fixed Income</b>																
Eaton Vance Income Fund of Boston A	EVIBX	High Yield Bond	4.81	4.89	6.62	5.82	✓	8.65	0.91	6.16	✓	—	—	1.00	✓	
<i>percentile rank</i>			59	54	64	42										
<i># of funds in category</i>			678	629	556	352										
BlackRock Inflation Protected Bond Inv A	BPRAX	Inflation- Protected Bond	11.53	5.64	4.70	3.18	✓	4.08	1.04	3.88	✓	—	—	0.90	✗	
<i>percentile rank</i>			18	42	44	51										
<i># of funds in category</i>			207	197	173	117										
Metropolitan West Total Return Bd M	MWTRX	Intermediate- Term Bond	8.79	5.80	4.56	4.49	✓	3.56	1.03	23.77	✓	—	—	0.68	✓	
<i>percentile rank</i>			36	32	68	35										
<i># of funds in category</i>			602	543	464	343										
PIMCO Income A	PONAX	Multisector Bond	5.38	4.35	5.88	6.94	✓	5.78	0.88	13.77	✓	—	—	1.49	✗	
<i>percentile rank</i>			56	57	33	2										
<i># of funds in category</i>			340	299	262	138										
PIMCO Short-Term A	PSHAX	Ultrashort Bond	2.48	2.07	2.14	1.63	✓	2.36	0.11	10.01	✓	—	—	0.80	✗	
<i>percentile rank</i>			9	50	19	18										
<i># of funds in category</i>			212	172	134	67										
Templeton Global Bond A	TPINX	World Bond	-4.41	-0.87	1.16	1.76	✗	6.15	-0.49	19.01	✓	—	—	0.92	✓	
<i>percentile rank</i>			88	95	92	89										
<i># of funds in category</i>			316	269	240	96										
<b>Target Date</b>																
American Funds 2010 Trgt Date Retire R4	RDATX	Target Date	8.83	6.26	7.17	6.61	✓	7.33	0.90	9.01	✓	—	✓	0.65	✓	
<i>percentile rank</i>			94	86	65	28										
<i># of funds in category</i>			119	88	75	52										
American Funds 2015 Trgt Date Retire R4	RDBTX	Target Date	9.47	6.74	7.63	7.11	✓	8.13	0.91	9.01	✓	—	✓	0.65	✓	
<i>percentile rank</i>			82	80	81	30										
<i># of funds in category</i>			118	97	74	44										
American Funds 2020 Trgt Date Retire R4	RDCTX	Target Date	10.55	7.29	8.19	7.76	✓	8.63	0.87	9.01	✓	—	✓	0.66	✓	
<i>percentile rank</i>			67	64	61	26										
<i># of funds in category</i>			178	157	118	72										
American Funds 2025 Trgt Date Retire R4	RDDTX	Target Date	13.35	8.59	9.48	8.88	✓	10.17	0.90	9.01	✓	—	✓	0.68	✓	
<i>percentile rank</i>			35	29	37	4										
<i># of funds in category</i>			214	187	151	87										

# EDUCATIONAL SYSTEMS FEDERAL CREDIT

## Screens Summary (Data as of 12-31-2020)

🚫 Fund Removed from Approved List    ⚠️ Fund on Watch List

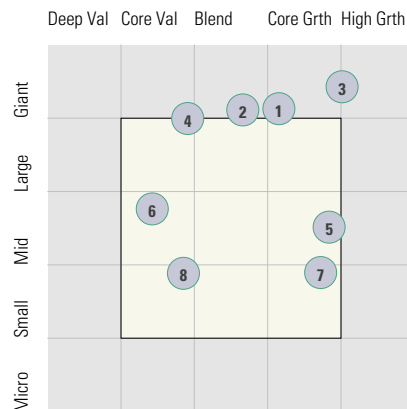
Name	Ticker	Asset Class	Trailing Performance and Risk				Management			Style		Expense			
			1 Yr	3 Yr	5 Yr	10 Yr	Pass/ Fail	Std Dev 3 Yr %	Beta 3 Yr %	Tenure	Pass/ Fail	Style Box	Pass/ Fail	Exp Ratio	Pass/ Fail
American Funds 2030 Trgt Date Retire R4 <i>percentile rank</i> <i># of funds in category</i>	RDETX	Target Date	14.77 21 224	9.46 20 197	10.68 25 158	9.70 3 89	✔️	12.08	0.93	9.01	✔️	—	✔️	0.70	✔️
American Funds 2035 Trgt Date Retire R4 <i>percentile rank</i> <i># of funds in category</i>	RDFTX	Target Date	17.11 8 207	10.79 3 184	12.04 8 148	10.39 2 84	✔️	14.53	0.97	9.01	✔️	—	✖️	0.72	✔️
American Funds 2040 Trgt Date Retire R4 <i>percentile rank</i> <i># of funds in category</i>	RDGTX	Target Date	18.37 8 218	11.37 1 197	12.61 1 158	10.70 2 89	✔️	15.58	0.94	9.01	✔️	—	✔️	0.73	✔️
American Funds 2045 Trgt Date Retire R4 <i>percentile rank</i> <i># of funds in category</i>	RDHTX	Target Date	18.80 5 207	11.57 1 184	12.83 3 148	10.83 2 83	✔️	15.89	0.91	9.01	✔️	—	✔️	0.74	✔️
American Funds 2050 Trgt Date Retire R4 <i>percentile rank</i> <i># of funds in category</i>	RDITX	Target Date	19.03 7 217	11.75 1 196	12.98 1 157	10.90 3 78	✔️	16.13	0.90	9.01	✔️	—	✔️	0.74	✔️
American Funds 2055 Trgt Date Retire R4 <i>percentile rank</i> <i># of funds in category</i>	RDJTX	Target Date	19.00 6 207	11.73 1 184	12.96 5 145	10.88 4 44	✔️	16.15	0.90	9.01	✔️	—	✔️	0.74	✔️
American Funds 2060 Trgt Date Retire R4 <i>percentile rank</i> <i># of funds in category</i>	RDKTX	Target Date	19.02 4 257	11.71 1 181	12.95 5 93	— — —	✔️	16.13	0.90	5.77	✔️	—	✔️	0.75	✔️
American Funds 2065 Trgt Date Retire R4 <i>percentile rank</i> <i># of funds in category</i>	RDLTX	Target Date	— — 257	— — 181	— — 93	— — —	—	—	—	1.00	✖️	—	✔️	0.76	✔️
<b>Balanced</b>															
MFS Conservative Allocation R3 <i>percentile rank</i> <i># of funds in category</i>	MACNX	Target Risk	11.62 25 549	8.18 10 524	8.14 16 462	6.50 30 280	✔️	8.62	1.09	18.52	✔️	—	✔️	0.89	✔️
MFS Growth Allocation R3 <i>percentile rank</i> <i># of funds in category</i>	MAGEX	Target Risk	14.48 30 325	10.80 11 308	11.71 14 279	9.28 24 188	✔️	14.86	1.00	18.52	✔️	—	✔️	0.98	✔️
MFS Moderate Allocation R3 <i>percentile rank</i> <i># of funds in category</i>	MAMHX	Target Risk	13.61 36 673	9.73 23 636	10.07 26 576	8.02 47 414	✔️	11.63	1.00	18.52	✔️	—	✔️	0.94	✔️

# EDUCATIONAL SYSTEMS FEDERAL CREDIT

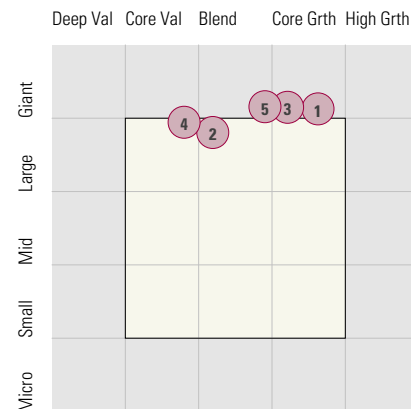
## Style Analysis (Data as of 12-31-2020)

### Style Analysis

Morningstar Style Box US Stock



Morningstar Style Box Non-US Stock



#### US Stock Funds

Fund	Category	Super Sectors %			Asset Allocation %			Avg Mkt Cap M\$
		Cyclical	Defensive	Sensitive	Cash	US Stock	Foreign	
1 JPMorgan US Equity I	Large Blend	29.84	23.73	46.45	0.57	96.01	3.42	66.96
2 BNY Mellon S&P 500 Index	Large Blend Index	28.61	27.32	44.07	0.31	98.38	1.26	71.20
3 Fidelity® Contrafund®	Large Growth	34.92	17.09	47.99	0.87	91.05	7.18	72.75
4 American Funds American Mutual R4	Large Value	23.99	41.00	35.01	12.66	74.80	11.32	62.67
5 Baron Growth Retail	Mid-Cap Growth	64.31	12.53	23.16	0.00	97.27	2.40	3.98
6 American Century Mid Cap Value Inv	Mid-Cap Value	37.38	32.74	29.88	3.36	84.34	12.30	11.80
7 Wells Fargo Small Company Growth Admin	Small Growth	25.89	31.28	42.82	3.48	88.13	3.79	1.82
8 Delaware Small Cap Value A	Small Value	53.48	10.44	36.08	3.65	93.39	2.07	2.27

#### Non-US Stock Funds

Fund	Category	Super Sectors %			Regional Exposure %			Market Maturity %		
		Cyclical	Defensive	Sensitive	Americas	Greater Asia	Greater Europe	Developed	EM%	Avg Mkt Cap M\$
1 American Funds New World R4	Diversified Emerging Mkts	38.15	23.00	38.86	34.09	40.35	25.58	60.64	39.36	20.17
2 BNY Mellon International Stock Index Inv	Foreign Large Blend Index	35.84	31.39	32.77	0.83	37.57	61.61	99.57	0.43	35.74
3 MFS International Growth R3	Foreign Large Growth	28.50	36.90	34.59	13.77	28.33	57.90	88.99	11.01	29.09
4 Vanguard International Value Inv	Foreign Large Value	33.27	21.85	44.88	7.63	37.88	54.50	89.21	10.79	33.22
5 American Funds Capital World Gr&Inc R4	World Stock	33.07	30.60	36.33	52.23	18.74	29.04	88.24	11.76	55.41

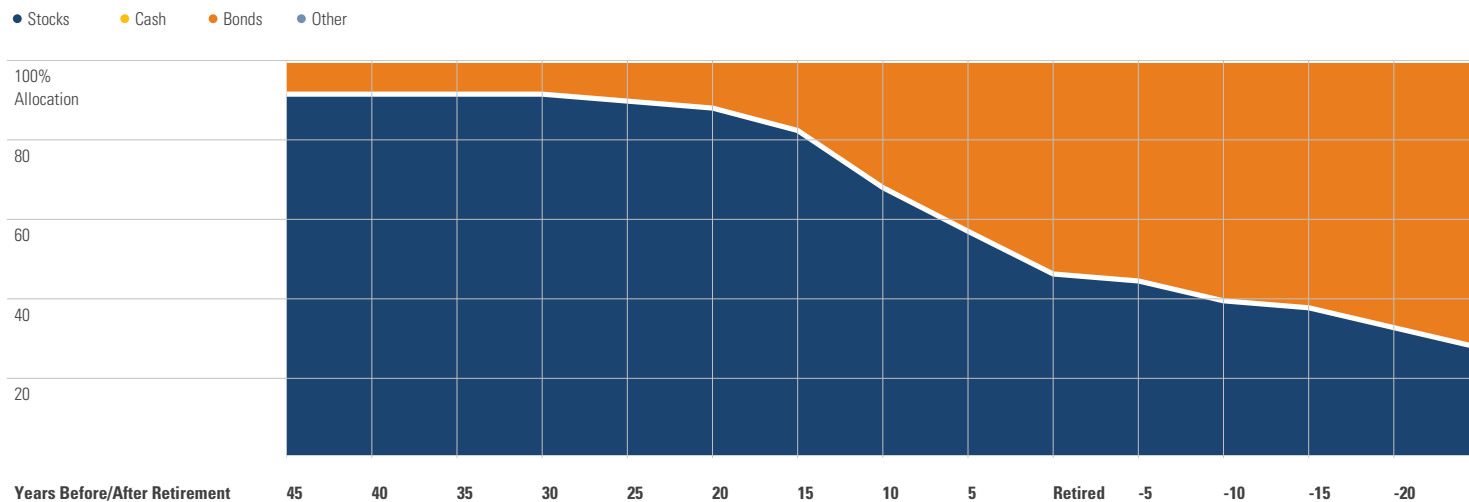
#### Fixed Income Funds

Fund	Category	Super Sectors %				Avg Eff Duration	Credit Quality %		
		US Govt Debt	Mtg	US Credit	Non US		Inv Grade	Below Inv Grade	NR/NA
1 Eaton Vance Income Fund of Boston A	High Yield Bond	0.00	0.00	88.06	0.00	2.55	8.04	89.77	2.19
2 BlackRock Inflation Protected Bond Inv A	Inflation-Protected Bond	95.14	0.34	1.52	0.00	6.90	99.78	0.22	0.00
3 Metropolitan West Total Return Bd M	Intermediate-Term Bond	13.40	45.23	32.07	0.00	5.92	94.63	5.36	0.01
4 PIMCO Income A	Multisector Bond	23.42	14.10	18.31	0.00	0.91	81.00	19.00	0.00
5 PIMCO Short-Term A	Ultrashort Bond	22.37	5.89	31.68	0.00	0.97	91.00	9.00	0.00
6 Templeton Global Bond A	World Bond	82.53	0.00	0.06	0.00	-1.01	85.16	17.29	-2.44

# EDUCATIONAL SYSTEMS FEDERAL CREDIT

## Target Date Analysis (Data as of 12-31-2020)

### Target Date Allocation



### Target Date Portfolio Data

	Asset Allocation %								
	Total Stock	US Stock	Non-US Stock	Total Bond	Infl Prot Bond	HY Bond	Cash	Other	Avg Mkt Cap \$M
American Funds 2010 Trgt Date Retire R4	39.39	27.19	12.20	53.60	13.10	5.20	6.30	0.71	61.97
American Funds 2015 Trgt Date Retire R4	43.90	30.32	13.58	49.11	14.13	5.18	6.31	0.68	60.10
American Funds 2020 Trgt Date Retire R4	45.29	32.06	13.23	47.74	14.41	4.93	6.33	0.64	54.76
American Funds 2025 Trgt Date Retire R4	55.13	37.45	17.68	38.17	13.93	1.03	6.19	0.52	47.62
American Funds 2030 Trgt Date Retire R4	64.55	43.17	21.38	28.78	14.41	0.88	6.21	0.46	45.00
American Funds 2035 Trgt Date Retire R4	78.12	51.14	26.98	15.71	12.53	0.38	5.75	0.41	43.38
American Funds 2040 Trgt Date Retire R4	83.10	54.34	28.76	10.76	4.79	0.34	5.75	0.40	43.20
American Funds 2045 Trgt Date Retire R4	84.55	55.31	29.24	9.30	4.22	0.22	5.76	0.39	43.56
American Funds 2050 Trgt Date Retire R4	85.79	56.69	29.10	8.03	4.16	0.13	5.80	0.37	43.58
American Funds 2055 Trgt Date Retire R4	85.85	56.74	29.11	7.99	4.18	0.13	5.80	0.37	43.54
American Funds 2060 Trgt Date Retire R4	85.84	56.71	29.13	7.99	4.18	0.13	5.80	0.37	—
American Funds 2065 Trgt Date Retire R4	83.30	55.74	27.56	8.27	4.03	0.11	7.83	0.60	—