

EMMERT WELDING AND MANUFACTURING CO

Screens Summary (Data as of 12-31-2020)

⊖ Fund Removed from Approved List ⚠ Fund on Watch List

Name	Ticker	Asset Class	Trailing Performance and Risk				Management			Style		Expense				
			1 Yr	3 Yr	5 Yr	10 Yr	Pass/Fail	Std Dev 3 Yr %	Beta 3 Yr %	Tenure	Pass/Fail	Style Box	Pass/Fail	Exp Ratio	Pass/Fail	
US Stock																
JPMorgan US Equity R6 <i>percentile rank</i> <i># of funds in category</i>	JUEMX	Large Blend	26.74 3 1,369	16.43 3 1,237	16.33 4 1,078	14.48 3 817	✔	19.62	1.04	6.38	✔	☒	✖	0.44	✔	
Vanguard 500 Index Admiral <i>percentile rank</i> <i># of funds in category</i>	VFIAX	Large Blend Index	18.37 38 1,369	14.14 24 1,237	15.18 20 1,078	13.85 12 817	✔	18.80	1.00	4.68	✔	☒	✔	0.04	✔	
Vanguard Growth Index Admiral <i>percentile rank</i> <i># of funds in category</i>	VIGAX	Large Growth	40.19 28 1,291	22.97 30 1,204	20.32 24 1,081	16.67 25 796	✔	20.09	1.01	26.02	✔	☒	✔	0.05	✔	
JPMorgan Equity Income R6 <i>percentile rank</i> <i># of funds in category</i>	OIEJX	Large Value	3.88 40 1,202	7.99 20 1,130	11.32 18 1,000	- - 717	✔	18.03	0.90	16.43	✔	☒	✔	0.47	✔	
Neuberger Berman Mid Cap Growth Inst <i>percentile rank</i> <i># of funds in category</i>	NBMLX	Mid-Cap Growth	39.71 36 604	20.77 38 564	18.33 37 504	14.43 42 383	✔	21.74	0.99	17.93	✔	☒	✔	0.70	✔	
Vanguard Mid-Cap Value Index Admiral <i>percentile rank</i> <i># of funds in category</i>	VMVAX	Mid-Cap Value	2.54 55 415	4.75 39 396	9.17 43 349	- - 247	✔	22.68	0.98	14.38	✔	☒	✔	0.07	✔	
Wells Fargo Small Company Growth Inst <i>percentile rank</i> <i># of funds in category</i>	WSCGX	Small Growth	28.78 67 616	16.21 58 576	15.31 69 505	13.38 57 383	✔	26.18	1.01	26.16	✔	☒	✔	0.94	✔	
Vanguard Small Cap Value Index Admiral <i>percentile rank</i> <i># of funds in category</i>	VSIAX	Small Value	5.85 32 416	4.48 20 386	9.73 20 358	- - 259	✔	25.82	0.97	4.68	✔	☒	✖	0.07	✔	
Non-US Stock																
American Funds New World R6 <i>percentile rank</i> <i># of funds in category</i>	RNWXG	Diversified Emerging Mkts	25.30 21 797	12.19 7 697	14.41 20 597	7.43 1 279	✔	18.50	0.88	21.56	✔	☒	✔	0.59	✔	
Vanguard Developed Markets Index Admiral <i>percentile rank</i> <i># of funds in category</i>	VTMGX	Foreign Large Blend Index	10.26 40 780	4.81 41 674	8.31 34 584	5.92 27 383	✔	18.86	1.02	7.86	✔	☒	✔	0.07	✔	
MFS International Growth R4 <i>percentile rank</i> <i># of funds in category</i>	MGRVX	Foreign Large Growth	15.70 78 452	10.28 47 388	12.77 33 318	7.77 43 234	✔	16.04	0.85	10.97	✔	☒	✔	0.83	✔	
Vanguard International Value Inv <i>percentile rank</i> <i># of funds in category</i>	VTRIX	Foreign Large Value	8.99 5 353	3.90 5 323	8.43 3 281	5.08 13 184	✔	20.05	1.09	10.60	✔	☒	✖	0.38	✔	
Invesco Global Y <i>percentile rank</i> <i># of funds in category</i>	OGLYX	World Stock	27.90 20 869	13.48 23 762	14.91 18 636	11.64 16 390	✔	21.56	1.17	3.76	✔	☒	✔	0.83	✔	

EMMERT WELDING AND MANUFACTURING CO

Screens Summary (Data as of 12-31-2020)

⊖ Fund Removed from Approved List ⚠ Fund on Watch List

Name	Ticker	Asset Class	Trailing Performance and Risk				Management			Style		Expense			
			1 Yr	3 Yr	5 Yr	10 Yr	Pass/ Fail	Std Dev 3 Yr %	Beta 3 Yr %	Tenure	Pass/ Fail	Style Box	Pass/ Fail	Exp Ratio	Pass/ Fail
Alternative															
Invesco Balanced-Risk Commodity Strat R6	IBRFX	Commodities Broad Basket	8.00	-0.19	3.19	—	✔	16.09	1.05	10.09	✔	—	—	1.11	✔
<i>percentile rank</i>			3	14	18	—									
<i># of funds in category</i>			124	106	95	55									
Vanguard Real Estate Index Admiral	VGSLX	Real Estate	-4.65	4.96	5.65	8.68	✔	18.90	0.94	24.65	✔	—	✔	0.12	✔
<i>percentile rank</i>			44	41	38	31									
<i># of funds in category</i>			248	225	199	144									
Fixed Income															
Baird Core Plus Bond Inst	BCOIX	Core Plus Bond	8.80	6.03	5.49	4.83	✔	4.12	1.07	20.27	✔	—	—	0.30	✔
<i>percentile rank</i>			35	24	24	18									
<i># of funds in category</i>			602	543	464	343									
Fidelity® High Income	SPHIX	High Yield Bond	2.44	4.51	7.53	5.76	✔	9.29	0.97	2.25	✖	—	—	0.69	✔
<i>percentile rank</i>			87	66	30	47									
<i># of funds in category</i>			678	629	556	352									
American Century Inflation Adjs Bond R5	AIANX	Inflation-Protected Bond	10.51	5.30	4.81	3.46	✔	4.18	1.05	19.10	✔	—	—	0.27	✔
<i>percentile rank</i>			46	51	42	38									
<i># of funds in category</i>			207	197	173	117									
Baird Aggregate Bond Inst	BAGIX	Intermediate-Term Bond	8.63	5.84	5.04	4.68	✔	3.81	1.07	20.27	✔	☐	—	0.30	✔
<i>percentile rank</i>			22	14	11	5									
<i># of funds in category</i>			416	381	331	253									
PIMCO Short-Term I2	PTSPX	Ultrashort Bond	2.64	2.22	2.29	1.79	✔	2.36	0.11	10.01	✔	—	—	0.65	✖
<i>percentile rank</i>			7	34	11	14									
<i># of funds in category</i>			212	172	134	67									
Templeton Global Bond Adv	TGBAX	World Bond	-4.19	-0.65	1.41	2.00	✖	6.10	-0.49	19.01	✔	—	—	0.67	✔
<i>percentile rank</i>			88	94	89	80									
<i># of funds in category</i>			316	269	240	96									
Target Date															
Vanguard Target Retirement 2015 Inv	VTXVX	Target Date	10.32	7.11	7.78	7.04	✔	7.44	0.84	7.86	✔	—	✔	0.13	✔
<i>percentile rank</i>			75	63	70	45									
<i># of funds in category</i>			118	97	74	44									
Vanguard Target Retirement 2020 Inv	VTWNX	Target Date	12.04	8.07	9.02	7.93	✔	9.85	1.00	7.86	✔	—	✔	0.13	✔
<i>percentile rank</i>			46	29	27	15									
<i># of funds in category</i>			178	157	118	72									
Vanguard Target Retirement 2025 Inv	VTTVX	Target Date	13.30	8.73	9.88	8.54	✔	11.60	1.04	7.86	✔	—	✔	0.13	✔
<i>percentile rank</i>			40	27	27	13									
<i># of funds in category</i>			214	187	151	87									
Vanguard Target Retirement 2030 Inv	VTHRX	Target Date	14.10	9.16	10.51	9.04	✔	12.98	1.00	7.86	✔	—	✔	0.14	✔
<i>percentile rank</i>			38	29	33	18									
<i># of funds in category</i>			224	197	158	89									

EMMERT WELDING AND MANUFACTURING CO

Screens Summary (Data as of 12-31-2020)

Fund Removed from Approved List

Fund on Watch List

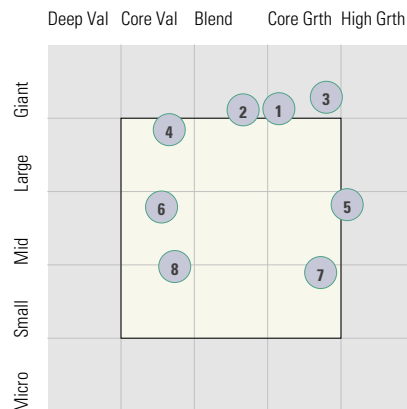
Name	Ticker	Asset Class	Trailing Performance and Risk				Management			Style		Expense			
			1 Yr	3 Yr	5 Yr	10 Yr	Pass/ Fail	Std Dev 3 Yr %	Beta 3 Yr %	Tenure	Pass/ Fail	Style Box	Pass/ Fail	Exp Ratio	Pass/ Fail
Vanguard Target Retirement 2035 Inv	VTTHX	Target Date	14.79	9.50	11.11	9.51		14.36	0.96	7.86		—		0.14	
<i>percentile rank</i>			43	37	34	17									
<i># of funds in category</i>			207	184	148	84									
Vanguard Target Retirement 2040 Inv	VFORX	Target Date	15.47	9.85	11.71	9.90		15.74	0.95	7.86		—		0.14	
<i>percentile rank</i>			40	36	30	18									
<i># of funds in category</i>			218	197	158	89									
Vanguard Target Retirement 2045 Inv	VTIVX	Target Date	16.30	10.20	12.09	10.09		16.98	0.97	7.86		—		0.15	
<i>percentile rank</i>			36	32	28	17									
<i># of funds in category</i>			207	184	148	83									
Vanguard Target Retirement 2050 Inv	VFIFX	Target Date	16.39	10.24	12.10	10.09		16.99	0.96	7.86		—		0.15	
<i>percentile rank</i>			37	35	30	24									
<i># of funds in category</i>			217	196	157	78									
Vanguard Target Retirement 2055 Inv	VFFVX	Target Date	16.32	10.22	12.09	10.10		16.98	0.95	7.86		—		0.15	
<i>percentile rank</i>			41	36	36	24									
<i># of funds in category</i>			207	184	145	44									
Vanguard Target Retirement 2060 Inv	VTTSX	Target Date	16.32	10.22	12.08	—		16.97	0.95	7.86		—		0.15	
<i>percentile rank</i>			42	40	46	—									
<i># of funds in category</i>			257	181	93	—									
Vanguard Target Retirement 2065 Inv	VLXVX	Target Date	16.17	10.15	—	—		16.99	0.95	3.47		—		0.15	
<i>percentile rank</i>			47	43	—	—									
<i># of funds in category</i>			257	181	93	—									
Vanguard Target Retirement Income Inv	VTINX	Target Date	10.02	6.86	6.86	5.88		6.22	0.84	7.86		—		0.12	
<i>percentile rank</i>			36	25	35	20									
<i># of funds in category</i>			168	148	126	84									
Balanced															
Vanguard LifeStrategy Cnsvr Gr Inv	VSCGX	Target Risk	11.51	7.78	8.03	6.65		7.92	1.01	26.27		—		0.12	
<i>percentile rank</i>			27	17	17	25									
<i># of funds in category</i>			549	524	462	280									
Vanguard LifeStrategy Growth Inv	VASGX	Target Risk	15.45	9.79	11.32	9.38		15.14	1.03	26.27		—		0.14	
<i>percentile rank</i>			27	23	18	20									
<i># of funds in category</i>			325	308	279	188									
Vanguard LifeStrategy Income Inv	VASIX	Target Risk	9.13	6.56	6.24	5.17		4.74	0.96	26.27		—		0.11	
<i>percentile rank</i>			27	14	30	34									
<i># of funds in category</i>			177	166	149	93									
Vanguard LifeStrategy Moderate Gr Inv	VSMGX	Target Risk	13.59	8.84	9.71	8.11		11.49	0.99	26.27		—		0.13	
<i>percentile rank</i>			36	36	36	45									
<i># of funds in category</i>			673	636	576	414									

EMMERT WELDING AND MANUFACTURING CO

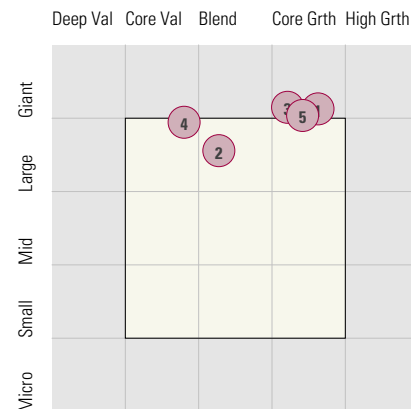
Style Analysis (Data as of 12-31-2020)

Style Analysis

Morningstar Style Box US Stock



Morningstar Style Box Non-US Stock



US Stock Funds

	Category	Super Sectors %			Asset Allocation %			Avg Mkt Cap M\$	
		Cyclical	Defensive	Sensitive	Cash	US Stock	Foreign		
1	JPMorgan US Equity R6	Large Blend	29.84	23.73	46.45	0.57	96.01	3.42	66.96
2	Vanguard 500 Index Admiral	Large Blend Index	28.52	27.38	44.10	0.70	98.04	1.26	71.43
3	Vanguard Growth Index Admiral	Large Growth	31.78	12.38	55.84	0.35	98.68	0.97	52.79
4	JPMorgan Equity Income R6	Large Value	39.43	28.93	31.64	3.17	96.03	0.80	55.01
5	Neuberger Berman Mid Cap Growth Inst	Mid-Cap Growth	20.43	22.28	57.28	1.44	94.53	4.03	8.18
6	Vanguard Mid-Cap Value Index Admiral	Mid-Cap Value	47.47	25.59	26.94	0.12	96.26	3.62	9.97
7	Wells Fargo Small Company Growth Inst	Small Growth	25.89	31.28	42.82	3.48	88.13	3.79	1.82
8	Vanguard Small Cap Value Index Admiral	Small Value	52.21	15.83	31.94	1.59	97.41	1.00	2.79

Non-US Stock Funds

	Category	Super Sectors %			Regional Exposure %			Market Maturity %			
		Cyclical	Defensive	Sensitive	Americas	Greater Asia	Greater Europe	Developed	EM%	Avg Mkt Cap M\$	
1	American Funds New World R6	Diversified Emerging Mkts	38.15	23.00	38.86	34.09	40.35	25.58	60.64	39.36	20.17
2	Vanguard Developed Markets Index Admiral	Foreign Large Blend Index	37.18	27.61	35.23	9.09	37.90	53.02	99.07	0.93	30.79
3	MFS International Growth R4	Foreign Large Growth	28.50	36.90	34.59	13.77	28.33	57.90	88.99	11.01	29.09
4	Vanguard International Value Inv	Foreign Large Value	33.27	21.85	44.88	7.63	37.88	54.50	89.21	10.79	33.22
5	Invesco Global Y	World Stock	32.80	16.21	50.98	51.29	21.16	27.55	92.81	7.19	34.93

Fixed Income Funds

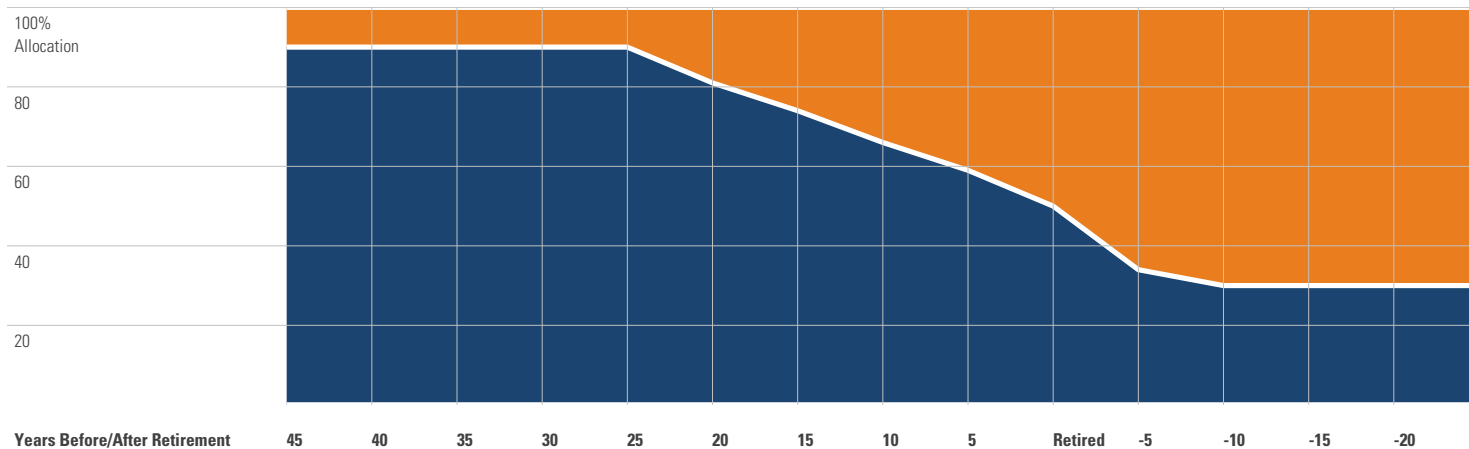
	Category	Super Sectors %				Avg Eff Duration	Credit Quality %			
		US Govt Debt	Mtg	US Credit	Non US		Inv Grade	Below Inv Grade	NR/NA	
1	Baird Core Plus Bond Inst	Core Plus Bond	16.73	22.96	51.40	0.00	5.56	96.50	3.20	0.30
2	Fidelity® High Income	High Yield Bond	0.00	0.00	91.12	0.00	—	2.48	96.79	0.73
3	American Century Inflation Adjs Bond R5	Inflation-Protected Bond	86.76	0.52	3.04	0.00	7.85	101.19	0.48	-1.67
4	Baird Aggregate Bond Inst	Intermediate-Term Bond	22.40	26.93	42.38	0.00	5.69	99.40	0.60	0.00
5	PIMCO Short-Term I2	Ultrashort Bond	22.37	5.89	31.68	0.00	0.97	91.00	9.00	0.00
6	Templeton Global Bond Adv	World Bond	82.53	0.00	0.06	0.00	-1.01	85.16	17.29	-2.44

EMMERT WELDING AND MANUFACTURING CO

Target Date Analysis (Data as of 12-31-2020)

Target Date Allocation

● Stocks ● Cash ● Bonds ● Other



Target Date Portfolio Data

Asset Allocation %

	Total Stock	US Stock	Non-US Stock	Total Bond	Infl Prot Bond	HY Bond	Cash	Other	Avg Mkt Cap \$M
Vanguard Target Retirement 2015 Inv	35.67	21.27	14.40	61.69	19.64	0.00	2.33	0.30	33.06
Vanguard Target Retirement 2020 Inv	49.63	29.54	20.09	48.14	13.71	0.00	1.97	0.27	33.09
Vanguard Target Retirement 2025 Inv	59.48	35.39	24.09	38.75	0.02	0.00	1.51	0.25	33.17
Vanguard Target Retirement 2030 Inv	66.87	39.79	27.08	31.41	0.00	0.00	1.51	0.22	33.19
Vanguard Target Retirement 2035 Inv	74.26	44.20	30.06	24.05	0.00	0.00	1.52	0.18	33.13
Vanguard Target Retirement 2040 Inv	81.62	48.77	32.85	16.68	0.00	0.00	1.55	0.14	33.06
Vanguard Target Retirement 2045 Inv	88.73	53.06	35.67	9.64	0.00	0.00	1.52	0.10	33.07
Vanguard Target Retirement 2050 Inv	88.47	52.85	35.62	9.81	0.00	0.00	1.61	0.10	33.08
Vanguard Target Retirement 2055 Inv	88.32	52.70	35.62	9.81	0.00	0.00	1.76	0.10	33.04
Vanguard Target Retirement 2060 Inv	88.23	52.39	35.84	9.81	0.00	0.00	1.85	0.10	33.03
Vanguard Target Retirement 2065 Inv	88.69	52.80	35.89	9.82	0.00	0.00	1.39	0.10	—
Vanguard Target Retirement Income Inv	29.88	17.59	12.29	67.31	21.76	0.00	2.48	0.31	33.08