

KEYSER INDUSTRIES INC 401K PLAN

Screens Summary (Data as of 12-31-2020)

⊖ Fund Removed from Approved List ⚠ Fund on Watch List

Name	Ticker	Asset Class	Trailing Performance and Risk				Management			Style		Expense				
			1 Yr	3 Yr	5 Yr	10 Yr	Pass/ Fail	Std Dev 3 Yr %	Beta 3 Yr %	Tenure	Pass/ Fail	Style Box	Pass/ Fail	Exp Ratio	Pass/ Fail	
US Stock																
JPMorgan US Equity R6 <i>percentile rank</i> <i># of funds in category</i>	JUEMX	Large Blend	26.74 3 1,369	16.43 3 1,237	16.33 4 1,078	14.48 3 817	✔	19.62	1.04	6.38	✔	⊠	✖	0.44	✔	
Vanguard 500 Index Admiral <i>percentile rank</i> <i># of funds in category</i>	VFIAX	Large Blend Index	18.37 38 1,369	14.14 24 1,237	15.18 20 1,078	13.85 12 817	✔	18.80	1.00	4.68	✔	⊠	✔	0.04	✔	
JPMorgan Large Cap Growth R6 <i>percentile rank</i> <i># of funds in category</i>	JLGMX	Large Growth	56.42 8 1,291	29.91 6 1,204	24.42 6 1,081	18.62 8 796	✔	22.15	1.09	16.42	✔	⊠	✔	0.44	✔	
American Funds Washington Mutual R6 <i>percentile rank</i> <i># of funds in category</i>	RWMGX	Large Value	8.08 90 1,369	9.83 80 1,237	12.68 70 1,078	12.51 52 817	✔	17.19	0.90	23.52	✔	⊠	✔	0.27	✔	
MFS Mid Cap Growth R6 <i>percentile rank</i> <i># of funds in category</i>	OTCKX	Mid-Cap Growth	35.80 40 604	23.77 24 564	20.21 23 504	- - 383	✔	19.29	0.87	12.12	✔	⊠	✔	0.70	✔	
American Century Mid Cap Value I <i>percentile rank</i> <i># of funds in category</i>	AVUAX	Mid-Cap Value	1.88 60 415	4.66 42 396	9.55 32 349	10.61 13 247	✔	20.65	0.89	16.76	✔	⊠	✔	0.78	✔	
Carillon Eagle Small Cap Growth I <i>percentile rank</i> <i># of funds in category</i>	HSIIX	Small Growth	37.61 45 616	15.84 61 576	16.15 62 505	12.89 66 383	✔	25.17	0.98	25.02	✔	⊠	✖	0.76	✔	
Delaware Small Cap Value Instl <i>percentile rank</i> <i># of funds in category</i>	DEVIX	Small Value	-1.23 75 416	1.52 58 386	9.00 29 358	8.54 34 259	✔	27.06	1.01	23.68	✔	⊠	✔	0.90	✔	
Non-US Stock																
JPMorgan Emerging Markets Equity L <i>percentile rank</i> <i># of funds in category</i>	JMIEX	Diversified Emerging Mkts	34.88 8 797	14.42 4 697	19.37 2 597	6.71 5 279	✔	20.82	1.01	15.34	✔	⊠	✔	0.94	✔	
American Funds Europacific Growth R6 <i>percentile rank</i> <i># of funds in category</i>	REGX	Foreign Large Blend	25.27 33 452	10.74 43 388	12.47 38 318	8.14 36 234	✔	19.13	1.02	19.60	✔	⊠	✔	0.46	✔	
Vanguard International Growth Adm <i>percentile rank</i> <i># of funds in category</i>	VWILX	Foreign Large Growth	59.74 4 452	22.45 4 388	21.77 4 318	12.39 5 234	✔	21.50	1.09	17.91	✔	⊠	✔	0.33	✔	
Vanguard International Value Inv <i>percentile rank</i> <i># of funds in category</i>	VTRIX	Foreign Large Value	8.99 5 353	3.90 5 323	8.43 3 281	5.08 13 184	✔	20.05	1.09	10.60	✔	⊠	✖	0.38	✔	
American Funds New Perspective R6 <i>percentile rank</i> <i># of funds in category</i>	RNPGX	World Stock	33.81 14 869	18.14 10 762	16.85 11 636	13.04 9 390	✔	19.35	1.06	20.10	✔	⊠	✔	0.42	✔	

KEYSER INDUSTRIES INC 401K PLAN

Screens Summary (Data as of 12-31-2020)

⊖ Fund Removed from Approved List ⚠ Fund on Watch List

Name	Ticker	Asset Class	Trailing Performance and Risk				Management			Style		Expense				
			1 Yr	3 Yr	5 Yr	10 Yr	Pass/ Fail	Std Dev 3 Yr %	Beta 3 Yr %	Tenure	Pass/ Fail	Style Box	Pass/ Fail	Exp Ratio	Pass/ Fail	
Alternative																
Invesco Balanced-Risk Commodity Strat R6	IBRFX	Commodities Broad Basket	8.00	-0.19	3.19	—	✔	16.09	1.05	10.09	✔	—	—	1.11	✔	
<i>percentile rank</i>			3	14	18	—										
<i># of funds in category</i>			124	106	95	55										
Vanguard Real Estate Index Admiral	VGSLX	Real Estate	-4.65	4.96	5.65	8.68	✔	18.90	0.94	24.65	✔	—	✔	0.12	✔	
<i>percentile rank</i>			44	41	38	31										
<i># of funds in category</i>			248	225	199	144										
Fixed Income																
BlackRock High Yield Bond Instl	BHYIX	High Yield Bond	5.82	5.83	7.88	6.71	✔	9.79	1.02	13.01	✔	—	—	0.62	✔	
<i>percentile rank</i>			38	20	16	7										
<i># of funds in category</i>			678	629	556	352										
PIMCO Real Return I2	PRLPX	Inflation-Protected Bond	11.98	5.93	5.31	3.69	✔	4.06	1.02	1.98	✖	—	—	0.63	✔	
<i>percentile rank</i>			13	21	11	22										
<i># of funds in category</i>			207	197	173	117										
Baird Aggregate Bond Inst	BAGIX	Intermediate-Term Bond	8.63	5.84	5.04	4.68	✔	3.81	1.07	20.27	✔	☒	—	0.30	✔	
<i>percentile rank</i>			22	14	11	5										
<i># of funds in category</i>			416	381	331	253										
PIMCO Income I2	PONPX	Multisector Bond	5.69	4.66	6.20	7.26	✔	5.78	0.88	13.77	✔	—	—	1.19	✔	
<i>percentile rank</i>			50	49	23	1										
<i># of funds in category</i>			340	299	262	138										
PIMCO Short-Term I2	PTSPX	Ultrashort Bond	2.64	2.22	2.29	1.79	✔	2.36	0.11	10.01	✔	—	—	0.65	✖	
<i>percentile rank</i>			7	34	11	14										
<i># of funds in category</i>			212	172	134	67										
PIMCO International Bond (USD-Hdg) I-2	PFBPX	World Bond	6.05	5.25	5.21	5.54	✔	3.27	0.56	6.27	✔	—	—	0.70	✔	
<i>percentile rank</i>			51	36	20	2										
<i># of funds in category</i>			108	94	62	38										
Target Date																
American Funds 2010 Trgt Date Retire R6	RFTTX	Target Date	9.25	6.65	7.55	6.99	✔	7.37	0.91	9.01	✔	—	✔	0.30	✔	
<i>percentile rank</i>			85	64	46	5										
<i># of funds in category</i>			119	88	75	52										
American Funds 2015 Trgt Date Retire R6	RFJTX	Target Date	9.96	7.13	8.01	7.49	✔	8.14	0.91	9.01	✔	—	✔	0.30	✔	
<i>percentile rank</i>			76	59	41	5										
<i># of funds in category</i>			118	97	74	44										
American Funds 2020 Trgt Date Retire R6	RRCTX	Target Date	10.99	7.68	8.57	8.14	✔	8.60	0.87	9.01	✔	—	✔	0.31	✔	
<i>percentile rank</i>			62	49	51	3										
<i># of funds in category</i>			178	157	118	72										
American Funds 2025 Trgt Date Retire R6	RFDTX	Target Date	13.67	8.95	9.87	9.25	✔	10.18	0.90	9.01	✔	—	✔	0.33	✔	
<i>percentile rank</i>			27	18	27	1										
<i># of funds in category</i>			214	187	151	87										

KEYSER INDUSTRIES INC 401K PLAN

Screens Summary (Data as of 12-31-2020)

Fund Removed from Approved List

Fund on Watch List

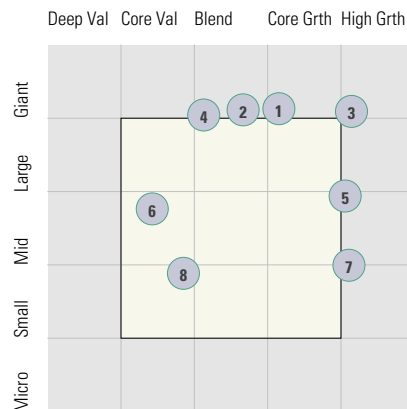
Name	Ticker	Asset Class	Trailing Performance and Risk				Management		Style		Expense				
			1 Yr	3 Yr	5 Yr	10 Yr	Pass/ Fail	Std Dev 3 Yr %	Beta 3 Yr %	Tenure	Pass/ Fail	Style Box	Pass/ Fail	Exp Ratio	Pass/ Fail
American Funds 2030 Trgt Date Retire R6 <i>percentile rank</i> <i># of funds in category</i>	RFETX	Target Date	15.16 17 224	9.84 11 197	11.06 15 158	10.08 1 89		12.06	0.93	9.01		—		0.35	
American Funds 2035 Trgt Date Retire R6 <i>percentile rank</i> <i># of funds in category</i>	RFCTX	Target Date	17.55 5 207	11.19 1 184	12.44 1 148	10.77 1 84		14.51	0.97	9.01		—		0.37	
American Funds 2040 Trgt Date Retire R6 <i>percentile rank</i> <i># of funds in category</i>	RFCTX	Target Date	18.77 4 218	11.76 1 197	12.99 1 158	11.09 1 89		15.59	0.94	9.01		—		0.38	
American Funds 2045 Trgt Date Retire R6 <i>percentile rank</i> <i># of funds in category</i>	RFHTX	Target Date	19.21 4 207	11.96 1 184	13.22 1 148	11.21 1 83		15.92	0.91	9.01		—		0.39	
American Funds 2050 Trgt Date Retire R6 <i>percentile rank</i> <i># of funds in category</i>	RFITX	Target Date	19.42 6 217	12.12 1 196	13.36 1 157	11.29 1 78		16.15	0.90	9.01		—		0.39	
American Funds 2055 Trgt Date Retire R6 <i>percentile rank</i> <i># of funds in category</i>	RFKTX	Target Date	19.39 5 207	12.11 1 184	13.35 1 145	11.27 1 44		16.15	0.90	9.01		—		0.39	
American Funds 2060 Trgt Date Retire R6 <i>percentile rank</i> <i># of funds in category</i>	RFUTX	Target Date	19.44 4 257	12.11 1 181	13.35 1 93	— — —		16.12	0.90	5.77		—		0.40	
American Funds 2065 Trgt Date Retire R6 <i>percentile rank</i> <i># of funds in category</i>	RFVTX	Target Date	— — 257	— — 181	— — 93	— — —	—	—	—	1.00		—		0.40	
Balanced															
Vanguard LifeStrategy Cnsvr Gr Inv <i>percentile rank</i> <i># of funds in category</i>	VSCGX	Target Risk	11.51 27 549	7.78 17 524	8.03 17 462	6.65 25 280		7.92	1.01	26.27		—		0.12	
Vanguard LifeStrategy Growth Inv <i>percentile rank</i> <i># of funds in category</i>	VASGX	Target Risk	15.45 27 325	9.79 23 308	11.32 18 279	9.38 20 188		15.14	1.03	26.27		—		0.14	
Vanguard LifeStrategy Income Inv <i>percentile rank</i> <i># of funds in category</i>	VASIX	Target Risk	9.13 27 177	6.56 14 166	6.24 30 149	5.17 34 93		4.74	0.96	26.27		—		0.11	
Vanguard LifeStrategy Moderate Gr Inv <i>percentile rank</i> <i># of funds in category</i>	VSMGX	Target Risk	13.59 36 673	8.84 36 636	9.71 36 576	8.11 45 414		11.49	0.99	26.27		—		0.13	

KEYSER INDUSTRIES INC 401K PLAN

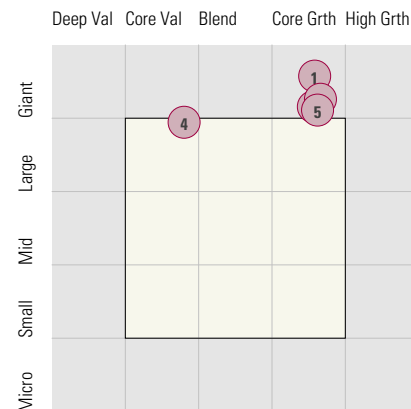
Style Analysis (Data as of 12-31-2020)

Style Analysis

Morningstar Style Box US Stock



Morningstar Style Box Non-US Stock



US Stock Funds

	Category	Super Sectors %			Asset Allocation %			Avg Mkt Cap M\$
		Cyclical	Defensive	Sensitive	Cash	US Stock	Foreign	
1	JPMorgan US Equity R6	29.84	23.73	46.45	0.57	96.01	3.42	66.96
2	Vanguard 500 Index Admiral	28.52	27.38	44.10	0.70	98.04	1.26	71.43
3	JPMorgan Large Cap Growth R6	36.78	16.73	46.48	4.36	91.43	4.22	58.43
4	American Funds Washington Mutual R6	25.88	30.98	43.14	5.07	86.70	7.96	92.42
5	MFS Mid Cap Growth R6	28.52	16.60	54.89	1.86	91.03	7.11	10.33
6	American Century Mid Cap Value I	37.38	32.74	29.88	3.36	84.34	12.30	11.80
7	Carillon Eagle Small Cap Growth I	16.75	39.98	43.27	0.33	97.31	2.36	2.67
8	Delaware Small Cap Value Instl	53.48	10.44	36.08	3.65	93.39	2.07	2.27

Non-US Stock Funds

	Category	Super Sectors %			Regional Exposure %			Market Maturity %		
		Cyclical	Defensive	Sensitive	Americas	Greater Asia	Greater Europe	Developed	EM%	Avg Mkt Cap M\$
1	JPMorgan Emerging Markets Equity L	50.82	20.07	29.10	16.84	74.58	8.58	31.23	68.77	21.94
2	American Funds Europacific Growth R6	38.16	26.01	35.83	9.53	46.78	43.69	72.93	27.07	39.57
3	Vanguard International Growth Adm	44.59	20.93	34.49	13.68	38.62	47.71	75.72	24.28	31.23
4	Vanguard International Value Inv	33.27	21.85	44.88	7.63	37.88	54.50	89.21	10.79	33.22
5	American Funds New Perspective R6	35.61	24.35	40.04	59.55	13.28	27.16	95.76	4.24	55.05

Fixed Income Funds

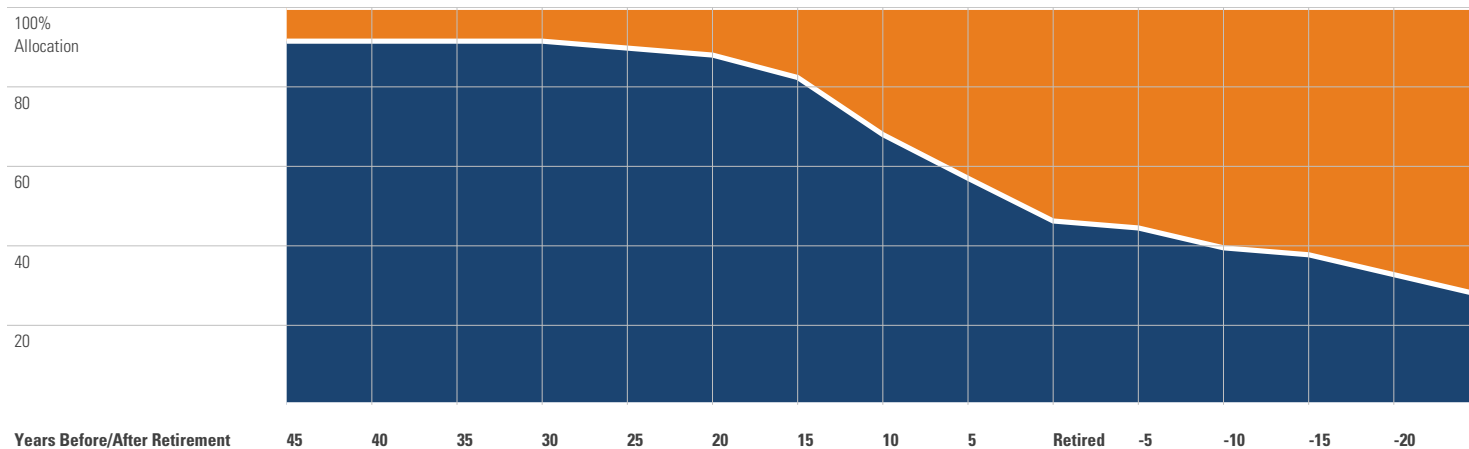
	Category	Super Sectors %				Avg Eff Duration	Credit Quality %		
		US Govt Debt	Mtg	US Credit	Non US		Inv Grade	Below Inv Grade	NR/NA
1	BlackRock High Yield Bond Instl	0.02	0.00	82.93	0.00	2.83	4.65	95.10	0.25
2	PIMCO Real Return I2	67.81	8.23	5.30	0.00	7.81	97.00	3.00	0.00
3	Baird Aggregate Bond Inst	22.40	26.93	42.38	0.00	5.69	99.40	0.60	0.00
4	PIMCO Income I2	23.42	14.10	18.31	0.00	0.91	81.00	19.00	0.00
5	PIMCO Short-Term I2	22.37	5.89	31.68	0.00	0.97	91.00	9.00	0.00
6	PIMCO International Bond (USD-Hdg) I-2	34.33	8.25	8.29	0.00	7.96	93.00	7.00	0.00

KEYSER INDUSTRIES INC 401K PLAN

Target Date Analysis (Data as of 12-31-2020)

Target Date Allocation

● Stocks ● Cash ● Bonds ● Other



Target Date Portfolio Data

Asset Allocation %

	Total Stock	US Stock	Non-US Stock	Total Bond	Infl Prot Bond	HY Bond	Cash	Other	Avg Mkt Cap \$M
American Funds 2010 Trgt Date Retire R6	39.39	27.19	12.20	53.60	13.10	5.20	6.30	0.71	61.97
American Funds 2015 Trgt Date Retire R6	43.90	30.32	13.58	49.11	14.13	5.18	6.31	0.68	60.10
American Funds 2020 Trgt Date Retire R6	45.29	32.06	13.23	47.74	14.41	4.93	6.33	0.64	54.76
American Funds 2025 Trgt Date Retire R6	55.13	37.45	17.68	38.17	13.93	1.03	6.19	0.52	47.62
American Funds 2030 Trgt Date Retire R6	64.55	43.17	21.38	28.78	14.41	0.88	6.21	0.46	45.00
American Funds 2035 Trgt Date Retire R6	78.12	51.14	26.98	15.71	12.53	0.38	5.75	0.41	43.38
American Funds 2040 Trgt Date Retire R6	83.10	54.34	28.76	10.76	4.79	0.34	5.75	0.40	43.20
American Funds 2045 Trgt Date Retire R6	84.55	55.31	29.24	9.30	4.22	0.22	5.76	0.39	43.56
American Funds 2050 Trgt Date Retire R6	85.79	56.69	29.10	8.03	4.16	0.13	5.80	0.37	43.58
American Funds 2055 Trgt Date Retire R6	85.85	56.74	29.11	7.99	4.18	0.13	5.80	0.37	43.54
American Funds 2060 Trgt Date Retire R6	85.84	56.71	29.13	7.99	4.18	0.13	5.80	0.37	—
American Funds 2065 Trgt Date Retire R6	83.30	55.74	27.56	8.27	4.03	0.11	7.83	0.60	—