

HHI RETIREMENT SAVINGS PLAN

Screens Summary (Data as of 12-31-2020)

Fund Removed from Approved List

Fund on Watch List

Name	Ticker	Asset Class	Trailing Performance and Risk				Management			Style		Expense				
			1 Yr	3 Yr	5 Yr	10 Yr	Pass/ Fail	Std Dev 3 Yr %	Beta 3 Yr %	Tenure	Pass/ Fail	Style Box	Pass/ Fail	Exp Ratio	Pass/ Fail	
US Stock																
Vanguard 500 Index Admiral	VFIAX	Large Blend Index	18.37	14.14	15.18	13.85		18.80	1.00	4.68				0.04		
<i>percentile rank</i>			38	24	20	12										
<i># of funds in category</i>			1,369	1,237	1,078	817										
MFS Growth R6	MFEKX	Large Growth	31.74	23.07	20.15	—		18.20	0.90	18.76				0.57		
<i>percentile rank</i>			56	29	26	—										
<i># of funds in category</i>			1,291	1,204	1,081	796										
Invesco Diversified Dividend R6	LCEFX	Large Value	0.55	5.33	7.82	—		16.44	0.81	18.01				0.42		
<i>percentile rank</i>			68	57	80	—										
<i># of funds in category</i>			1,202	1,130	1,000	717										
Vanguard Mid Cap Index Admiral	VIMAX	Mid-Cap Blend	18.24	12.04	13.28	12.40		21.69	0.98	22.63				0.05		
<i>percentile rank</i>			17	15	19	11										
<i># of funds in category</i>			407	374	309	215										
PGIM Jennison Small Company R6	PJSQX	Small Growth	27.72	12.72	14.33	11.78		27.55	1.05	7.10				0.70		
<i>percentile rank</i>			70	75	74	78										
<i># of funds in category</i>			616	576	505	383										
DFA US Small Cap Value I	DFSVX	Small Value	2.23	0.82	7.10	7.98		28.96	1.09	8.85				0.51		
<i>percentile rank</i>			58	70	64	49										
<i># of funds in category</i>			416	386	358	259										
Non-US Stock																
JPMorgan Emerging Markets Equity R6	JEMWX	Diversified Emerging Mkts	35.00	14.53	19.49	—		20.83	1.01	15.34				0.79		
<i>percentile rank</i>			8	4	2	—										
<i># of funds in category</i>			797	697	597	279										
American Funds Intl Gr and Inc R6	RIGGX	Foreign Large Blend	8.20	5.84	8.99	6.06		19.62	1.07	12.26				0.54		
<i>percentile rank</i>			55	19	20	21										
<i># of funds in category</i>			780	674	584	383										
Vanguard Developed Markets Index Admiral	VTMGX	Foreign Large Blend Index	10.26	4.81	8.31	5.92		18.86	1.02	7.86				0.07		
<i>percentile rank</i>			40	41	34	27										
<i># of funds in category</i>			780	674	584	383										
Alternative																
Vanguard Real Estate Index Admiral	VGSLX	Real Estate	-4.65	4.96	5.65	8.68		18.90	0.94	24.65		—		0.12		
<i>percentile rank</i>			44	41	38	31										
<i># of funds in category</i>			248	225	199	144										
Fixed Income																
Vanguard Inflation-Protected Secs Adm	VAIPX	Inflation-Protected Bond	10.96	5.77	4.96	3.69		3.67	0.94	9.38		—	—	0.10		
<i>percentile rank</i>			32	36	33	22										
<i># of funds in category</i>			207	197	173	117										

HHI RETIREMENT SAVINGS PLAN

Screens Summary (Data as of 12-31-2020)

Fund Removed from Approved List

Fund on Watch List

Name	Ticker	Asset Class	Trailing Performance and Risk				Management			Style		Expense			
			1 Yr	3 Yr	5 Yr	10 Yr	Pass/ Fail	Std Dev 3 Yr %	Beta 3 Yr %	Tenure	Pass/ Fail	Style Box	Pass/ Fail	Exp Ratio	Pass/ Fail
Baird Aggregate Bond Inst	BAGIX	Intermediate-Term Bond	8.63	5.84	5.04	4.68		3.81	1.07	20.27			—	0.30	
<i>percentile rank</i>			22	14	11	5									
<i># of funds in category</i>			416	381	331	253									
PIMCO Income Instl	PIMIX	Multisector Bond	5.80	4.76	6.30	7.36		5.78	0.88	13.77		—	—	1.09	
<i>percentile rank</i>			47	47	20	1									
<i># of funds in category</i>			340	299	262	138									
Federated Hermes Govt Ultrashort R6	FGULX	Ultrashort Bond	1.39	1.82	—	—		0.48	0.05	23.49		—	—	0.24	
<i>percentile rank</i>			53	66	—	—									
<i># of funds in category</i>			212	172	134	67									

Target Date

Vanguard Target Retirement 2015 Inv	VTXVX	Target Date	10.32	7.11	7.78	7.04		7.44	0.84	7.86		—		0.13	
<i>percentile rank</i>			75	63	70	45									
<i># of funds in category</i>			118	97	74	44									
Vanguard Target Retirement 2020 Inv	VTWNX	Target Date	12.04	8.07	9.02	7.93		9.85	1.00	7.86		—		0.13	
<i>percentile rank</i>			46	29	27	15									
<i># of funds in category</i>			178	157	118	72									
Vanguard Target Retirement 2025 Inv	VTTVX	Target Date	13.30	8.73	9.88	8.54		11.60	1.04	7.86		—		0.13	
<i>percentile rank</i>			40	27	27	13									
<i># of funds in category</i>			214	187	151	87									
Vanguard Target Retirement 2030 Inv	VTHRX	Target Date	14.10	9.16	10.51	9.04		12.98	1.00	7.86		—		0.14	
<i>percentile rank</i>			38	29	33	18									
<i># of funds in category</i>			224	197	158	89									
Vanguard Target Retirement 2035 Inv	VTHX	Target Date	14.79	9.50	11.11	9.51		14.36	0.96	7.86		—		0.14	
<i>percentile rank</i>			43	37	34	17									
<i># of funds in category</i>			207	184	148	84									
Vanguard Target Retirement 2040 Inv	VFORX	Target Date	15.47	9.85	11.71	9.90		15.74	0.95	7.86		—		0.14	
<i>percentile rank</i>			40	36	30	18									
<i># of funds in category</i>			218	197	158	89									
Vanguard Target Retirement 2045 Inv	VTIVX	Target Date	16.30	10.20	12.09	10.09		16.98	0.97	7.86		—		0.15	
<i>percentile rank</i>			36	32	28	17									
<i># of funds in category</i>			207	184	148	83									
Vanguard Target Retirement 2050 Inv	VFIFX	Target Date	16.39	10.24	12.10	10.09		16.99	0.96	7.86		—		0.15	
<i>percentile rank</i>			37	35	30	24									
<i># of funds in category</i>			217	196	157	78									
Vanguard Target Retirement 2055 Inv	VFFVX	Target Date	16.32	10.22	12.09	10.10		16.98	0.95	7.86		—		0.15	
<i>percentile rank</i>			41	36	36	24									
<i># of funds in category</i>			207	184	145	44									
Vanguard Target Retirement 2060 Inv	VTTX	Target Date	16.32	10.22	12.08	—		16.97	0.95	7.86		—		0.15	
<i>percentile rank</i>			42	40	46	—									
<i># of funds in category</i>			257	181	93	—									
Vanguard Target Retirement 2065 Inv	VLXVX	Target Date	16.17	10.15	—	—		16.99	0.95	3.47		—		0.15	
<i>percentile rank</i>			47	43	—	—									
<i># of funds in category</i>			257	181	93	—									

HHI RETIREMENT SAVINGS PLAN

Screens Summary (Data as of 12-31-2020)

⊖ Fund Removed from Approved List
 ! Fund on Watch List

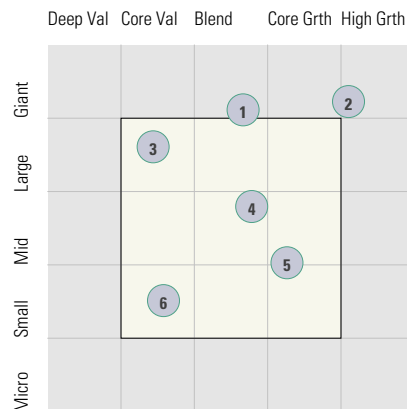
Name	Ticker	Asset Class	Trailing Performance and Risk				Management			Style		Expense			
			1 Yr	3 Yr	5 Yr	10 Yr	Pass/ Fail	Std Dev 3 Yr %	Beta 3 Yr %	Tenure	Pass/ Fail	Style Box	Pass/ Fail	Exp Ratio	Pass/ Fail
Vanguard Target Retirement Income Inv	VTINX	Target Date	10.02	6.86	6.86	5.88	✔	6.22	0.84	7.86	✔	—	✔	0.12	✔
<i>percentile rank</i>			<i>36</i>	<i>25</i>	<i>35</i>	<i>20</i>									
<i># of funds in category</i>			<i>168</i>	<i>148</i>	<i>126</i>	<i>84</i>									
Balanced															
American Funds American Balanced R6	RLBGX	Moderate Allocation	11.22	9.07	10.36	10.27	✔	10.98	0.94	22.01	✔	—	✔	0.26	✔
<i>percentile rank</i>			<i>57</i>	<i>32</i>	<i>21</i>	<i>5</i>									
<i># of funds in category</i>			<i>673</i>	<i>636</i>	<i>576</i>	<i>414</i>									

HHI RETIREMENT SAVINGS PLAN

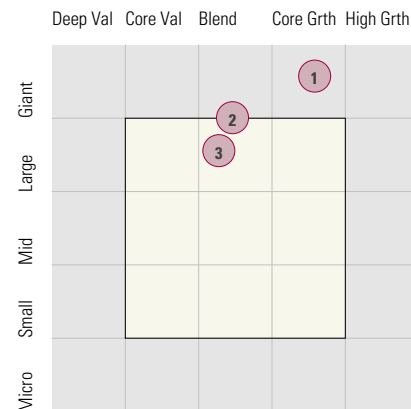
Style Analysis (Data as of 12-31-2020)

Style Analysis

Morningstar Style Box US Stock



Morningstar Style Box Non-US Stock



US Stock Funds

Fund	Category	Super Sectors %			Asset Allocation %			Avg Mkt Cap M\$
		Cyclical	Defensive	Sensitive	Cash	US Stock	Foreign	
1 Vanguard 500 Index Admiral	Large Blend Index	28.52	27.38	44.10	0.70	98.04	1.26	71.43
2 MFS Growth R6	Large Growth	29.78	17.03	53.20	2.71	95.39	1.91	50.98
3 Invesco Diversified Dividend R6	Large Value	23.88	52.61	23.51	4.52	76.96	18.52	28.04
4 Vanguard Mid Cap Index Admiral	Mid-Cap Blend	36.74	25.14	38.10	0.03	97.31	2.65	10.75
5 PGIM Jennison Small Company R6	Small Growth	39.55	26.42	34.03	4.92	89.74	5.34	2.55
6 DFA US Small Cap Value I	Small Value	47.30	9.27	43.42	1.29	96.81	1.90	1.30

Non-US Stock Funds

Fund	Category	Super Sectors %			Regional Exposure %			Market Maturity %		
		Cyclical	Defensive	Sensitive	Americas	Greater Asia	Greater Europe	Developed	EM%	Avg Mkt Cap M\$
1 JPMorgan Emerging Markets Equity R6	Diversified Emerging Mkts	50.82	20.07	29.10	16.84	74.58	8.58	31.23	68.77	21.94
2 American Funds Intl Gr and Inc R6	Foreign Large Blend	36.51	29.82	33.67	11.85	32.83	55.32	83.01	16.99	28.99
3 Vanguard Developed Markets Index Admiral	Foreign Large Blend Index	37.18	27.61	35.23	9.09	37.90	53.02	99.07	0.93	30.79

Fixed Income Funds

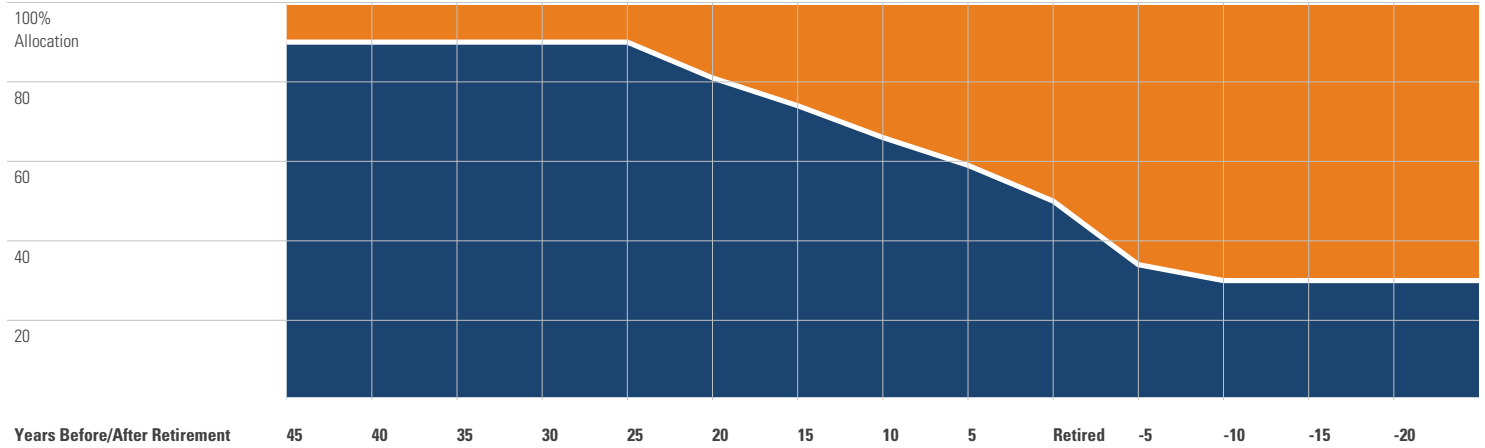
Fund	Category	Super Sectors %				Other Stats	Credit Quality %		
		US Govt Debt	Mtg	US Credit	Non US		Avg Eff Duration	Inv Grade	Below Inv Grade
1 Vanguard Inflation-Protected Secs Adm	Inflation-Protected Bond	99.97	0.00	0.00	0.00	7.26	100.00	0.00	0.00
2 Baird Aggregate Bond Inst	Intermediate-Term Bond	22.40	26.93	42.38	0.00	5.69	99.40	0.60	0.00
3 PIMCO Income Instl	Multisector Bond	23.42	14.10	18.31	0.00	0.91	81.00	19.00	0.00
4 Federated Hermes Govt Ultrashort R6	Ultrashort Bond	15.26	56.99	0.00	0.00	0.38	100.00	0.00	0.00

HHI RETIREMENT SAVINGS PLAN

Target Date Analysis (Data as of 12-31-2020)

Target Date Allocation

● Stocks ● Cash ● Bonds ● Other



Target Date Portfolio Data

Asset Allocation %

	Total Stock	US Stock	Non-US Stock	Total Bond	Infl Prot Bond	HY Bond	Cash	Other	Avg Mkt Cap \$M
Vanguard Target Retirement 2015 Inv	35.67	21.27	14.40	61.69	19.64	0.00	2.33	0.30	33.06
Vanguard Target Retirement 2020 Inv	49.63	29.54	20.09	48.14	13.71	0.00	1.97	0.27	33.09
Vanguard Target Retirement 2025 Inv	59.48	35.39	24.09	38.75	0.02	0.00	1.51	0.25	33.17
Vanguard Target Retirement 2030 Inv	66.87	39.79	27.08	31.41	0.00	0.00	1.51	0.22	33.19
Vanguard Target Retirement 2035 Inv	74.26	44.20	30.06	24.05	0.00	0.00	1.52	0.18	33.13
Vanguard Target Retirement 2040 Inv	81.62	48.77	32.85	16.68	0.00	0.00	1.55	0.14	33.06
Vanguard Target Retirement 2045 Inv	88.73	53.06	35.67	9.64	0.00	0.00	1.52	0.10	33.07
Vanguard Target Retirement 2050 Inv	88.47	52.85	35.62	9.81	0.00	0.00	1.61	0.10	33.08
Vanguard Target Retirement 2055 Inv	88.32	52.70	35.62	9.81	0.00	0.00	1.76	0.10	33.04
Vanguard Target Retirement 2060 Inv	88.23	52.39	35.84	9.81	0.00	0.00	1.85	0.10	33.03
Vanguard Target Retirement 2065 Inv	88.69	52.80	35.89	9.82	0.00	0.00	1.39	0.10	—
Vanguard Target Retirement Income Inv	29.88	17.59	12.29	67.31	21.76	0.00	2.48	0.31	33.08