

HARRISBURG MEDICAL CENTER INC

Screens Summary (Data as of 12-31-2020)

⊖ Fund Removed from Approved List ⚠ Fund on Watch List

Name	Ticker	Asset Class	Trailing Performance and Risk				Management			Style		Expense				
			1 Yr	3 Yr	5 Yr	10 Yr	Pass/ Fail	Std Dev 3 Yr %	Beta 3 Yr %	Tenure	Pass/ Fail	Style Box	Pass/ Fail	Exp Ratio	Pass/ Fail	
US Stock																
DFA US Core Equity 1 I <i>percentile rank</i> <i># of funds in category</i>	DFEOX	Large Blend	16.42 51 1,369	11.80 58 1,237	14.16 43 1,078	12.87 44 817	✔	20.98	1.11	8.85	✔	☒	✔	0.17	✔	
Vanguard 500 Index Admiral <i>percentile rank</i> <i># of funds in category</i>	VFIAX	Large Blend Index	18.37 38 1,369	14.14 24 1,237	15.18 20 1,078	13.85 12 817	✔	18.80	1.00	4.68	✔	☒	✔	0.04	✔	
MFS Growth R6 <i>percentile rank</i> <i># of funds in category</i>	MFEKX	Large Growth	31.74 56 1,291	23.07 29 1,204	20.15 26 1,081	- - 796	✔	18.20	0.90	18.76	✔	☒	✔	0.57	✔	
American Funds Washington Mutual R6 <i>percentile rank</i> <i># of funds in category</i>	RWMGX	Large Value	8.08 90 1,369	9.83 80 1,237	12.68 70 1,078	12.51 52 817	✔	17.19	0.90	23.52	✔	☒	✔	0.27	✔	
MFS Mid Cap Growth R6 <i>percentile rank</i> <i># of funds in category</i>	OTCKX	Mid-Cap Growth	35.80 40 604	23.77 24 564	20.21 23 504	- - 383	✔	19.29	0.87	12.12	✔	☒	✔	0.70	✔	
Vanguard Mid-Cap Value Index Admiral <i>percentile rank</i> <i># of funds in category</i>	VMVAX	Mid-Cap Value	2.54 55 415	4.75 39 396	9.17 43 349	- - 247	✔	22.68	0.98	14.38	✔	☒	✔	0.07	✔	
Vanguard Small Cap Growth Index Admiral <i>percentile rank</i> <i># of funds in category</i>	VSGAX	Small Growth	35.28 52 616	19.21 44 576	17.99 45 505	- - 383	✔	24.16	0.94	16.01	✔	☒	✖	0.07	✔	
Vanguard Small Cap Value Index Admiral <i>percentile rank</i> <i># of funds in category</i>	VSIAX	Small Value	5.85 32 416	4.48 20 386	9.73 20 358	- - 259	✔	25.82	0.97	4.68	✔	☒	✖	0.07	✔	
Non-US Stock																
American Funds New World R6 <i>percentile rank</i> <i># of funds in category</i>	RNWGX	Diversified Emerging Mkts	25.30 21 797	12.19 7 697	14.41 20 597	7.43 1 279	✔	18.50	0.88	21.56	✔	☒	✔	0.59	✔	
American Funds Intl Gr and Inc R6 <i>percentile rank</i> <i># of funds in category</i>	RIGGX	Foreign Large Blend	8.20 55 780	5.84 19 674	8.99 20 584	6.06 21 383	✔	19.62	1.07	12.26	✔	☒	✔	0.54	✔	
Vanguard International Growth Adm <i>percentile rank</i> <i># of funds in category</i>	VWILX	Foreign Large Growth	59.74 4 452	22.45 4 388	21.77 4 318	12.39 5 234	✔	21.50	1.09	17.91	✔	☒	✔	0.33	✔	
Vanguard International Value Inv <i>percentile rank</i> <i># of funds in category</i>	VTRIX	Foreign Large Value	8.99 5 353	3.90 5 323	8.43 3 281	5.08 13 184	✔	20.05	1.09	10.60	✔	☒	✖	0.38	✔	
American Funds New Perspective R6 <i>percentile rank</i> <i># of funds in category</i>	RNPGX	World Stock	33.81 14 869	18.14 10 762	16.85 11 636	13.04 9 390	✔	19.35	1.06	20.10	✔	☒	✔	0.42	✔	

HARRISBURG MEDICAL CENTER INC

Screens Summary (Data as of 12-31-2020)

⊖ Fund Removed from Approved List ⚠ Fund on Watch List

Name	Ticker	Asset Class	Trailing Performance and Risk				Management			Style		Expense				
			1 Yr	3 Yr	5 Yr	10 Yr	Pass/ Fail	Std Dev 3 Yr %	Beta 3 Yr %	Tenure	Pass/ Fail	Style Box	Pass/ Fail	Exp Ratio	Pass/ Fail	
Alternative																
PIMCO Commodity Real Ret Strat Instl <i>percentile rank</i> <i># of funds in category</i>	PCRIX	Commodities Broad Basket	0.82 31 124	-0.81 24 106	2.80 24 95	-5.31 29 55	✔	17.63	1.22	6.00	✔	—	—	1.33	✔	
Vanguard Real Estate Index Admiral <i>percentile rank</i> <i># of funds in category</i>	VGSLX	Real Estate	-4.65 44 248	4.96 41 225	5.65 38 199	8.68 31 144	✔	18.90	0.94	24.65	✔	—	✔	0.12	✔	
Fixed Income																
BlackRock High Yield Bond K <i>percentile rank</i> <i># of funds in category</i>	BRHYX	High Yield Bond	5.93 36 678	5.98 16 629	8.01 13 556	6.80 6 352	✔	9.72	1.02	13.01	✔	—	—	0.51	✔	
BlackRock Inflation Protected Bond K <i>percentile rank</i> <i># of funds in category</i>	BPLBX	Inflation- Protected Bond	11.85 14 207	5.94 21 197	5.05 26 173	3.57 30 117	✔	4.12	1.05	3.88	✔	—	—	0.60	✔	
Baird Aggregate Bond Inst <i>percentile rank</i> <i># of funds in category</i>	BAGIX	Intermediate- Term Bond	8.63 22 416	5.84 14 381	5.04 11 331	4.68 5 253	✔	3.81	1.07	20.27	✔	☒	—	0.30	✔	
PIMCO Diversified Inc Instl <i>percentile rank</i> <i># of funds in category</i>	PDIIIX	Multisector Bond	6.37 39 340	5.90 16 299	7.41 5 262	5.89 11 138	✔	6.91	1.36	4.81	✔	—	—	0.79	✔	
Federated Hermes Govt Ultrashort R6 <i>percentile rank</i> <i># of funds in category</i>	FGULX	Ultrashort Bond	1.39 53 212	1.82 66 172	— — 134	— — 67	✔	0.48	0.05	23.49	✔	—	—	0.24	✔	
AB Global Bond Z <i>percentile rank</i> <i># of funds in category</i>	ANAZX	World Bond	5.10 69 108	4.32 69 94	4.39 55 62	— — 38	✔	4.33	0.81	15.35	✔	—	—	0.50	✔	
Target Date																
American Funds 2015 Trgt Date Retire R6 <i>percentile rank</i> <i># of funds in category</i>	RFJTX	Target Date	9.96 76 118	7.13 59 97	8.01 41 74	7.49 5 44	✔	8.14	0.91	9.01	✔	—	✔	0.30	✔	
American Funds 2020 Trgt Date Retire R6 <i>percentile rank</i> <i># of funds in category</i>	RRCTX	Target Date	10.99 62 178	7.68 49 157	8.57 51 118	8.14 3 72	✔	8.60	0.87	9.01	✔	—	✔	0.31	✔	
American Funds 2025 Trgt Date Retire R6 <i>percentile rank</i> <i># of funds in category</i>	RFDTX	Target Date	13.67 27 214	8.95 18 187	9.87 27 151	9.25 1 87	✔	10.18	0.90	9.01	✔	—	✔	0.33	✔	
American Funds 2030 Trgt Date Retire R6 <i>percentile rank</i> <i># of funds in category</i>	RFETX	Target Date	15.16 17 224	9.84 11 197	11.06 15 158	10.08 1 89	✔	12.06	0.93	9.01	✔	—	✔	0.35	✔	

HARRISBURG MEDICAL CENTER INC

Screens Summary (Data as of 12-31-2020)

⊖ Fund Removed from Approved List ⚠ Fund on Watch List

Name	Ticker	Asset Class	Trailing Performance and Risk				Management			Style		Expense			
			1 Yr	3 Yr	5 Yr	10 Yr	Pass/ Fail	Std Dev 3 Yr %	Beta 3 Yr %	Tenure	Pass/ Fail	Style Box	Pass/ Fail	Exp Ratio	Pass/ Fail
American Funds 2035 Trgt Date Retire R6 <i>percentile rank</i> <i># of funds in category</i>	RFFTX	Target Date	17.55 5 207	11.19 1 184	12.44 1 148	10.77 1 84	✔	14.51	0.97	9.01	✔	—	✖	0.37	✔
American Funds 2040 Trgt Date Retire R6 <i>percentile rank</i> <i># of funds in category</i>	RFGTX	Target Date	18.77 4 218	11.76 1 197	12.99 1 158	11.09 1 89	✔	15.59	0.94	9.01	✔	—	✔	0.38	✔
American Funds 2045 Trgt Date Retire R6 <i>percentile rank</i> <i># of funds in category</i>	RFHTX	Target Date	19.21 4 207	11.96 1 184	13.22 1 148	11.21 1 83	✔	15.92	0.91	9.01	✔	—	✔	0.39	✔
American Funds 2050 Trgt Date Retire R6 <i>percentile rank</i> <i># of funds in category</i>	RFITX	Target Date	19.42 6 217	12.12 1 196	13.36 1 157	11.29 1 78	✔	16.15	0.90	9.01	✔	—	✔	0.39	✔
American Funds 2055 Trgt Date Retire R6 <i>percentile rank</i> <i># of funds in category</i>	RFKTX	Target Date	19.39 5 207	12.11 1 184	13.35 1 145	11.27 1 44	✔	16.15	0.90	9.01	✔	—	✔	0.39	✔
American Funds 2060 Trgt Date Retire R6 <i>percentile rank</i> <i># of funds in category</i>	RFUTX	Target Date	19.44 4 257	12.11 1 181	13.35 1 93	— — —	✔	16.12	0.90	5.77	✔	—	✔	0.40	✔

Balanced

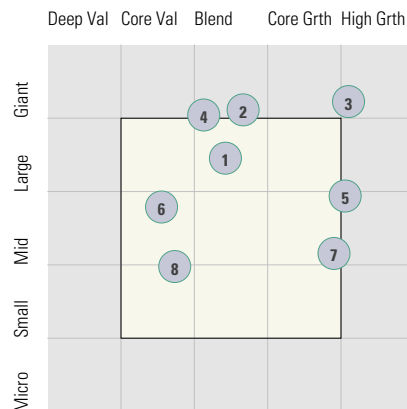
Vanguard LifeStrategy Cnsrv Gr Inv <i>percentile rank</i> <i># of funds in category</i>	VSCGX	Target Risk	11.51 27 549	7.78 17 524	8.03 17 462	6.65 25 280	✔	7.92	1.01	26.27	✔	—	✔	0.12	✔
Vanguard LifeStrategy Growth Inv <i>percentile rank</i> <i># of funds in category</i>	VASGX	Target Risk	15.45 27 325	9.79 23 308	11.32 18 279	9.38 20 188	✔	15.14	1.03	26.27	✔	—	✔	0.14	✔
Vanguard LifeStrategy Income Inv <i>percentile rank</i> <i># of funds in category</i>	VASIX	Target Risk	9.13 27 177	6.56 14 166	6.24 30 149	5.17 34 93	✔	4.74	0.96	26.27	✔	—	✔	0.11	✔
Vanguard LifeStrategy Moderate Gr Inv <i>percentile rank</i> <i># of funds in category</i>	VSMGX	Target Risk	13.59 36 673	8.84 36 636	9.71 36 576	8.11 45 414	✔	11.49	0.99	26.27	✔	—	✔	0.13	✔

HARRISBURG MEDICAL CENTER INC

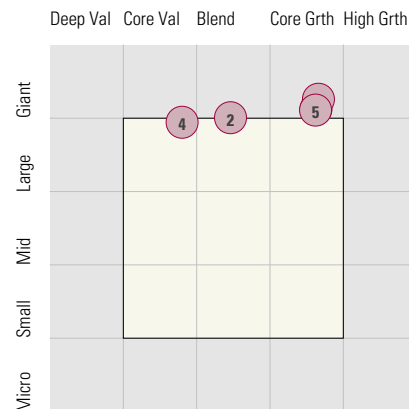
Style Analysis (Data as of 12-31-2020)

Style Analysis

Morningstar Style Box US Stock



Morningstar Style Box Non-US Stock



US Stock Funds

	Category	Super Sectors %			Asset Allocation %			Avg Mkt Cap M\$
		Cyclical	Defensive	Sensitive	Cash	US Stock	Foreign	
1	DFA US Core Equity 1 I	32.05	22.01	45.94	1.05	97.70	1.25	23.70
2	Vanguard 500 Index Admiral	28.52	27.38	44.10	0.70	98.04	1.26	71.43
3	MFS Growth R6	29.78	17.03	53.20	2.71	95.39	1.91	50.98
4	American Funds Washington Mutual R6	25.88	30.98	43.14	5.07	86.70	7.96	92.42
5	MFS Mid Cap Growth R6	28.52	16.60	54.89	1.86	91.03	7.11	10.33
6	Vanguard Mid-Cap Value Index Admiral	47.47	25.59	26.94	0.12	96.26	3.62	9.97
7	Vanguard Small Cap Growth Index Admiral	27.21	25.30	47.51	1.87	97.57	0.56	2.95
8	Vanguard Small Cap Value Index Admiral	52.21	15.83	31.94	1.59	97.41	1.00	2.79

Non-US Stock Funds

	Category	Super Sectors %			Regional Exposure %			Market Maturity %		
		Cyclical	Defensive	Sensitive	Americas	Greater Asia	Greater Europe	Developed	EM%	Avg Mkt Cap M\$
1	American Funds New World R6	38.15	23.00	38.86	34.09	40.35	25.58	60.64	39.36	20.17
2	American Funds Intl Gr and Inc R6	36.51	29.82	33.67	11.85	32.83	55.32	83.01	16.99	28.99
3	Vanguard International Growth Adm	44.59	20.93	34.49	13.68	38.62	47.71	75.72	24.28	31.23
4	Vanguard International Value Inv	33.27	21.85	44.88	7.63	37.88	54.50	89.21	10.79	33.22
5	American Funds New Perspective R6	35.61	24.35	40.04	59.55	13.28	27.16	95.76	4.24	55.05

Fixed Income Funds

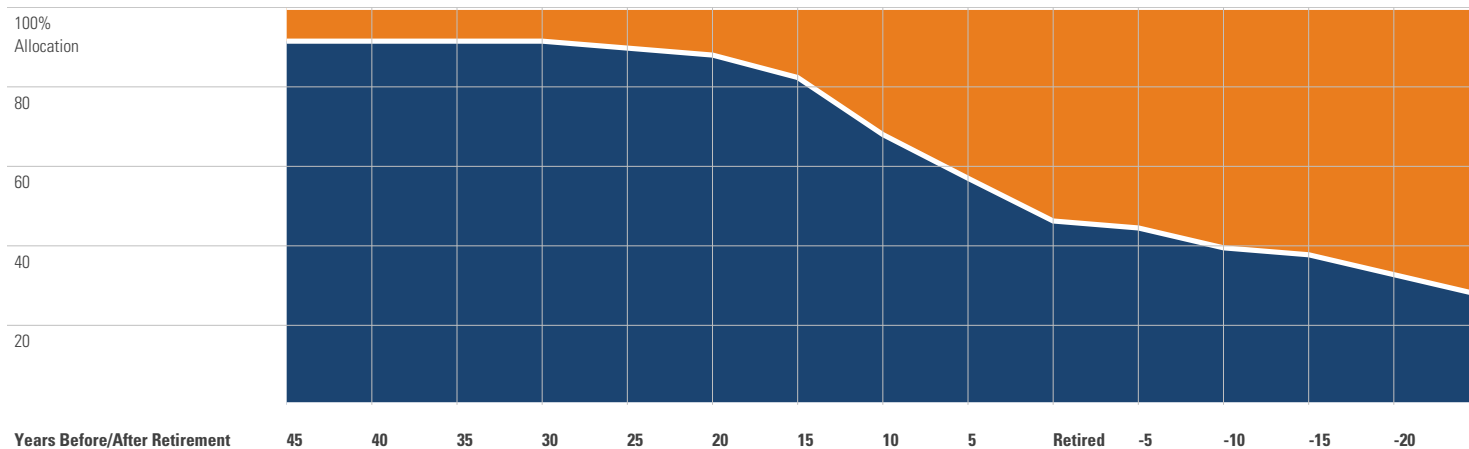
	Category	Super Sectors %				Avg Eff Duration	Credit Quality %		
		US Govt Debt	Mtg	US Credit	Non US		Inv Grade	Below Inv Grade	NR/NA
1	BlackRock High Yield Bond K	0.02	0.00	82.93	0.00	2.83	4.65	95.10	0.25
2	BlackRock Inflation Protected Bond K	95.14	0.34	1.52	0.00	6.90	99.78	0.22	0.00
3	Baird Aggregate Bond Inst	22.40	26.93	42.38	0.00	5.69	99.40	0.60	0.00
4	PIMCO Diversified Inc Instl	31.26	5.59	23.97	0.00	5.43	63.00	37.00	0.00
5	Federated Hermes Govt Ultrashort R6	15.26	56.99	0.00	0.00	0.38	100.00	0.00	0.00
6	AB Global Bond Z	28.75	3.88	13.56	0.00	6.96	88.87	5.92	5.21

HARRISBURG MEDICAL CENTER INC

Target Date Analysis (Data as of 12-31-2020)

Target Date Allocation

● Stocks ● Cash ● Bonds ● Other



Target Date Portfolio Data

Asset Allocation %

	Total Stock	US Stock	Non-US Stock	Total Bond	Infl Prot Bond	HY Bond	Cash	Other	Avg Mkt Cap \$M
American Funds 2015 Trgt Date Retire R6	43.90	30.32	13.58	49.11	14.13	5.18	6.31	0.68	60.10
American Funds 2020 Trgt Date Retire R6	45.29	32.06	13.23	47.74	14.41	4.93	6.33	0.64	54.76
American Funds 2025 Trgt Date Retire R6	55.13	37.45	17.68	38.17	13.93	1.03	6.19	0.52	47.62
American Funds 2030 Trgt Date Retire R6	64.55	43.17	21.38	28.78	14.41	0.88	6.21	0.46	45.00
American Funds 2035 Trgt Date Retire R6	78.12	51.14	26.98	15.71	12.53	0.38	5.75	0.41	43.38
American Funds 2040 Trgt Date Retire R6	83.10	54.34	28.76	10.76	4.79	0.34	5.75	0.40	43.20
American Funds 2045 Trgt Date Retire R6	84.55	55.31	29.24	9.30	4.22	0.22	5.76	0.39	43.56
American Funds 2050 Trgt Date Retire R6	85.79	56.69	29.10	8.03	4.16	0.13	5.80	0.37	43.58
American Funds 2055 Trgt Date Retire R6	85.85	56.74	29.11	7.99	4.18	0.13	5.80	0.37	43.54
American Funds 2060 Trgt Date Retire R6	85.84	56.71	29.13	7.99	4.18	0.13	5.80	0.37	-