

# INSPIRE CHARTER SCHOOLS 403B PLAN

## Screens Summary (Data as of 12-31-2020)

⊖ Fund Removed from Approved List    ⚠ Fund on Watch List

Name	Ticker	Asset Class	Trailing Performance and Risk				Management			Style		Expense				
			1 Yr	3 Yr	5 Yr	10 Yr	Pass/ Fail	Std Dev 3 Yr %	Beta 3 Yr %	Tenure	Pass/ Fail	Style Box	Pass/ Fail	Exp Ratio	Pass/ Fail	
<b>US Stock</b>																
Vanguard 500 Index Admiral	VFIAX	Large Blend Index	18.37	14.14	15.18	13.85	✓	18.80	1.00	4.68	✓	■	✓	0.04	✓	
<i>percentile rank</i>			38	24	20	12										
<i># of funds in category</i>			1,369	1,237	1,078	817										
MFS Growth R6	MFEKX	Large Growth	31.74	23.07	20.15	—	✓	18.20	0.90	18.76	✓	■	✓	0.57	✓	
<i>percentile rank</i>			56	29	26	—										
<i># of funds in category</i>			1,291	1,204	1,081	796										
Invesco Diversified Dividend R6	LCEFX	Large Value	0.55	5.33	7.82	—	✓	16.44	0.81	18.01	✓	■	✓	0.42	✓	
<i>percentile rank</i>			68	57	80	—										
<i># of funds in category</i>			1,202	1,130	1,000	717										
Vanguard Mid Cap Index Admiral	VIMAX	Mid-Cap Blend	18.24	12.04	13.28	12.40	✓	21.69	0.98	22.63	✓	■	✓	0.05	✓	
<i>percentile rank</i>			17	15	19	11										
<i># of funds in category</i>			407	374	309	215										
⚠ PGIM Jennison Small Company R6	PJSQX	Small Growth	27.72	12.72	14.33	11.78	✓	27.55	1.05	7.10	✓	■	✘	0.70	✓	
<i>percentile rank</i>			70	75	74	78										
<i># of funds in category</i>			616	576	505	383										
DFA US Small Cap Value I	DFSVX	Small Value	2.23	0.82	7.10	7.98	✓	28.96	1.09	8.85	✓	■	✓	0.51	✓	
<i>percentile rank</i>			58	70	64	49										
<i># of funds in category</i>			416	386	358	259										
<b>Non-US Stock</b>																
JPMorgan Emerging Markets Equity R6	JEMWX	Diversified Emerging Mkts	35.00	14.53	19.49	—	✓	20.83	1.01	15.34	✓	■	✓	0.79	✓	
<i>percentile rank</i>			8	4	2	—										
<i># of funds in category</i>			797	697	597	279										
American Funds Intl Gr and Inc R6	RIGGX	Foreign Large Blend	8.20	5.84	8.99	6.06	✓	19.62	1.07	12.26	✓	■	✓	0.54	✓	
<i>percentile rank</i>			55	19	20	21										
<i># of funds in category</i>			780	674	584	383										
Vanguard Developed Markets Index Admiral	VTMGX	Foreign Large Blend Index	10.26	4.81	8.31	5.92	✓	18.86	1.02	7.86	✓	■	✓	0.07	✓	
<i>percentile rank</i>			40	41	34	27										
<i># of funds in category</i>			780	674	584	383										
<b>Alternative</b>																
Vanguard Real Estate Index Admiral	VGSLX	Real Estate	-4.65	4.96	5.65	8.68	✓	18.90	0.94	24.65	✓	—	✓	0.12	✓	
<i>percentile rank</i>			44	41	38	31										
<i># of funds in category</i>			248	225	199	144										
<b>Fixed Income</b>																
Vanguard Inflation-Protected Secs Adm	VAIPX	Inflation-Protected Bond	10.96	5.77	4.96	3.69	✓	3.67	0.94	9.38	✓	—	—	0.10	✓	
<i>percentile rank</i>			32	36	33	22										
<i># of funds in category</i>			207	197	173	117										

# INSPIRE CHARTER SCHOOLS 403B PLAN

## Screens Summary (Data as of 12-31-2020)

⊖ Fund Removed from Approved List    ⚠ Fund on Watch List

Name	Ticker	Asset Class	Trailing Performance and Risk							Management		Style		Expense	
			1 Yr	3 Yr	5 Yr	10 Yr	Pass/ Fail	Std Dev 3 Yr %	Beta 3 Yr %	Tenure	Pass/ Fail	Style Box	Pass/ Fail	Exp Ratio	Pass/ Fail
Baird Aggregate Bond Inst <i>percentile rank</i> <i># of funds in category</i>	BAGIX	Intermediate-Term Bond	8.63 22 416	5.84 14 381	5.04 11 331	4.68 5	✔	3.81	1.07	20.27	✔	☒	—	0.30	✔
PIMCO Income Instl <i>percentile rank</i> <i># of funds in category</i>	PIMIX	Multisector Bond	5.80 47 340	4.76 47 299	6.30 20 262	7.36 1	✔	5.78	0.88	13.77	✔	—	—	1.09	✔
Federated Hermes Govt Ultrashort R6 <i>percentile rank</i> <i># of funds in category</i>	FGULX	Ultrashort Bond	1.39 53 212	1.82 66 172	— — 134	— — 67	✔	0.48	0.05	23.49	✔	—	—	0.24	✔

### Target Date

T. Rowe Price Retirement I 2010 I <i>percentile rank</i> <i># of funds in category</i>	TRPAX	Target Date	12.06 4 119	7.92 4 88	8.54 1 75	— — 52	✔	9.54	1.18	5.26	✔	—	✔	0.37	✔
T. Rowe Price Retirement I 2015 I <i>percentile rank</i> <i># of funds in category</i>	TRFGX	Target Date	12.81 7 118	8.35 4 97	9.14 1 74	— — 44	✔	10.55	1.18	5.26	✔	—	✔	0.40	✔
T. Rowe Price Retirement I 2020 I <i>percentile rank</i> <i># of funds in category</i>	TRBRX	Target Date	13.31 16 178	8.81 3 157	9.94 1 118	— — 72	✔	11.91	1.20	5.26	✔	—	✔	0.42	✔
T. Rowe Price Retirement I 2025 I <i>percentile rank</i> <i># of funds in category</i>	TRPHX	Target Date	14.62 12 214	9.47 1 187	10.70 1 151	— — 87	✔	13.34	1.19	5.26	✔	—	✔	0.46	✔
T. Rowe Price Retirement I 2030 I <i>percentile rank</i> <i># of funds in category</i>	TRPCX	Target Date	15.92 7 224	10.10 4 197	11.44 4 158	— — 89	✔	14.66	1.13	5.26	✔	—	✔	0.49	✔
T. Rowe Price Retirement I 2035 I <i>percentile rank</i> <i># of funds in category</i>	TRPJX	Target Date	17.04 12 207	10.56 8 184	11.98 12 148	— — 84	✔	15.75	1.06	5.26	✔	—	✖	0.50	✔
T. Rowe Price Retirement I 2040 I <i>percentile rank</i> <i># of funds in category</i>	TRPDX	Target Date	18.16 11 218	11.05 5 197	12.49 4 158	— — 89	✔	16.68	1.01	5.26	✔	—	✖	0.51	✔
T. Rowe Price Retirement I 2045 I <i>percentile rank</i> <i># of funds in category</i>	TRPKX	Target Date	18.72 7 207	11.29 4 184	12.72 7 148	— — 83	✔	17.33	0.99	5.26	✔	—	✖	0.51	✔
T. Rowe Price Retirement I 2050 I <i>percentile rank</i> <i># of funds in category</i>	TRPMX	Target Date	18.72 9 217	11.30 10 196	12.73 8 157	— — 78	✔	17.30	0.97	5.26	✔	—	✖	0.52	✔
T. Rowe Price Retirement I 2055 I <i>percentile rank</i> <i># of funds in category</i>	TRPNX	Target Date	18.68 8 207	11.28 8 184	12.70 11 145	— — 44	✔	17.32	0.97	5.26	✔	—	✖	0.52	✔
T. Rowe Price Retirement I 2060 I <i>percentile rank</i> <i># of funds in category</i>	TRPLX	Target Date	18.79 6 257	11.33 10 181	12.67 15 93	— — —	✔	17.32	0.97	5.26	✔	—	✖	0.52	✔

# INSPIRE CHARTER SCHOOLS 403B PLAN

## Screens Summary (Data as of 12-31-2020)

🚫 Fund Removed from Approved List

⚠️ Fund on Watch List

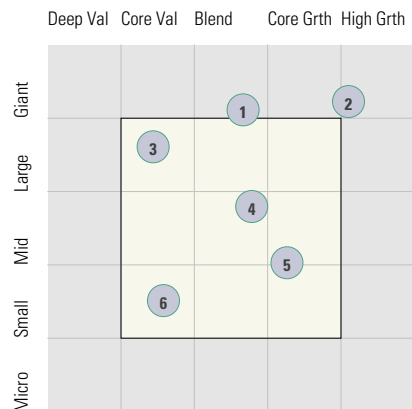
Name	Ticker	Asset Class	Trailing Performance and Risk				Management			Style		Expense			
			1 Yr	3 Yr	5 Yr	10 Yr	Pass/ Fail	Std Dev 3 Yr %	Beta 3 Yr %	Tenure	Pass/ Fail	Style Box	Pass/ Fail	Exp Ratio	Pass/ Fail
<b>Balanced</b>															
American Funds American Balanced R6	RLBGX	Moderate Allocation	11.22	9.07	10.36	10.27	✔️	10.98	0.94	22.01	✔️	—	✔️	0.26	✔️
<i>percentile rank</i>			<i>57</i>	<i>32</i>	<i>21</i>	<i>5</i>									
<i># of funds in category</i>			<i>673</i>	<i>636</i>	<i>576</i>	<i>414</i>									

# INSPIRE CHARTER SCHOOLS 403B PLAN

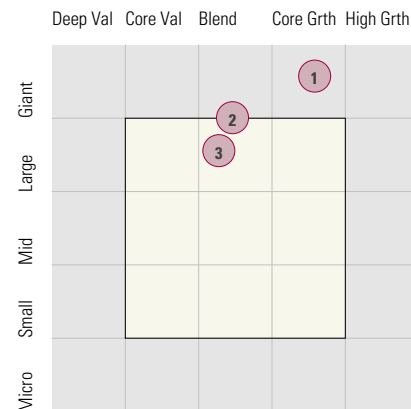
## Style Analysis (Data as of 12-31-2020)

### Style Analysis

Morningstar Style Box US Stock



Morningstar Style Box Non-US Stock



**US Stock Funds**

	Category	Super Sectors %			Asset Allocation %			Avg Mkt Cap M\$	
		Cyclical	Defensive	Sensitive	Cash	US Stock	Foreign		
1	Vanguard 500 Index Admiral	Large Blend Index	28.52	27.38	44.10	0.70	98.04	1.26	71.43
2	MFS Growth R6	Large Growth	29.78	17.03	53.20	2.71	95.39	1.91	50.98
3	Invesco Diversified Dividend R6	Large Value	23.88	52.61	23.51	4.52	76.96	18.52	28.04
4	Vanguard Mid Cap Index Admiral	Mid-Cap Blend	36.74	25.14	38.10	0.03	97.31	2.65	10.75
5	PGIM Jennison Small Company R6	Small Growth	39.55	26.42	34.03	4.92	89.74	5.34	2.55
6	DFA US Small Cap Value I	Small Value	47.30	9.27	43.42	1.29	96.81	1.90	1.30

**Non-US Stock Funds**

	Category	Super Sectors %			Regional Exposure %			Market Maturity %			
		Cyclical	Defensive	Sensitive	Americas	Greater Asia	Greater Europe	Developed	EM%	Avg Mkt Cap M\$	
1	JPMorgan Emerging Markets Equity R6	Diversified Emerging Mkts	50.82	20.07	29.10	16.84	74.58	8.58	31.23	68.77	21.94
2	American Funds Intl Gr and Inc R6	Foreign Large Blend	36.51	29.82	33.67	11.85	32.83	55.32	83.01	16.99	28.99
3	Vanguard Developed Markets Index Admiral	Foreign Large Blend Index	37.18	27.61	35.23	9.09	37.90	53.02	99.07	0.93	30.79

**Fixed Income Funds**

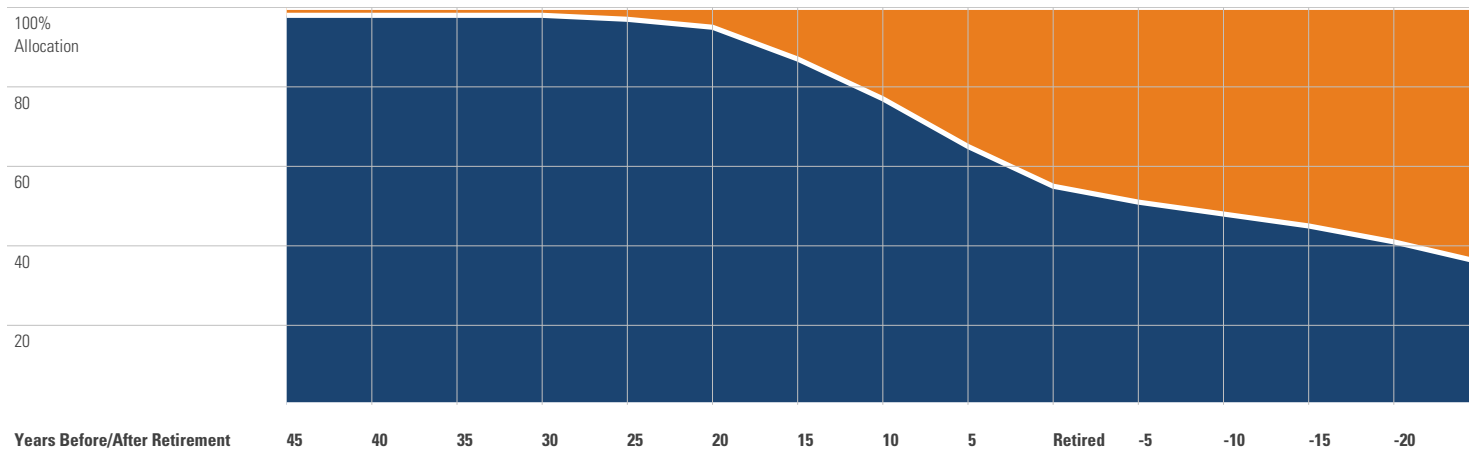
	Category	Super Sectors %				Other Stats		Credit Quality %		
		US Govt Debt	Mtg	US Credit	Non US	Avg Eff Duration	Inv Grade	Below Inv Grade	NR/NA	
1	Vanguard Inflation-Protected Secs Adm	Inflation-Protected Bond	99.97	0.00	0.00	0.00	7.26	100.00	0.00	0.00
2	Baird Aggregate Bond Inst	Intermediate-Term Bond	22.40	26.93	42.38	0.00	5.69	99.40	0.60	0.00
3	PIMCO Income Instl	Multisector Bond	23.42	14.10	18.31	0.00	0.91	81.00	19.00	0.00
4	Federated Hermes Govt Ultrashort R6	Ultrashort Bond	15.26	56.99	0.00	0.00	0.38	100.00	0.00	0.00

# INSPIRE CHARTER SCHOOLS 403B PLAN

## Target Date Analysis (Data as of 12-31-2020)

### Target Date Allocation

● Stocks ● Cash ● Bonds ● Other



### Target Date Portfolio Data

#### Asset Allocation %

	Total Stock	US Stock	Non-US Stock	Total Bond	Infl Prot Bond	HY Bond	Cash	Other	Avg Mkt Cap \$M
T. Rowe Price Retirement   2010 I	44.20	30.88	13.32	50.99	18.96	9.22	4.34	0.46	—
T. Rowe Price Retirement   2015 I	50.08	34.32	15.76	46.03	17.78	8.47	3.45	0.45	—
T. Rowe Price Retirement   2020 I	58.83	39.78	19.05	37.31	14.42	7.20	3.43	0.44	—
T. Rowe Price Retirement   2025 I	68.02	45.59	22.43	28.50	10.05	5.77	3.12	0.38	—
T. Rowe Price Retirement   2030 I	75.60	50.00	25.60	21.14	5.60	4.34	2.93	0.34	—
T. Rowe Price Retirement   2035 I	81.51	53.20	28.31	15.58	1.67	3.24	2.59	0.31	—
T. Rowe Price Retirement   2040 I	86.56	55.91	30.65	10.66	1.63	1.92	2.50	0.29	—
T. Rowe Price Retirement   2045 I	90.82	58.34	32.48	6.40	1.41	0.99	2.53	0.26	—
T. Rowe Price Retirement   2050 I	90.98	58.42	32.56	6.42	1.44	1.01	2.34	0.26	—
T. Rowe Price Retirement   2055 I	91.00	58.28	32.72	6.46	1.44	1.02	2.30	0.26	—
T. Rowe Price Retirement   2060 I	90.95	58.31	32.64	6.49	1.43	1.03	2.31	0.26	—