

# IDEKER INC PROFIT SHARING PLAN AND

## Screens Summary (Data as of 12-31-2020)

⊖ Fund Removed from Approved List    ⚠ Fund on Watch List

Name	Ticker	Asset Class	Trailing Performance and Risk				Management			Style		Expense				
			1 Yr	3 Yr	5 Yr	10 Yr	Pass/ Fail	Std Dev 3 Yr %	Beta 3 Yr %	Tenure	Pass/ Fail	Style Box	Pass/ Fail	Exp Ratio	Pass/ Fail	
<b>US Stock</b>																
JPMorgan US Equity R6 <i>percentile rank</i> <i># of funds in category</i>	JUEMX	Large Blend	26.74 3 1,369	16.43 3 1,237	16.33 4 1,078	14.48 3 817	✔	19.62	1.04	6.38	✔	⊠	✖	0.44	✔	
Vanguard 500 Index Admiral <i>percentile rank</i> <i># of funds in category</i>	VFIAX	Large Blend Index	18.37 38 1,369	14.14 24 1,237	15.18 20 1,078	13.85 12 817	✔	18.80	1.00	4.68	✔	⊠	✔	0.04	✔	
Vanguard Growth Index Admiral <i>percentile rank</i> <i># of funds in category</i>	VIGAX	Large Growth	40.19 28 1,291	22.97 30 1,204	20.32 24 1,081	16.67 25 796	✔	20.09	1.01	26.02	✔	⊠	✔	0.05	✔	
American Funds American Mutual R6 <i>percentile rank</i> <i># of funds in category</i>	RMFGX	Large Value	5.10 32 1,202	8.02 20 1,130	11.24 19 1,000	11.03 21 717	✔	14.49	0.71	15.01	✔	⊠	✖	0.27	✔	
MFS Mid Cap Growth R6 <i>percentile rank</i> <i># of funds in category</i>	OTCKX	Mid-Cap Growth	35.80 40 604	23.77 24 564	20.21 23 504	– – 383	✔	19.29	0.87	12.12	✔	⊠	✔	0.70	✔	
American Century Mid Cap Value I <i>percentile rank</i> <i># of funds in category</i>	AVUAX	Mid-Cap Value	1.88 60 415	4.66 42 396	9.55 32 349	10.61 13 247	✔	20.65	0.89	16.76	✔	⊠	✔	0.78	✔	
Vanguard Small Cap Growth Index Admiral <i>percentile rank</i> <i># of funds in category</i>	VSGAX	Small Growth	35.28 52 616	19.21 44 576	17.99 45 505	– – 383	✔	24.16	0.94	16.01	✔	⊠	✖	0.07	✔	
Vanguard Small Cap Value Index Admiral <i>percentile rank</i> <i># of funds in category</i>	VSIAX	Small Value	5.85 32 416	4.48 20 386	9.73 20 358	– – 259	✔	25.82	0.97	4.68	✔	⊠	✖	0.07	✔	
<b>Non-US Stock</b>																
American Funds New World R6 <i>percentile rank</i> <i># of funds in category</i>	RNWGX	Diversified Emerging Mkts	25.30 21 797	12.19 7 697	14.41 20 597	7.43 1 279	✔	18.50	0.88	21.56	✔	⊠	✔	0.59	✔	
Vanguard Developed Markets Index Admiral <i>percentile rank</i> <i># of funds in category</i>	VTMGX	Foreign Large Blend Index	10.26 40 780	4.81 41 674	8.31 34 584	5.92 27 383	✔	18.86	1.02	7.86	✔	⊠	✔	0.07	✔	
Vanguard International Growth Adm <i>percentile rank</i> <i># of funds in category</i>	VWILX	Foreign Large Growth	59.74 4 452	22.45 4 388	21.77 4 318	12.39 5 234	✔	21.50	1.09	17.91	✔	⊠	✔	0.33	✔	
Vanguard International Value Inv <i>percentile rank</i> <i># of funds in category</i>	VTRIX	Foreign Large Value	8.99 5 353	3.90 5 323	8.43 3 281	5.08 13 184	✔	20.05	1.09	10.60	✔	⊠	✖	0.38	✔	
American Funds New Perspective R6 <i>percentile rank</i> <i># of funds in category</i>	RNPGX	World Stock	33.81 14 869	18.14 10 762	16.85 11 636	13.04 9 390	✔	19.35	1.06	20.10	✔	⊠	✔	0.42	✔	

# IDEKER INC PROFIT SHARING PLAN AND

## Screens Summary (Data as of 12-31-2020)

⊖ Fund Removed from Approved List    ⚠ Fund on Watch List

Name	Ticker	Asset Class	Trailing Performance and Risk				Management			Style		Expense				
			1 Yr	3 Yr	5 Yr	10 Yr	Pass/ Fail	Std Dev 3 Yr %	Beta 3 Yr %	Tenure	Pass/ Fail	Style Box	Pass/ Fail	Exp Ratio	Pass/ Fail	
<b>Alternative</b>																
Invesco Balanced-Risk Commodity Strat R6	IBRFX	Commodities Broad Basket	8.00	-0.19	3.19	—	✔	16.09	1.05	10.09	✔	—	—	1.11	✔	
<i>percentile rank</i>			3	14	18	—										
<i># of funds in category</i>			124	106	95	55										
Vanguard Real Estate Index Admiral	VGSLX	Real Estate	-4.65	4.96	5.65	8.68	✔	18.90	0.94	24.65	✔	—	✔	0.12	✔	
<i>percentile rank</i>			44	41	38	31										
<i># of funds in category</i>			248	225	199	144										
<b>Fixed Income</b>																
BlackRock High Yield Bond Instl	BHYIX	High Yield Bond	5.82	5.83	7.88	6.71	✔	9.79	1.02	13.01	✔	—	—	0.62	✔	
<i>percentile rank</i>			38	20	16	7										
<i># of funds in category</i>			678	629	556	352										
American Century Inflation Adjs Bond R5	AIANX	Inflation-Protected Bond	10.51	5.30	4.81	3.46	✔	4.18	1.05	19.10	✔	—	—	0.27	✔	
<i>percentile rank</i>			46	51	42	38										
<i># of funds in category</i>			207	197	173	117										
Metropolitan West Total Return Bd I	MWTIX	Intermediate-Term Bond	9.11	6.04	4.79	4.74	✔	3.54	1.03	23.77	✔	—	—	0.46	✔	
<i>percentile rank</i>			29	24	55	23										
<i># of funds in category</i>			602	543	464	343										
PIMCO Income I2	PONPX	Multisector Bond	5.69	4.66	6.20	7.26	✔	5.78	0.88	13.77	✔	—	—	1.19	✔	
<i>percentile rank</i>			50	49	23	1										
<i># of funds in category</i>			340	299	262	138										
Vanguard Ultra-Short-Term Bond Admiral	VUSFX	Ultrashort Bond	2.10	2.53	2.05	—	✔	0.93	0.14	3.93	✔	—	—	0.10	✔	
<i>percentile rank</i>			17	12	24	—										
<i># of funds in category</i>			212	172	134	67										
AB Global Bond I	ANAIX	World Bond	5.05	4.27	4.34	3.97	✔	4.32	0.80	15.35	✔	—	—	0.55	✔	
<i>percentile rank</i>			69	70	60	49										
<i># of funds in category</i>			108	94	62	38										
<b>Target Date</b>																
Vanguard Target Retirement 2015 Inv	VTXVX	Target Date	10.32	7.11	7.78	7.04	✔	7.44	0.84	7.86	✔	—	✔	0.13	✔	
<i>percentile rank</i>			75	63	70	45										
<i># of funds in category</i>			118	97	74	44										
Vanguard Target Retirement 2020 Inv	VTWNX	Target Date	12.04	8.07	9.02	7.93	✔	9.85	1.00	7.86	✔	—	✔	0.13	✔	
<i>percentile rank</i>			46	29	27	15										
<i># of funds in category</i>			178	157	118	72										
Vanguard Target Retirement 2025 Inv	VTTVX	Target Date	13.30	8.73	9.88	8.54	✔	11.60	1.04	7.86	✔	—	✔	0.13	✔	
<i>percentile rank</i>			40	27	27	13										
<i># of funds in category</i>			214	187	151	87										
Vanguard Target Retirement 2030 Inv	VTHRX	Target Date	14.10	9.16	10.51	9.04	✔	12.98	1.00	7.86	✔	—	✔	0.14	✔	
<i>percentile rank</i>			38	29	33	18										
<i># of funds in category</i>			224	197	158	89										

# IDEKER INC PROFIT SHARING PLAN AND

## Screens Summary (Data as of 12-31-2020)

⊖ Fund Removed from Approved List    ⚠ Fund on Watch List

Name	Ticker	Asset Class	Trailing Performance and Risk				Management			Style		Expense			
			1 Yr	3 Yr	5 Yr	10 Yr	Pass/ Fail	Std Dev 3 Yr %	Beta 3 Yr %	Tenure	Pass/ Fail	Style Box	Pass/ Fail	Exp Ratio	Pass/ Fail
Vanguard Target Retirement 2035 Inv <i>percentile rank</i> <i># of funds in category</i>	VTTHX	Target Date	14.79 43 207	9.50 37 184	11.11 34 148	9.51 17 84	✔	14.36	0.96	7.86	✔	—	✔	0.14	✔
Vanguard Target Retirement 2040 Inv <i>percentile rank</i> <i># of funds in category</i>	VFORX	Target Date	15.47 40 218	9.85 36 197	11.71 30 158	9.90 18 89	✔	15.74	0.95	7.86	✔	—	✔	0.14	✔
Vanguard Target Retirement 2045 Inv <i>percentile rank</i> <i># of funds in category</i>	VTIVX	Target Date	16.30 36 207	10.20 32 184	12.09 28 148	10.09 17 83	✔	16.98	0.97	7.86	✔	—	✔	0.15	✔
Vanguard Target Retirement 2050 Inv <i>percentile rank</i> <i># of funds in category</i>	VFIFX	Target Date	16.39 37 217	10.24 35 196	12.10 30 157	10.09 24 78	✔	16.99	0.96	7.86	✔	—	✔	0.15	✔
Vanguard Target Retirement 2055 Inv <i>percentile rank</i> <i># of funds in category</i>	VFFVX	Target Date	16.32 41 207	10.22 36 184	12.09 36 145	10.10 24 44	✔	16.98	0.95	7.86	✔	—	✔	0.15	✔
Vanguard Target Retirement 2060 Inv <i>percentile rank</i> <i># of funds in category</i>	VTTSX	Target Date	16.32 42 257	10.22 40 181	12.08 46 93	— — —	✔	16.97	0.95	7.86	✔	—	✔	0.15	✔
Vanguard Target Retirement 2065 Inv <i>percentile rank</i> <i># of funds in category</i>	VLXVX	Target Date	16.17 47 257	10.15 43 181	— — 93	— — —	✔	16.99	0.95	3.47	✔	—	✔	0.15	✔
Vanguard Target Retirement Income Inv <i>percentile rank</i> <i># of funds in category</i>	VTINX	Target Date	10.02 36 168	6.86 25 148	6.86 35 126	5.88 20 84	✔	6.22	0.84	7.86	✔	—	✔	0.12	✔

### Balanced

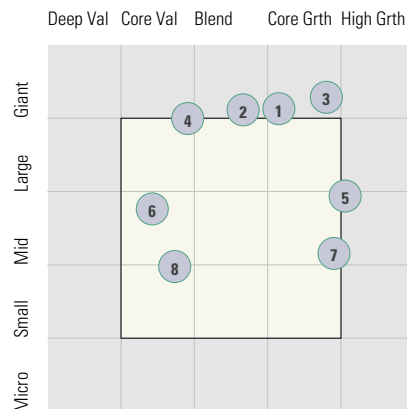
American Funds American Balanced R6 <i>percentile rank</i> <i># of funds in category</i>	RLBGX	Moderate Allocation	11.22 57 673	9.07 32 636	10.36 21 576	10.27 5 414	✔	10.98	0.94	22.01	✔	—	✔	0.26	✔
--	-------	------------------------	--------------------	-------------------	--------------------	-------------------	---	-------	------	-------	---	---	---	------	---

# IDEKER INC PROFIT SHARING PLAN AND

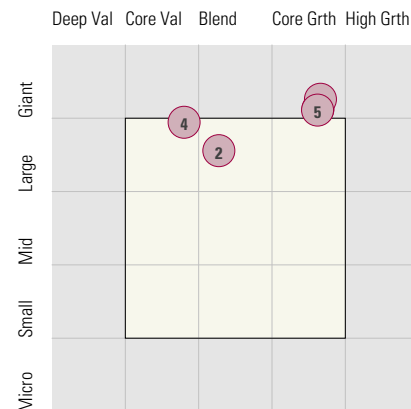
## Style Analysis (Data as of 12-31-2020)

### Style Analysis

Morningstar Style Box US Stock



Morningstar Style Box Non-US Stock



#### US Stock Funds

	Category	Super Sectors %			Asset Allocation %			Avg Mkt Cap M\$	
		Cyclical	Defensive	Sensitive	Cash	US Stock	Foreign		
1	JPMorgan US Equity R6	Large Blend	29.84	23.73	46.45	0.57	96.01	3.42	66.96
2	Vanguard 500 Index Admiral	Large Blend Index	28.52	27.38	44.10	0.70	98.04	1.26	71.43
3	Vanguard Growth Index Admiral	Large Growth	31.78	12.38	55.84	0.35	98.68	0.97	52.79
4	American Funds American Mutual R6	Large Value	23.99	41.00	35.01	12.66	74.80	11.32	62.67
5	MFS Mid Cap Growth R6	Mid-Cap Growth	28.52	16.60	54.89	1.86	91.03	7.11	10.33
6	American Century Mid Cap Value I	Mid-Cap Value	37.38	32.74	29.88	3.36	84.34	12.30	11.80
7	Vanguard Small Cap Growth Index Admiral	Small Growth	27.21	25.30	47.51	1.87	97.57	0.56	2.95
8	Vanguard Small Cap Value Index Admiral	Small Value	52.21	15.83	31.94	1.59	97.41	1.00	2.79

#### Non-US Stock Funds

	Category	Super Sectors %			Regional Exposure %			Market Maturity %			
		Cyclical	Defensive	Sensitive	Americas	Greater Asia	Greater Europe	Developed	EM%	Avg Mkt Cap M\$	
1	American Funds New World R6	Diversified Emerging Mkts	38.15	23.00	38.86	34.09	40.35	25.58	60.64	39.36	20.17
2	Vanguard Developed Markets Index Admiral	Foreign Large Blend Index	37.18	27.61	35.23	9.09	37.90	53.02	99.07	0.93	30.79
3	Vanguard International Growth Adm	Foreign Large Growth	44.59	20.93	34.49	13.68	38.62	47.71	75.72	24.28	31.23
4	Vanguard International Value Inv	Foreign Large Value	33.27	21.85	44.88	7.63	37.88	54.50	89.21	10.79	33.22
5	American Funds New Perspective R6	World Stock	35.61	24.35	40.04	59.55	13.28	27.16	95.76	4.24	55.05

#### Fixed Income Funds

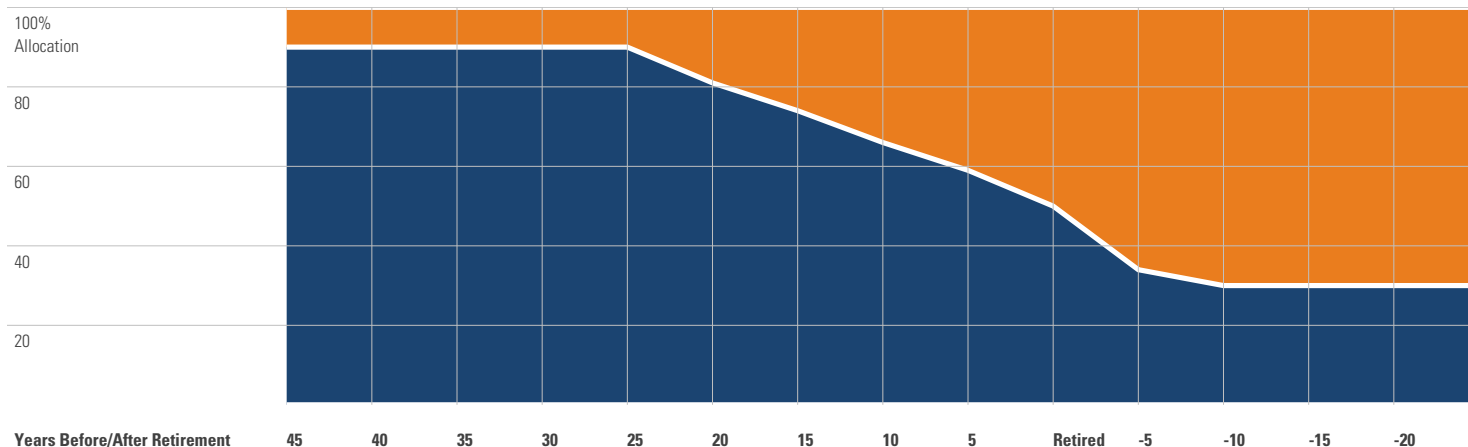
	Category	Super Sectors %				Avg Eff Duration	Credit Quality %			
		US Govt Debt	Mtg	US Credit	Non US		Inv Grade	Below Inv Grade	NR/NA	
1	BlackRock High Yield Bond Instl	High Yield Bond	0.02	0.00	82.93	0.00	2.83	4.65	95.10	0.25
2	American Century Inflation Adjs Bond R5	Inflation-Protected Bond	86.76	0.52	3.04	0.00	7.85	101.19	0.48	-1.67
3	Metropolitan West Total Return Bd I	Intermediate-Term Bond	13.40	45.23	32.07	0.00	5.92	94.63	5.36	0.01
4	PIMCO Income I2	Multisector Bond	23.42	14.10	18.31	0.00	0.91	81.00	19.00	0.00
5	Vanguard Ultra-Short-Term Bond Admiral	Ultrashort Bond	7.20	1.46	70.66	0.00	0.86	96.25	0.30	3.45
6	AB Global Bond I	World Bond	28.75	3.88	13.56	0.00	6.96	88.87	5.92	5.21

# IDEKER INC PROFIT SHARING PLAN AND

## Target Date Analysis (Data as of 12-31-2020)

### Target Date Allocation

● Stocks ● Cash ● Bonds ● Other



### Target Date Portfolio Data

	Asset Allocation %								
	Total Stock	US Stock	Non-US Stock	Total Bond	Infl Prot Bond	HY Bond	Cash	Other	Avg Mkt Cap \$M
Vanguard Target Retirement 2015 Inv	35.67	21.27	14.40	61.69	19.64	0.00	2.33	0.30	33.06
Vanguard Target Retirement 2020 Inv	49.63	29.54	20.09	48.14	13.71	0.00	1.97	0.27	33.09
Vanguard Target Retirement 2025 Inv	59.48	35.39	24.09	38.75	0.02	0.00	1.51	0.25	33.17
Vanguard Target Retirement 2030 Inv	66.87	39.79	27.08	31.41	0.00	0.00	1.51	0.22	33.19
Vanguard Target Retirement 2035 Inv	74.26	44.20	30.06	24.05	0.00	0.00	1.52	0.18	33.13
Vanguard Target Retirement 2040 Inv	81.62	48.77	32.85	16.68	0.00	0.00	1.55	0.14	33.06
Vanguard Target Retirement 2045 Inv	88.73	53.06	35.67	9.64	0.00	0.00	1.52	0.10	33.07
Vanguard Target Retirement 2050 Inv	88.47	52.85	35.62	9.81	0.00	0.00	1.61	0.10	33.08
Vanguard Target Retirement 2055 Inv	88.32	52.70	35.62	9.81	0.00	0.00	1.76	0.10	33.04
Vanguard Target Retirement 2060 Inv	88.23	52.39	35.84	9.81	0.00	0.00	1.85	0.10	33.03
Vanguard Target Retirement 2065 Inv	88.69	52.80	35.89	9.82	0.00	0.00	1.39	0.10	—
Vanguard Target Retirement Income Inv	29.88	17.59	12.29	67.31	21.76	0.00	2.48	0.31	33.08