

JOHN MICHAEL KOHLER ARTS CENTER

Screens Summary (Data as of 12-31-2020)

Fund Removed from Approved List

Fund on Watch List

Name	Ticker	Asset Class	Trailing Performance and Risk				Management			Style		Expense				
			1 Yr	3 Yr	5 Yr	10 Yr	Pass/ Fail	Std Dev 3 Yr %	Beta 3 Yr %	Tenure	Pass/ Fail	Style Box	Pass/ Fail	Exp Ratio	Pass/ Fail	
US Stock																
Vanguard 500 Index Admiral	VFIAX	Large Blend Index	18.37	14.14	15.18	13.85		18.80	1.00	4.68				0.04		
<i>percentile rank</i>			38	24	20	12										
<i># of funds in category</i>			1,369	1,237	1,078	817										
Fidelity® Contrafund®	FCNTX	Large Growth	32.50	19.01	18.16	15.39		19.60	0.97	30.31				0.85		
<i>percentile rank</i>			54	60	51	47										
<i># of funds in category</i>			1,291	1,204	1,081	796										
American Funds Washington Mutual R6	RWMGX	Large Value	8.08	9.83	12.68	12.51		17.19	0.90	23.52				0.27		
<i>percentile rank</i>			90	80	70	52										
<i># of funds in category</i>			1,369	1,237	1,078	817										
Vanguard Mid Cap Index Admiral	VIMAX	Mid-Cap Blend	18.24	12.04	13.28	12.40		21.69	0.98	22.63				0.05		
<i>percentile rank</i>			17	15	19	11										
<i># of funds in category</i>			407	374	309	215										
Carillon Eagle Small Cap Growth I	HSIIX	Small Growth	37.61	15.84	16.15	12.89		25.17	0.98	25.02				0.76		
<i>percentile rank</i>			45	61	62	66										
<i># of funds in category</i>			616	576	505	383										
Delaware Small Cap Value Instl	DEVIX	Small Value	-1.23	1.52	9.00	8.54		27.06	1.01	23.68				0.90		
<i>percentile rank</i>			75	58	29	34										
<i># of funds in category</i>			416	386	358	259										
Non-US Stock																
JPMorgan Emerging Markets Equity R5	JEMOX	Diversified Emerging Mkts	34.83	14.41	—	—		20.82	1.01	15.34				0.89		
<i>percentile rank</i>			8	4	—	—										
<i># of funds in category</i>			797	697	597	279										
American Funds Europacific Growth R6	REGGX	Foreign Large Blend	25.27	10.74	12.47	8.14		19.13	1.02	19.60				0.46		
<i>percentile rank</i>			33	43	38	36										
<i># of funds in category</i>			452	388	318	234										
Vanguard Developed Markets Index Admiral	VTMGX	Foreign Large Blend Index	10.26	4.81	8.31	5.92		18.86	1.02	7.86				0.07		
<i>percentile rank</i>			40	41	34	27										
<i># of funds in category</i>			780	674	584	383										
Alternative																
Vanguard Real Estate Index Admiral	VGSLX	Real Estate	-4.65	4.96	5.65	8.68		18.90	0.94	24.65		—		0.12		
<i>percentile rank</i>			44	41	38	31										
<i># of funds in category</i>			248	225	199	144										
Fixed Income																
BlackRock Inflation Protected Bond Instl	BPRIX	Inflation-Protected Bond	11.75	5.89	4.97	3.48		4.12	1.05	3.88		—	—	0.65		
<i>percentile rank</i>			15	24	33	37										
<i># of funds in category</i>			207	197	173	117										

JOHN MICHAEL KOHLER ARTS CENTER

Screens Summary (Data as of 12-31-2020)

 Fund Removed from Approved List
  Fund on Watch List


Name	Ticker	Asset Class	Trailing Performance and Risk				Management			Style		Expense			
			1 Yr	3 Yr	5 Yr	10 Yr	Pass/ Fail	Std Dev 3 Yr %	Beta 3 Yr %	Tenure	Pass/ Fail	Style Box	Pass/ Fail	Exp Ratio	Pass/ Fail
Baird Aggregate Bond Inst <i>percentile rank</i> <i># of funds in category</i>	BAGIX	Intermediate-Term Bond	8.63 22 416	5.84 14 381	5.04 11 331	4.68 5		3.81	1.07	20.27			—	0.30	
PIMCO Income I2 <i>percentile rank</i> <i># of funds in category</i>	PONPX	Multisector Bond	5.69 50 340	4.66 49 299	6.20 23 262	7.26 1		5.78	0.88	13.77		—	—	1.19	
Federated Hermes Govt Ultrashort IS <i>percentile rank</i> <i># of funds in category</i>	FGUSX	Ultrashort Bond	1.48 50 212	1.83 65 172	1.39 81 134	0.84 78		0.47	0.05	23.49		—	—	0.26	

Target Date










Vanguard Target Retirement 2015 Inv <i>percentile rank</i> <i># of funds in category</i>	VTXVX	Target Date	10.32 75 118	7.11 63 97	7.78 70 74	7.04 45 44		7.44	0.84	7.86		—		0.13	
Vanguard Target Retirement 2020 Inv <i>percentile rank</i> <i># of funds in category</i>	VTWNX	Target Date	12.04 46 178	8.07 29 157	9.02 27 118	7.93 15 72		9.85	1.00	7.86		—		0.13	
Vanguard Target Retirement 2025 Inv <i>percentile rank</i> <i># of funds in category</i>	VTTVX	Target Date	13.30 40 214	8.73 27 187	9.88 27 151	8.54 13 87		11.60	1.04	7.86		—		0.13	
Vanguard Target Retirement 2030 Inv <i>percentile rank</i> <i># of funds in category</i>	VTHRX	Target Date	14.10 38 224	9.16 29 197	10.51 33 158	9.04 18 89		12.98	1.00	7.86		—		0.14	
Vanguard Target Retirement 2035 Inv <i>percentile rank</i> <i># of funds in category</i>	VTTX	Target Date	14.79 43 207	9.50 37 184	11.11 34 148	9.51 17 84		14.36	0.96	7.86		—		0.14	
Vanguard Target Retirement 2040 Inv <i>percentile rank</i> <i># of funds in category</i>	VFORX	Target Date	15.47 40 218	9.85 36 197	11.71 30 158	9.90 18 89		15.74	0.95	7.86		—		0.14	
Vanguard Target Retirement 2045 Inv <i>percentile rank</i> <i># of funds in category</i>	VTIVX	Target Date	16.30 36 207	10.20 32 184	12.09 28 148	10.09 17 83		16.98	0.97	7.86		—		0.15	
Vanguard Target Retirement 2050 Inv <i>percentile rank</i> <i># of funds in category</i>	VFIFX	Target Date	16.39 37 217	10.24 35 196	12.10 30 157	10.09 24 78		16.99	0.96	7.86		—		0.15	
Vanguard Target Retirement 2055 Inv <i>percentile rank</i> <i># of funds in category</i>	VFFVX	Target Date	16.32 41 207	10.22 36 184	12.09 36 145	10.10 24 44		16.98	0.95	7.86		—		0.15	
Vanguard Target Retirement 2060 Inv <i>percentile rank</i> <i># of funds in category</i>	VTTX	Target Date	16.32 42 257	10.22 40 181	12.08 46 93	— — —		16.97	0.95	7.86		—		0.15	
Vanguard Target Retirement 2065 Inv <i>percentile rank</i> <i># of funds in category</i>	VLXVX	Target Date	16.17 47 257	10.15 43 181	— — 93	— — —		16.99	0.95	3.47		—		0.15	

JOHN MICHAEL KOHLER ARTS CENTER

Screens Summary (Data as of 12-31-2020)

 Fund Removed from Approved List

 Fund on Watch List

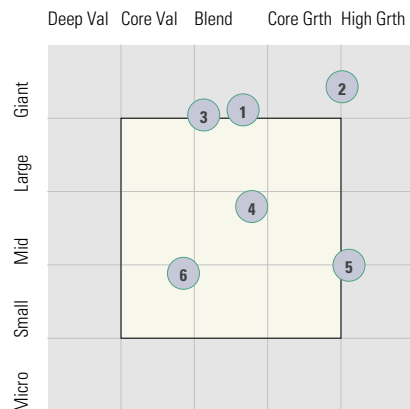
Name	Ticker	Asset Class	Trailing Performance and Risk							Management		Style		Expense	
			1 Yr	3 Yr	5 Yr	10 Yr	Pass/ Fail	Std Dev 3 Yr %	Beta 3 Yr %	Tenure	Pass/ Fail	Style Box	Pass/ Fail	Exp Ratio	Pass/ Fail
Vanguard Target Retirement Income Inv	VTINX	Target Date	10.02	6.86	6.86	5.88		6.22	0.84	7.86		—		0.12	
<i>percentile rank</i>			<i>36</i>	<i>25</i>	<i>35</i>	<i>20</i>									
<i># of funds in category</i>			<i>168</i>	<i>148</i>	<i>126</i>	<i>84</i>									
Balanced															
BlackRock Global Allocation Instl	MALOX	World Allocation	21.12	9.66	9.29	6.80		12.39	1.04	4.00				0.80	
<i>percentile rank</i>			<i>3</i>	<i>3</i>	<i>9</i>	<i>23</i>									
<i># of funds in category</i>			<i>475</i>	<i>415</i>	<i>362</i>	<i>220</i>									

JOHN MICHAEL KOHLER ARTS CENTER

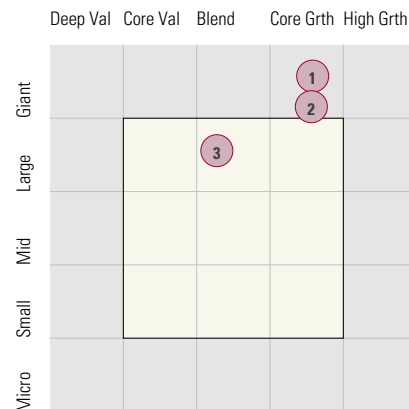
Style Analysis (Data as of 12-31-2020)

Style Analysis

Morningstar Style Box US Stock



Morningstar Style Box Non-US Stock



US Stock Funds

	Category	Super Sectors %			Asset Allocation %			Avg Mkt Cap M\$	
		Cyclical	Defensive	Sensitive	Cash	US Stock	Foreign		
1	Vanguard 500 Index Admiral	Large Blend Index	28.52	27.38	44.10	0.70	98.04	1.26	71.43
2	Fidelity® Contrafund®	Large Growth	34.92	17.09	47.99	0.87	91.05	7.18	72.75
3	American Funds Washington Mutual R6	Large Value	25.88	30.98	43.14	5.07	86.70	7.96	92.42
4	Vanguard Mid Cap Index Admiral	Mid-Cap Blend	36.74	25.14	38.10	0.03	97.31	2.65	10.75
5	Carillon Eagle Small Cap Growth I	Small Growth	16.75	39.98	43.27	0.33	97.31	2.36	2.67
6	Delaware Small Cap Value Instl	Small Value	53.48	10.44	36.08	3.65	93.39	2.07	2.27

Non-US Stock Funds

	Category	Super Sectors %			Regional Exposure %			Market Maturity %			
		Cyclical	Defensive	Sensitive	Americas	Greater Asia	Greater Europe	Developed	EM%	Avg Mkt Cap M\$	
1	JPMorgan Emerging Markets Equity R5	Diversified Emerging Mkts	50.82	20.07	29.10	16.84	74.58	8.58	31.23	68.77	—
2	American Funds Europacific Growth R6	Foreign Large Blend	38.16	26.01	35.83	9.53	46.78	43.69	72.93	27.07	39.57
3	Vanguard Developed Markets Index Admiral	Foreign Large Blend Index	37.18	27.61	35.23	9.09	37.90	53.02	99.07	0.93	30.79

Fixed Income Funds

	Category	Super Sectors %				Other Stats	Credit Quality %			
		US Govt Debt	Mtg	US Credit	Non US		Avg Eff Duration	Inv Grade	Below Inv Grade	NR/NA
1	BlackRock Inflation Protected Bond Instl	Inflation-Protected Bond	95.14	0.34	1.52	0.00	6.90	99.78	0.22	0.00
2	Baird Aggregate Bond Inst	Intermediate-Term Bond	22.40	26.93	42.38	0.00	5.69	99.40	0.60	0.00
3	PIMCO Income I2	Multisector Bond	23.42	14.10	18.31	0.00	0.91	81.00	19.00	0.00
4	Federated Hermes Govt Ultrashort IS	Ultrashort Bond	15.26	56.99	0.00	0.00	0.38	100.00	0.00	0.00

JOHN MICHAEL KOHLER ARTS CENTER

Target Date Analysis (Data as of 12-31-2020)

Target Date Allocation

● Stocks ● Cash ● Bonds ● Other



Target Date Portfolio Data

Asset Allocation %

	Total Stock	US Stock	Non-US Stock	Total Bond	Infl Prot Bond	HY Bond	Cash	Other	Avg Mkt Cap \$M
Vanguard Target Retirement 2015 Inv	35.67	21.27	14.40	61.69	19.64	0.00	2.33	0.30	33.06
Vanguard Target Retirement 2020 Inv	49.63	29.54	20.09	48.14	13.71	0.00	1.97	0.27	33.09
Vanguard Target Retirement 2025 Inv	59.48	35.39	24.09	38.75	0.02	0.00	1.51	0.25	33.17
Vanguard Target Retirement 2030 Inv	66.87	39.79	27.08	31.41	0.00	0.00	1.51	0.22	33.19
Vanguard Target Retirement 2035 Inv	74.26	44.20	30.06	24.05	0.00	0.00	1.52	0.18	33.13
Vanguard Target Retirement 2040 Inv	81.62	48.77	32.85	16.68	0.00	0.00	1.55	0.14	33.06
Vanguard Target Retirement 2045 Inv	88.73	53.06	35.67	9.64	0.00	0.00	1.52	0.10	33.07
Vanguard Target Retirement 2050 Inv	88.47	52.85	35.62	9.81	0.00	0.00	1.61	0.10	33.08
Vanguard Target Retirement 2055 Inv	88.32	52.70	35.62	9.81	0.00	0.00	1.76	0.10	33.04
Vanguard Target Retirement 2060 Inv	88.23	52.39	35.84	9.81	0.00	0.00	1.85	0.10	33.03
Vanguard Target Retirement 2065 Inv	88.69	52.80	35.89	9.82	0.00	0.00	1.39	0.10	—
Vanguard Target Retirement Income Inv	29.88	17.59	12.29	67.31	21.76	0.00	2.48	0.31	33.08