

THE LEAGUERS INC 403B PLAN

Screens Summary (Data as of 12-31-2020)

⊖ Fund Removed from Approved List ⚠ Fund on Watch List

Name	Ticker	Asset Class	Trailing Performance and Risk				Management			Style		Expense				
			1 Yr	3 Yr	5 Yr	10 Yr	Pass/ Fail	Std Dev 3 Yr %	Beta 3 Yr %	Tenure	Pass/ Fail	Style Box	Pass/ Fail	Exp Ratio	Pass/ Fail	
US Stock																
American Funds Invmt Co of Amer R6 <i>percentile rank</i> <i># of funds in category</i>	RICGX	Large Blend	14.85 61 1,369	10.39 74 1,237	13.17 62 1,078	12.09 64 817	✔	17.44	0.92	28.85	✔	☒	✔	0.27	✔	
Vanguard 500 Index Admiral <i>percentile rank</i> <i># of funds in category</i>	VFIAX	Large Blend Index	18.37 38 1,369	14.14 24 1,237	15.18 20 1,078	13.85 12 817	✔	18.80	1.00	4.68	✔	☒	✔	0.04	✔	
Vanguard Growth Index Admiral <i>percentile rank</i> <i># of funds in category</i>	VIGAX	Large Growth	40.19 28 1,291	22.97 30 1,204	20.32 24 1,081	16.67 25 796	✔	20.09	1.01	26.02	✔	☒	✔	0.05	✔	
Vanguard Value Index Adm <i>percentile rank</i> <i># of funds in category</i>	VVIAX	Large Value	2.29 53 1,202	6.77 35 1,130	10.75 25 1,000	11.22 16 717	✔	18.92	0.95	26.02	✔	☒	✔	0.05	✔	
Vanguard Mid-Cap Growth Index Admiral <i>percentile rank</i> <i># of funds in category</i>	VMGMX	Mid-Cap Growth	34.48 44 604	19.33 49 564	17.18 53 504	– – 383	✔	21.29	0.97	7.86	✔	☒	✔	0.07	✔	
Vanguard Mid-Cap Value Index Admiral <i>percentile rank</i> <i># of funds in category</i>	VMVAX	Mid-Cap Value	2.54 55 415	4.75 39 396	9.17 43 349	– – 247	✔	22.68	0.98	14.38	✔	☒	✔	0.07	✔	
Vanguard Small Cap Growth Index Admiral <i>percentile rank</i> <i># of funds in category</i>	VSGAX	Small Growth	35.28 52 616	19.21 44 576	17.99 45 505	– – 383	✔	24.16	0.94	16.01	✔	☒	✖	0.07	✔	
Vanguard Small Cap Value Index Admiral <i>percentile rank</i> <i># of funds in category</i>	VSIAX	Small Value	5.85 32 416	4.48 20 386	9.73 20 358	– – 259	✔	25.82	0.97	4.68	✔	☒	✖	0.07	✔	
Non-US Stock																
American Funds New World R6 <i>percentile rank</i> <i># of funds in category</i>	RNWGX	Diversified Emerging Mkts	25.30 21 797	12.19 7 697	14.41 20 597	7.43 1 279	✔	18.50	0.88	21.56	✔	☒	✔	0.59	✔	
Vanguard Developed Markets Index Admiral <i>percentile rank</i> <i># of funds in category</i>	VTMGX	Foreign Large Blend Index	10.26 40 780	4.81 41 674	8.31 34 584	5.92 27 383	✔	18.86	1.02	7.86	✔	☒	✔	0.07	✔	
Vanguard International Growth Adm <i>percentile rank</i> <i># of funds in category</i>	VWILX	Foreign Large Growth	59.74 4 452	22.45 4 388	21.77 4 318	12.39 5 234	✔	21.50	1.09	17.91	✔	☒	✔	0.33	✔	
Vanguard International Value Inv <i>percentile rank</i> <i># of funds in category</i>	VTRIX	Foreign Large Value	8.99 5 353	3.90 5 323	8.43 3 281	5.08 13 184	✔	20.05	1.09	10.60	✔	☒	✖	0.38	✔	
American Funds New Perspective R6 <i>percentile rank</i> <i># of funds in category</i>	RNPGX	World Stock	33.81 14 869	18.14 10 762	16.85 11 636	13.04 9 390	✔	19.35	1.06	20.10	✔	☒	✔	0.42	✔	

THE LEAGUERS INC 403B PLAN

Screens Summary (Data as of 12-31-2020)

⊖ Fund Removed from Approved List ⚠ Fund on Watch List

Name	Ticker	Asset Class	Trailing Performance and Risk				Management			Style		Expense			
			1 Yr	3 Yr	5 Yr	10 Yr	Pass/ Fail	Std Dev 3 Yr %	Beta 3 Yr %	Tenure	Pass/ Fail	Style Box	Pass/ Fail	Exp Ratio	Pass/ Fail
Alternative															
PIMCO Commodity Real Return Strat I2 <i>percentile rank</i> <i># of funds in category</i>	PCRPX	Commodities Broad Basket	0.76 31 124	-0.89 25 106	2.72 26 95	-5.40 36 55	✔	17.68	1.23	6.00	✔	—	—	1.43	✖
Vanguard Real Estate Index Admiral <i>percentile rank</i> <i># of funds in category</i>	VGSLX	Real Estate	-4.65 44 248	4.96 41 225	5.65 38 199	8.68 31 144	✔	18.90	0.94	24.65	✔	—	✔	0.12	✔
Fixed Income															
Baird Core Plus Bond Inst <i>percentile rank</i> <i># of funds in category</i>	BCOIX	Core Plus Bond	8.80 35 602	6.03 24 543	5.49 24 464	4.83 18 343	✔	4.12	1.07	20.27	✔	—	—	0.30	✔
Eaton Vance Income Fund of Boston I <i>percentile rank</i> <i># of funds in category</i>	EIBIX	High Yield Bond	5.09 54 678	5.15 46 629	6.89 53 556	6.09 26 352	✔	8.65	0.91	6.16	✔	—	—	0.75	✔
American Century Inflation Adjs Bond R5 <i>percentile rank</i> <i># of funds in category</i>	AIANX	Inflation- Protected Bond	10.51 46 207	5.30 51 197	4.81 42 173	3.46 38 117	✔	4.18	1.05	19.10	✔	—	—	0.27	✔
Vanguard Total Bond Market Index Adm <i>percentile rank</i> <i># of funds in category</i>	VBTLX	Intermediate- Term Bond	7.72 45 416	5.39 32 381	4.46 38 331	3.80 47 253	✔	3.50	1.02	7.86	✔	☐	—	0.05	✔
Federated Hermes Govt Ultrashort IS <i>percentile rank</i> <i># of funds in category</i>	FGUSX	Ultrashort Bond	1.48 50 212	1.83 65 172	1.39 81 134	0.84 78 67	✖	0.47	0.05	23.49	✔	—	—	0.26	✔
PIMCO International Bond (USD-Hdg) I-2 <i>percentile rank</i> <i># of funds in category</i>	PFBPX	World Bond	6.05 51 108	5.25 36 94	5.21 20 62	5.54 2 38	✔	3.27	0.56	6.27	✔	—	—	0.70	✔
Target Date															
Vanguard Target Retirement 2015 Inv <i>percentile rank</i> <i># of funds in category</i>	VTXVX	Target Date	10.32 75 118	7.11 63 97	7.78 70 74	7.04 45 44	✔	7.44	0.84	7.86	✔	—	✔	0.13	✔
Vanguard Target Retirement 2020 Inv <i>percentile rank</i> <i># of funds in category</i>	VTWNX	Target Date	12.04 46 178	8.07 29 157	9.02 27 118	7.93 15 72	✔	9.85	1.00	7.86	✔	—	✔	0.13	✔
Vanguard Target Retirement 2025 Inv <i>percentile rank</i> <i># of funds in category</i>	VTTVX	Target Date	13.30 40 214	8.73 27 187	9.88 27 151	8.54 13 87	✔	11.60	1.04	7.86	✔	—	✔	0.13	✔
Vanguard Target Retirement 2030 Inv <i>percentile rank</i> <i># of funds in category</i>	VTHRX	Target Date	14.10 38 224	9.16 29 197	10.51 33 158	9.04 18 89	✔	12.98	1.00	7.86	✔	—	✔	0.14	✔

THE LEAGUERS INC 403B PLAN

Screens Summary (Data as of 12-31-2020)

⊖ Fund Removed from Approved List ⚠ Fund on Watch List

Name	Ticker	Asset Class	Trailing Performance and Risk				Management		Style		Expense				
			1 Yr	3 Yr	5 Yr	10 Yr	Pass/ Fail	Std Dev 3 Yr %	Beta 3 Yr %	Tenure	Pass/ Fail	Style Box	Pass/ Fail	Exp Ratio	Pass/ Fail
Vanguard Target Retirement 2035 Inv <i>percentile rank</i> <i># of funds in category</i>	VTTHX	Target Date	14.79 43 207	9.50 37 184	11.11 34 148	9.51 17 84	✔	14.36	0.96	7.86	✔	—	✔	0.14	✔
Vanguard Target Retirement 2040 Inv <i>percentile rank</i> <i># of funds in category</i>	VFORX	Target Date	15.47 40 218	9.85 36 197	11.71 30 158	9.90 18 89	✔	15.74	0.95	7.86	✔	—	✔	0.14	✔
Vanguard Target Retirement 2045 Inv <i>percentile rank</i> <i># of funds in category</i>	VTIVX	Target Date	16.30 36 207	10.20 32 184	12.09 28 148	10.09 17 83	✔	16.98	0.97	7.86	✔	—	✔	0.15	✔
Vanguard Target Retirement 2050 Inv <i>percentile rank</i> <i># of funds in category</i>	VFIFX	Target Date	16.39 37 217	10.24 35 196	12.10 30 157	10.09 24 78	✔	16.99	0.96	7.86	✔	—	✔	0.15	✔
Vanguard Target Retirement 2055 Inv <i>percentile rank</i> <i># of funds in category</i>	VFFVX	Target Date	16.32 41 207	10.22 36 184	12.09 36 145	10.10 24 44	✔	16.98	0.95	7.86	✔	—	✔	0.15	✔
Vanguard Target Retirement 2060 Inv <i>percentile rank</i> <i># of funds in category</i>	VTTSX	Target Date	16.32 42 257	10.22 40 181	12.08 46 93	— — —	✔	16.97	0.95	7.86	✔	—	✔	0.15	✔
Vanguard Target Retirement 2065 Inv <i>percentile rank</i> <i># of funds in category</i>	VLXVX	Target Date	16.17 47 257	10.15 43 181	— — 93	— — —	✔	16.99	0.95	3.47	✔	—	✔	0.15	✔
Vanguard Target Retirement Income Inv <i>percentile rank</i> <i># of funds in category</i>	VTINX	Target Date	10.02 36 168	6.86 25 148	6.86 35 126	5.88 20 84	✔	6.22	0.84	7.86	✔	—	✔	0.12	✔
Balanced															
Vanguard LifeStrategy Cnsvr Gr Inv <i>percentile rank</i> <i># of funds in category</i>	VSCGX	Target Risk	11.51 27 549	7.78 17 524	8.03 17 462	6.65 25 280	✔	7.92	1.01	26.27	✔	—	✔	0.12	✔
Vanguard LifeStrategy Growth Inv <i>percentile rank</i> <i># of funds in category</i>	VASGX	Target Risk	15.45 27 325	9.79 23 308	11.32 18 279	9.38 20 188	✔	15.14	1.03	26.27	✔	—	✔	0.14	✔
Vanguard LifeStrategy Income Inv <i>percentile rank</i> <i># of funds in category</i>	VASIX	Target Risk	9.13 27 177	6.56 14 166	6.24 30 149	5.17 34 93	✔	4.74	0.96	26.27	✔	—	✔	0.11	✔
Vanguard LifeStrategy Moderate Gr Inv <i>percentile rank</i> <i># of funds in category</i>	VSMGX	Target Risk	13.59 36 673	8.84 36 636	9.71 36 576	8.11 45 414	✔	11.49	0.99	26.27	✔	—	✔	0.13	✔

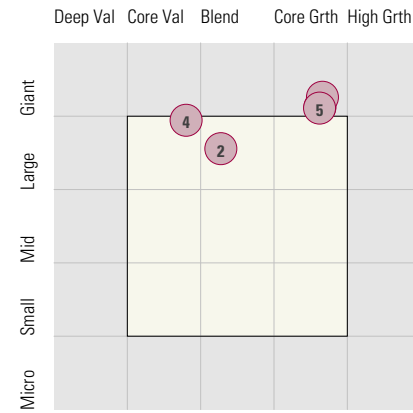
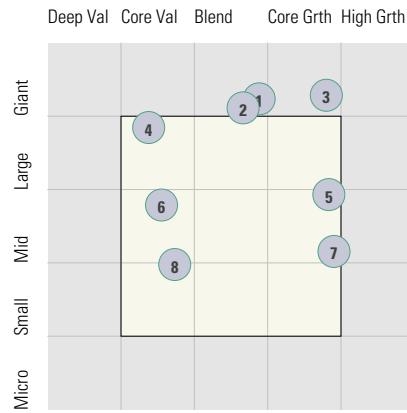
THE LEAGUERS INC 403B PLAN

Style Analysis (Data as of 12-31-2020)

Style Analysis

Morningstar Style Box US Stock

Morningstar Style Box Non-US Stock



US Stock Funds

	Category	Super Sectors %			Asset Allocation %			Avg Mkt Cap M\$
		Cyclical	Defensive	Sensitive	Cash	US Stock	Foreign	
1	American Funds Invmt Co of Amer R6	23.07	29.94	47.00	11.69	76.71	11.31	73.81
2	Vanguard 500 Index Admiral	28.52	27.38	44.10	0.70	98.04	1.26	71.43
3	Vanguard Growth Index Admiral	31.78	12.38	55.84	0.35	98.68	0.97	52.79
4	Vanguard Value Index Adm	26.00	43.79	30.22	0.34	98.07	1.59	74.71
5	Vanguard Mid-Cap Growth Index Admiral	30.52	19.89	49.61	0.78	98.00	1.22	11.59
6	Vanguard Mid-Cap Value Index Admiral	47.47	25.59	26.94	0.12	96.26	3.62	9.97
7	Vanguard Small Cap Growth Index Admiral	27.21	25.30	47.51	1.87	97.57	0.56	2.95
8	Vanguard Small Cap Value Index Admiral	52.21	15.83	31.94	1.59	97.41	1.00	2.79

Non-US Stock Funds

	Category	Super Sectors %			Regional Exposure %			Market Maturity %		
		Cyclical	Defensive	Sensitive	Americas	Greater Asia	Greater Europe	Developed	EM%	Avg Mkt Cap M\$
1	American Funds New World R6	38.15	23.00	38.86	34.09	40.35	25.58	60.64	39.36	20.17
2	Vanguard Developed Markets Index Admiral	37.18	27.61	35.23	9.09	37.90	53.02	99.07	0.93	30.79
3	Vanguard International Growth Adm	44.59	20.93	34.49	13.68	38.62	47.71	75.72	24.28	31.23
4	Vanguard International Value Inv	33.27	21.85	44.88	7.63	37.88	54.50	89.21	10.79	33.22
5	American Funds New Perspective R6	35.61	24.35	40.04	59.55	13.28	27.16	95.76	4.24	55.05

Fixed Income Funds

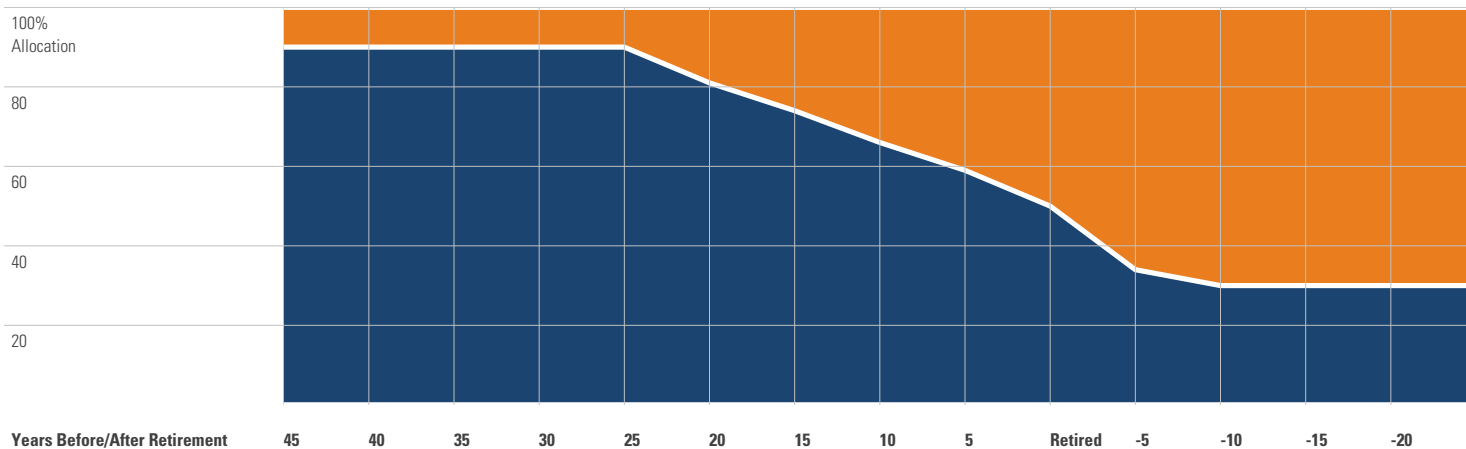
	Category	Super Sectors %				Avg Eff Duration	Credit Quality %		
		US Govt Debt	Mtg	US Credit	Non US		Inv Grade	Below Inv Grade	NR/NA
1	Baird Core Plus Bond Inst	16.73	22.96	51.40	0.00	5.56	96.50	3.20	0.30
2	Eaton Vance Income Fund of Boston I	0.00	0.00	88.06	0.00	2.55	8.04	89.77	2.19
3	American Century Inflation Adjs Bond R5	86.76	0.52	3.04	0.00	7.85	101.19	0.48	-1.67
4	Vanguard Total Bond Market Index Adm	48.34	22.95	26.24	0.00	6.22	100.00	0.00	0.00
5	Federated Hermes Govt Ultrashort IS	15.26	56.99	0.00	0.00	0.38	100.00	0.00	0.00
6	PIMCO International Bond (USD-Hdg) I-2	34.33	8.25	8.29	0.00	7.96	93.00	7.00	0.00

THE LEAGUERS INC 403B PLAN

Target Date Analysis (Data as of 12-31-2020)

Target Date Allocation

● Stocks ● Cash ● Bonds ● Other



Target Date Portfolio Data

Asset Allocation %

	Total Stock	US Stock	Non-US Stock	Total Bond	Infl Prot Bond	HY Bond	Cash	Other	Avg Mkt Cap \$M
Vanguard Target Retirement 2015 Inv	35.67	21.27	14.40	61.69	19.64	0.00	2.33	0.30	33.06
Vanguard Target Retirement 2020 Inv	49.63	29.54	20.09	48.14	13.71	0.00	1.97	0.27	33.09
Vanguard Target Retirement 2025 Inv	59.48	35.39	24.09	38.75	0.02	0.00	1.51	0.25	33.17
Vanguard Target Retirement 2030 Inv	66.87	39.79	27.08	31.41	0.00	0.00	1.51	0.22	33.19
Vanguard Target Retirement 2035 Inv	74.26	44.20	30.06	24.05	0.00	0.00	1.52	0.18	33.13
Vanguard Target Retirement 2040 Inv	81.62	48.77	32.85	16.68	0.00	0.00	1.55	0.14	33.06
Vanguard Target Retirement 2045 Inv	88.73	53.06	35.67	9.64	0.00	0.00	1.52	0.10	33.07
Vanguard Target Retirement 2050 Inv	88.47	52.85	35.62	9.81	0.00	0.00	1.61	0.10	33.08
Vanguard Target Retirement 2055 Inv	88.32	52.70	35.62	9.81	0.00	0.00	1.76	0.10	33.04
Vanguard Target Retirement 2060 Inv	88.23	52.39	35.84	9.81	0.00	0.00	1.85	0.10	33.03
Vanguard Target Retirement 2065 Inv	88.69	52.80	35.89	9.82	0.00	0.00	1.39	0.10	—
Vanguard Target Retirement Income Inv	29.88	17.59	12.29	67.31	21.76	0.00	2.48	0.31	33.08