

LE BERNARDIN INC 401K PLAN

Screens Summary (Data as of 12-31-2020)

Fund Removed from Approved List











































Fund on Watch List

Name	Ticker	Asset Class	Trailing Performance and Risk				Management			Style		Expense				
			1 Yr	3 Yr	5 Yr	10 Yr	Pass/ Fail	Std Dev 3 Yr %	Beta 3 Yr %	Tenure	Pass/ Fail	Style Box	Pass/ Fail	Exp Ratio	Pass/ Fail	
US Stock																
DFA US Core Equity 1 I	DFEOX	Large Blend	16.42	11.80	14.16	12.87		20.98	1.11	8.85				0.17		
<i>percentile rank</i>			51	58	43	44										
<i># of funds in category</i>			1,369	1,237	1,078	817										
Vanguard 500 Index Admiral	VFIAX	Large Blend Index	18.37	14.14	15.18	13.85		18.80	1.00	4.68				0.04		
<i>percentile rank</i>			38	24	20	12										
<i># of funds in category</i>			1,369	1,237	1,078	817										
American Funds Growth Fund of Amer R6	RGAGX	Large Growth	38.28	20.07	18.97	15.66		19.72	0.97	27.18				0.30		
<i>percentile rank</i>			35	53	40	40										
<i># of funds in category</i>			1,291	1,204	1,081	796										
DFA US Large Cap Value I	DFLVX	Large Value	-0.61	3.28	9.28	10.63		22.94	1.15	8.85				0.26		
<i>percentile rank</i>			76	80	55	28										
<i># of funds in category</i>			1,202	1,130	1,000	717										
Vanguard Mid-Cap Growth Index Admiral	VMGMX	Mid-Cap Growth	34.48	19.33	17.18	—		21.29	0.97	7.86				0.07		
<i>percentile rank</i>			44	49	53	—										
<i># of funds in category</i>			604	564	504	383										
Vanguard Mid-Cap Value Index Admiral	VMVAX	Mid-Cap Value	2.54	4.75	9.17	—		22.68	0.98	14.38				0.07		
<i>percentile rank</i>			55	39	43	—										
<i># of funds in category</i>			415	396	349	247										
State St Russell Sm Cap® Gr Indx NL Cl C		Small Growth	34.14	15.99	16.20	13.37		25.45	1.00	11.33				0.05		
<i>percentile rank</i>			56	60	62	57										
<i># of funds in category</i>			616	576	505	383										
State St Russell Sm Cp® Val Indx NL Cl C		Small Value	5.09	3.85	9.71	8.67		26.29	0.99	11.33				0.05		
<i>percentile rank</i>			36	25	21	32										
<i># of funds in category</i>			416	386	358	259										
Non-US Stock																
Vanguard Emerging Mkts Stock Idx Adm	VEMAX	Diversified Emerging Mkts	15.24	5.80	11.70	3.12		19.68	0.98	12.35				0.14		
<i>percentile rank</i>			58	44	51	56										
<i># of funds in category</i>			797	697	597	279										
Vanguard Developed Markets Index Admiral	VTMGX	Foreign Large Blend Index	10.26	4.81	8.31	5.92		18.86	1.02	7.86				0.07		
<i>percentile rank</i>			40	41	34	27										
<i># of funds in category</i>			780	674	584	383										
MFS Instl International Equity	MIEIX	Foreign Large Growth	11.10	8.42	10.35	7.50		17.18	0.92	11.26				0.70		
<i>percentile rank</i>			32	4	6	5										
<i># of funds in category</i>			780	674	584	383										
DFA International Value I	DFIVX	Foreign Large Value	-2.14	-2.25	5.01	2.88		23.30	1.25	10.85				0.39		
<i>percentile rank</i>			73	90	58	75										
<i># of funds in category</i>			353	323	281	184										
Vanguard Total World Stock Index Admiral	VTWAX	World Stock	16.69	—	—	—		—	—	—	7.86				0.10	
<i>percentile rank</i>			40	—	—	—										
<i># of funds in category</i>			869	762	636	390										

LE BERNARDIN INC 401K PLAN

Screens Summary (Data as of 12-31-2020)

 Fund Removed from Approved List
  Fund on Watch List

Name	Ticker	Asset Class	Trailing Performance and Risk				Management			Style		Expense			
			1 Yr	3 Yr	5 Yr	10 Yr	Pass/ Fail	Std Dev 3 Yr %	Beta 3 Yr %	Tenure	Pass/ Fail	Style Box	Pass/ Fail	Exp Ratio	Pass/ Fail
Alternative															
PIMCO Commodity Real Ret Strat Instl <i>percentile rank</i> <i># of funds in category</i>	PCRIX	Commodities Broad Basket	0.82 31 124	-0.81 24 106	2.80 24 95	-5.31 29 55		17.63	1.22	6.00		—	—	1.33	
Vanguard Real Estate Index Admiral <i>percentile rank</i> <i># of funds in category</i>	VGSLX	Real Estate	-4.65 44 248	4.96 41 225	5.65 38 199	8.68 31 144		18.90	0.94	24.65		—		0.12	
Fixed Income															
Loomis Sayles Core Plus Bond N <i>percentile rank</i> <i># of funds in category</i>	NERNX	Core Plus Bond	10.71 11 602	6.30 13 543	6.36 5 464	— — 343		3.73	0.98	24.02		—	—	0.39	
Vanguard High-Yield Corporate Adm <i>percentile rank</i> <i># of funds in category</i>	VWEAX	High Yield Bond	5.39 47 678	5.86 19 629	7.18 43 556	6.50 10 352		8.41	0.87	12.89		—	—	0.13	
Vanguard Inflation-Protected Secs Adm <i>percentile rank</i> <i># of funds in category</i>	VAIPX	Inflation- Protected Bond	10.96 32 207	5.77 36 197	4.96 33 173	3.69 22 117		3.67	0.94	9.38		—	—	0.10	
Vanguard Total Bond Market Index Adm <i>percentile rank</i> <i># of funds in category</i>	VBTLX	Intermediate- Term Bond	7.72 45 416	5.39 32 381	4.46 38 331	3.80 47 253		3.50	1.02	7.86			—	0.05	
Federated Hermes Govt Ultrashort R6 <i>percentile rank</i> <i># of funds in category</i>	FGULX	Ultrashort Bond	1.39 53 212	1.82 66 172	— — 134	— — 67		0.48	0.05	23.49		—	—	0.24	
PIMCO International Bond (USD-Hdg) Instl <i>percentile rank</i> <i># of funds in category</i>	PFORX	World Bond	6.15 50 108	5.36 34 94	5.32 18 62	5.65 1 38		3.28	0.56	6.27		—	—	0.60	
Target Date															
Vanguard Target Retirement 2015 Inv <i>percentile rank</i> <i># of funds in category</i>	VTXVX	Target Date	10.32 75 118	7.11 63 97	7.78 70 74	7.04 45 44		7.44	0.84	7.86		—		0.13	
Vanguard Target Retirement 2020 Inv <i>percentile rank</i> <i># of funds in category</i>	VTWNX	Target Date	12.04 46 178	8.07 29 157	9.02 27 118	7.93 15 72		9.85	1.00	7.86		—		0.13	
Vanguard Target Retirement 2025 Inv <i>percentile rank</i> <i># of funds in category</i>	VTTVX	Target Date	13.30 40 214	8.73 27 187	9.88 27 151	8.54 13 87		11.60	1.04	7.86		—		0.13	
Vanguard Target Retirement 2030 Inv <i>percentile rank</i> <i># of funds in category</i>	VTHRX	Target Date	14.10 38 224	9.16 29 197	10.51 33 158	9.04 18 89		12.98	1.00	7.86		—		0.14	

LE BERNARDIN INC 401K PLAN

Screens Summary (Data as of 12-31-2020)

Fund Removed from Approved List

Fund on Watch List

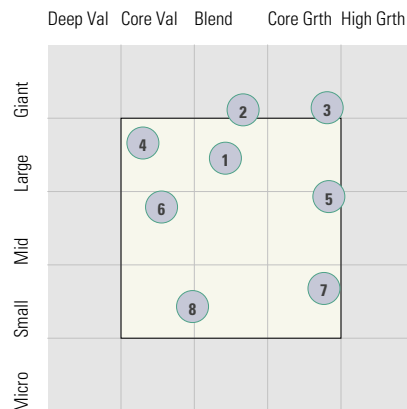
Name	Ticker	Asset Class	Trailing Performance and Risk				Management			Style		Expense			
			1 Yr	3 Yr	5 Yr	10 Yr	Pass/ Fail	Std Dev 3 Yr %	Beta 3 Yr %	Tenure	Pass/ Fail	Style Box	Pass/ Fail	Exp Ratio	Pass/ Fail
Vanguard Target Retirement 2035 Inv	VTTHX	Target Date	14.79	9.50	11.11	9.51		14.36	0.96	7.86		—		0.14	
<i>percentile rank</i>			43	37	34	17									
<i># of funds in category</i>			207	184	148	84									
Vanguard Target Retirement 2040 Inv	VFORX	Target Date	15.47	9.85	11.71	9.90		15.74	0.95	7.86		—		0.14	
<i>percentile rank</i>			40	36	30	18									
<i># of funds in category</i>			218	197	158	89									
Vanguard Target Retirement 2045 Inv	VTIVX	Target Date	16.30	10.20	12.09	10.09		16.98	0.97	7.86		—		0.15	
<i>percentile rank</i>			36	32	28	17									
<i># of funds in category</i>			207	184	148	83									
Vanguard Target Retirement 2050 Inv	VFIFX	Target Date	16.39	10.24	12.10	10.09		16.99	0.96	7.86		—		0.15	
<i>percentile rank</i>			37	35	30	24									
<i># of funds in category</i>			217	196	157	78									
Vanguard Target Retirement 2055 Inv	VFFVX	Target Date	16.32	10.22	12.09	10.10		16.98	0.95	7.86		—		0.15	
<i>percentile rank</i>			41	36	36	24									
<i># of funds in category</i>			207	184	145	44									
Vanguard Target Retirement 2060 Inv	VTTSX	Target Date	16.32	10.22	12.08	—		16.97	0.95	7.86		—		0.15	
<i>percentile rank</i>			42	40	46	—									
<i># of funds in category</i>			257	181	93	—									
Vanguard Target Retirement 2065 Inv	VLXVX	Target Date	16.17	10.15	—	—		16.99	0.95	3.47		—		0.15	
<i>percentile rank</i>			47	43	—	—									
<i># of funds in category</i>			257	181	93	—									
Vanguard Target Retirement Income Inv	VTINX	Target Date	10.02	6.86	6.86	5.88		6.22	0.84	7.86		—		0.12	
<i>percentile rank</i>			36	25	35	20									
<i># of funds in category</i>			168	148	126	84									
Balanced															
Vanguard LifeStrategy Cnsvr Gr Inv	VSCGX	Target Risk	11.51	7.78	8.03	6.65		7.92	1.01	26.27		—		0.12	
<i>percentile rank</i>			27	17	17	25									
<i># of funds in category</i>			549	524	462	280									
Vanguard LifeStrategy Growth Inv	VASGX	Target Risk	15.45	9.79	11.32	9.38		15.14	1.03	26.27		—		0.14	
<i>percentile rank</i>			27	23	18	20									
<i># of funds in category</i>			325	308	279	188									
Vanguard LifeStrategy Income Inv	VASIX	Target Risk	9.13	6.56	6.24	5.17		4.74	0.96	26.27		—		0.11	
<i>percentile rank</i>			27	14	30	34									
<i># of funds in category</i>			177	166	149	93									
Vanguard LifeStrategy Moderate Gr Inv	VSMGX	Target Risk	13.59	8.84	9.71	8.11		11.49	0.99	26.27		—		0.13	
<i>percentile rank</i>			36	36	36	45									
<i># of funds in category</i>			673	636	576	414									

LE BERNARDIN INC 401K PLAN

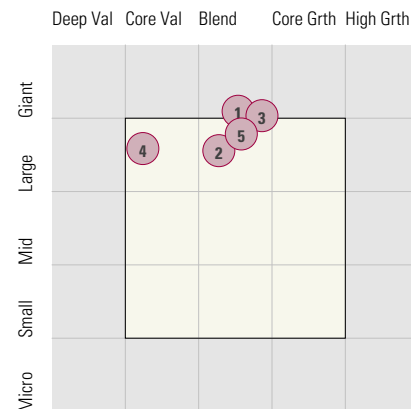
Style Analysis (Data as of 12-31-2020)

Style Analysis

Morningstar Style Box US Stock



Morningstar Style Box Non-US Stock



US Stock Funds

	Category	Super Sectors %			Asset Allocation %			Avg Mkt Cap M\$
		Cyclical	Defensive	Sensitive	Cash	US Stock	Foreign	
1	DFA US Core Equity 1 I	32.05	22.01	45.94	1.05	97.70	1.25	23.70
2	Vanguard 500 Index Admiral	28.52	27.38	44.10	0.70	98.04	1.26	71.43
3	American Funds Growth Fund of Amer R6	27.07	21.94	51.00	7.92	81.05	10.37	50.19
4	DFA US Large Cap Value I	34.07	20.55	45.37	0.57	97.64	1.79	53.28
5	Vanguard Mid-Cap Growth Index Admiral	30.52	19.89	49.61	0.78	98.00	1.22	11.59
6	Vanguard Mid-Cap Value Index Admiral	47.47	25.59	26.94	0.12	96.26	3.62	9.97
7	State St Russell Sm Cap® Gr Indx NL Cl C	20.81	40.35	38.85	0.60	98.69	0.71	1.57
8	State St Russell Sm Cp® Val Indx NL Cl C	51.87	17.76	30.36	0.95	98.00	1.05	1.32

Non-US Stock Funds

	Category	Super Sectors %			Regional Exposure %			Market Maturity %		
		Cyclical	Defensive	Sensitive	Americas	Greater Asia	Greater Europe	Developed	EM%	Avg Mkt Cap M\$
1	Vanguard Emerging Mkts Stock Idx Adm	47.65	13.58	38.76	9.29	76.58	14.14	19.77	80.23	18.95
2	Vanguard Developed Markets Index Admiral	37.18	27.61	35.23	9.09	37.90	53.02	99.07	0.93	30.79
3	MFS Instl International Equity	28.51	37.69	33.80	7.59	25.12	67.29	95.63	4.37	36.95
4	DFA International Value I	61.05	10.45	28.50	9.75	33.12	57.13	99.70	0.30	28.46
5	Vanguard Total World Stock Index Admiral	34.30	25.54	40.17	59.16	20.82	20.02	91.17	8.83	—

Fixed Income Funds

	Category	Super Sectors %				Avg Eff Duration	Credit Quality %		
		US Govt Debt	Mtg	US Credit	Non US		Inv Grade	Below Inv Grade	NR/NA
1	Loomis Sayles Core Plus Bond N	27.83	29.10	28.79	0.00	6.75	94.69	5.03	0.28
2	Vanguard High-Yield Corporate Adm	2.85	0.00	90.05	0.00	3.03	8.93	88.95	2.12
3	Vanguard Inflation-Protected Secs Adm	99.97	0.00	0.00	0.00	7.26	100.00	0.00	0.00
4	Vanguard Total Bond Market Index Adm	48.34	22.95	26.24	0.00	6.22	100.00	0.00	0.00
5	Federated Hermes Govt Ultrashort R6	15.26	56.99	0.00	0.00	0.38	100.00	0.00	0.00
6	PIMCO International Bond (USD-Hdg) Instl	34.33	8.25	8.29	0.00	7.96	93.00	7.00	0.00

LE BERNARDIN INC 401K PLAN

Target Date Analysis (Data as of 12-31-2020)

Target Date Allocation

● Stocks ● Cash ● Bonds ● Other



Target Date Portfolio Data

Asset Allocation %

	Total Stock	US Stock	Non-US Stock	Total Bond	Infl Prot Bond	HY Bond	Cash	Other	Avg Mkt Cap \$M
Vanguard Target Retirement 2015 Inv	35.67	21.27	14.40	61.69	19.64	0.00	2.33	0.30	33.06
Vanguard Target Retirement 2020 Inv	49.63	29.54	20.09	48.14	13.71	0.00	1.97	0.27	33.09
Vanguard Target Retirement 2025 Inv	59.48	35.39	24.09	38.75	0.02	0.00	1.51	0.25	33.17
Vanguard Target Retirement 2030 Inv	66.87	39.79	27.08	31.41	0.00	0.00	1.51	0.22	33.19
Vanguard Target Retirement 2035 Inv	74.26	44.20	30.06	24.05	0.00	0.00	1.52	0.18	33.13
Vanguard Target Retirement 2040 Inv	81.62	48.77	32.85	16.68	0.00	0.00	1.55	0.14	33.06
Vanguard Target Retirement 2045 Inv	88.73	53.06	35.67	9.64	0.00	0.00	1.52	0.10	33.07
Vanguard Target Retirement 2050 Inv	88.47	52.85	35.62	9.81	0.00	0.00	1.61	0.10	33.08
Vanguard Target Retirement 2055 Inv	88.32	52.70	35.62	9.81	0.00	0.00	1.76	0.10	33.04
Vanguard Target Retirement 2060 Inv	88.23	52.39	35.84	9.81	0.00	0.00	1.85	0.10	33.03
Vanguard Target Retirement 2065 Inv	88.69	52.80	35.89	9.82	0.00	0.00	1.39	0.10	—
Vanguard Target Retirement Income Inv	29.88	17.59	12.29	67.31	21.76	0.00	2.48	0.31	33.08