

LE BERNARDIN INC 401K PLAN

Screens Summary (Data as of 12-31-2020)











































⊖ Fund Removed from Approved List ⚠ Fund on Watch List

Name	Ticker	Asset Class	Trailing Performance and Risk				Management			Style		Expense				
			1 Yr	3 Yr	5 Yr	10 Yr	Pass/ Fail	Std Dev 3 Yr %	Beta 3 Yr %	Tenure	Pass/ Fail	Style Box	Pass/ Fail	Exp Ratio	Pass/ Fail	
US Stock																
DFA US Core Equity 1 I <i>percentile rank</i> <i># of funds in category</i>	DFEOX	Large Blend	16.42 51 1,369	11.80 58 1,237	14.16 43 1,078	12.87 44 817	✔	20.98	1.11	8.85	✔	☒	✔	0.17	✔	
Vanguard 500 Index Admiral <i>percentile rank</i> <i># of funds in category</i>	VFIAX	Large Blend Index	18.37 38 1,369	14.14 24 1,237	15.18 20 1,078	13.85 12 817	✔	18.80	1.00	4.68	✔	☒	✔	0.04	✔	
American Funds Growth Fund of Amer R6 <i>percentile rank</i> <i># of funds in category</i>	RGAGX	Large Growth	38.28 35 1,291	20.07 53 1,204	18.97 40 1,081	15.66 40 796	✔	19.72	0.97	27.18	✔	☒	✔	0.30	✔	
DFA US Large Cap Value I <i>percentile rank</i> <i># of funds in category</i>	DFLVX	Large Value	-0.61 76 1,202	3.28 80 1,130	9.28 55 1,000	10.63 28 717	✔	22.94	1.15	8.85	✔	☒	✔	0.26	✔	
Vanguard Mid-Cap Growth Index Admiral <i>percentile rank</i> <i># of funds in category</i>	VMGMX	Mid-Cap Growth	34.48 44 604	19.33 49 564	17.18 53 504	- - 383	✔	21.29	0.97	7.86	✔	☒	✔	0.07	✔	
Vanguard Mid-Cap Value Index Admiral <i>percentile rank</i> <i># of funds in category</i>	VMVAX	Mid-Cap Value	2.54 55 415	4.75 39 396	9.17 43 349	- - 247	✔	22.68	0.98	14.38	✔	☒	✔	0.07	✔	
State St Russell Sm Cap® Gr Indx NL Cl C <i>percentile rank</i> <i># of funds in category</i>		Small Growth	34.14 56 616	15.99 60 576	16.20 62 505	13.37 57 383	✔	25.45	1.00	11.33	✔	☒	✔	0.05	✔	
State St Russell Sm Cp® Val Indx NL Cl C <i>percentile rank</i> <i># of funds in category</i>		Small Value	5.09 36 416	3.85 25 386	9.71 21 358	8.67 32 259	✔	26.29	0.99	11.33	✔	☒	✔	0.05	✔	
Non-US Stock																
Vanguard Emerging Mkts Stock Idx Adm <i>percentile rank</i> <i># of funds in category</i>	VEMAX	Diversified Emerging Mkts	15.24 58 797	5.80 44 697	11.70 51 597	3.12 56 279	✔	19.68	0.98	12.35	✔	☒	✔	0.14	✔	
Vanguard Developed Markets Index Admiral <i>percentile rank</i> <i># of funds in category</i>	VTMGX	Foreign Large Blend Index	10.26 40 780	4.81 41 674	8.31 34 584	5.92 27 383	✔	18.86	1.02	7.86	✔	☒	✔	0.07	✔	
MFS Instl International Equity <i>percentile rank</i> <i># of funds in category</i>	MIEIX	Foreign Large Growth	11.10 32 780	8.42 4 674	10.35 6 584	7.50 5 383	✔	17.18	0.92	11.26	✔	☒	✖	0.70	✔	
DFA International Value I <i>percentile rank</i> <i># of funds in category</i>	DFIVX	Foreign Large Value	-2.14 73 353	-2.25 90 323	5.01 58 281	2.88 75 184	✔	23.30	1.25	10.85	✔	☒	✔	0.39	✔	
Vanguard Total World Stock Index Admiral <i>percentile rank</i> <i># of funds in category</i>	VTWAX	World Stock	16.69 40 869	- - 762	- - 636	- - 390	—	-	-	7.86	✔	☒	✔	0.10	✔	

LE BERNARDIN INC 401K PLAN

Screens Summary (Data as of 12-31-2020)

 Fund Removed from Approved List
  Fund on Watch List

Name	Ticker	Asset Class	Trailing Performance and Risk				Management			Style		Expense			
			1 Yr	3 Yr	5 Yr	10 Yr	Pass/ Fail	Std Dev 3 Yr %	Beta 3 Yr %	Tenure	Pass/ Fail	Style Box	Pass/ Fail	Exp Ratio	Pass/ Fail
Alternative															
PIMCO Commodity Real Ret Strat Instl <i>percentile rank</i> <i># of funds in category</i>	PCRIX	Commodities Broad Basket	0.82 31 124	-0.81 24 106	2.80 24 95	-5.31 29 55		17.63	1.22	6.00		—	—	1.33	
Vanguard Real Estate Index Admiral <i>percentile rank</i> <i># of funds in category</i>	VGSLX	Real Estate	-4.65 44 248	4.96 41 225	5.65 38 199	8.68 31 144		18.90	0.94	24.65		—		0.12	
Fixed Income															
Loomis Sayles Core Plus Bond N <i>percentile rank</i> <i># of funds in category</i>	NERNX	Core Plus Bond	10.71 11 602	6.30 13 543	6.36 5 464	— — 343		3.73	0.98	24.02		—	—	0.39	
Vanguard High-Yield Corporate Adm <i>percentile rank</i> <i># of funds in category</i>	VWEAX	High Yield Bond	5.39 47 678	5.86 19 629	7.18 43 556	6.50 10 352		8.41	0.87	12.89		—	—	0.13	
Vanguard Inflation-Protected Secs Adm <i>percentile rank</i> <i># of funds in category</i>	VAIPX	Inflation- Protected Bond	10.96 32 207	5.77 36 197	4.96 33 173	3.69 22 117		3.67	0.94	9.38		—	—	0.10	
Vanguard Total Bond Market Index Adm <i>percentile rank</i> <i># of funds in category</i>	VBTLX	Intermediate- Term Bond	7.72 45 416	5.39 32 381	4.46 38 331	3.80 47 253		3.50	1.02	7.86			—	0.05	
Federated Hermes Govt Ultrashort R6 <i>percentile rank</i> <i># of funds in category</i>	FGULX	Ultrashort Bond	1.39 53 212	1.82 66 172	— — 134	— — 67		0.48	0.05	23.49		—	—	0.24	
PIMCO International Bond (USD-Hdg) Instl <i>percentile rank</i> <i># of funds in category</i>	PFORX	World Bond	6.15 50 108	5.36 34 94	5.32 18 62	5.65 1 38		3.28	0.56	6.27		—	—	0.60	
Target Date															
Vanguard Target Retirement 2015 Inv <i>percentile rank</i> <i># of funds in category</i>	VTXVX	Target Date	10.32 75 118	7.11 63 97	7.78 70 74	7.04 45 44		7.44	0.84	7.86		—		0.13	
Vanguard Target Retirement 2020 Inv <i>percentile rank</i> <i># of funds in category</i>	VTWNX	Target Date	12.04 46 178	8.07 29 157	9.02 27 118	7.93 15 72		9.85	1.00	7.86		—		0.13	
Vanguard Target Retirement 2025 Inv <i>percentile rank</i> <i># of funds in category</i>	VTTVX	Target Date	13.30 40 214	8.73 27 187	9.88 27 151	8.54 13 87		11.60	1.04	7.86		—		0.13	
Vanguard Target Retirement 2030 Inv <i>percentile rank</i> <i># of funds in category</i>	VTHRX	Target Date	14.10 38 224	9.16 29 197	10.51 33 158	9.04 18 89		12.98	1.00	7.86		—		0.14	

LE BERNARDIN INC 401K PLAN

Screens Summary (Data as of 12-31-2020)

 Fund Removed from Approved List
  Fund on Watch List

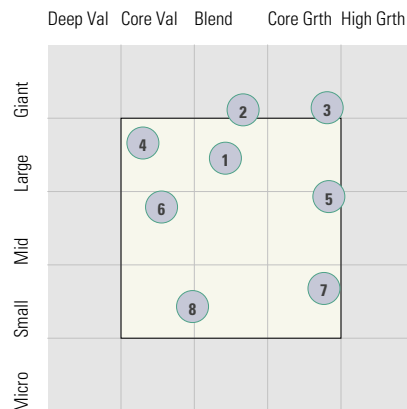
Name	Ticker	Asset Class	Trailing Performance and Risk				Management			Style		Expense			
			1 Yr	3 Yr	5 Yr	10 Yr	Pass/ Fail	Std Dev 3 Yr %	Beta 3 Yr %	Tenure	Pass/ Fail	Style Box	Pass/ Fail	Exp Ratio	Pass/ Fail
Vanguard Target Retirement 2035 Inv	VTTHX	Target Date	14.79	9.50	11.11	9.51		14.36	0.96	7.86		—		0.14	
<i>percentile rank</i>			43	37	34	17									
<i># of funds in category</i>			207	184	148	84									
Vanguard Target Retirement 2040 Inv	VFORX	Target Date	15.47	9.85	11.71	9.90		15.74	0.95	7.86		—		0.14	
<i>percentile rank</i>			40	36	30	18									
<i># of funds in category</i>			218	197	158	89									
Vanguard Target Retirement 2045 Inv	VTIVX	Target Date	16.30	10.20	12.09	10.09		16.98	0.97	7.86		—		0.15	
<i>percentile rank</i>			36	32	28	17									
<i># of funds in category</i>			207	184	148	83									
Vanguard Target Retirement 2050 Inv	VFIFX	Target Date	16.39	10.24	12.10	10.09		16.99	0.96	7.86		—		0.15	
<i>percentile rank</i>			37	35	30	24									
<i># of funds in category</i>			217	196	157	78									
Vanguard Target Retirement 2055 Inv	VFFVX	Target Date	16.32	10.22	12.09	10.10		16.98	0.95	7.86		—		0.15	
<i>percentile rank</i>			41	36	36	24									
<i># of funds in category</i>			207	184	145	44									
Vanguard Target Retirement 2060 Inv	VTTSX	Target Date	16.32	10.22	12.08	—		16.97	0.95	7.86		—		0.15	
<i>percentile rank</i>			42	40	46	—									
<i># of funds in category</i>			257	181	93	—									
Vanguard Target Retirement 2065 Inv	VLXVX	Target Date	16.17	10.15	—	—		16.99	0.95	3.47		—		0.15	
<i>percentile rank</i>			47	43	—	—									
<i># of funds in category</i>			257	181	93	—									
Vanguard Target Retirement Income Inv	VTINX	Target Date	10.02	6.86	6.86	5.88		6.22	0.84	7.86		—		0.12	
<i>percentile rank</i>			36	25	35	20									
<i># of funds in category</i>			168	148	126	84									
Balanced															
Vanguard LifeStrategy Cnsvr Gr Inv	VSCGX	Target Risk	11.51	7.78	8.03	6.65		7.92	1.01	26.27		—		0.12	
<i>percentile rank</i>			27	17	17	25									
<i># of funds in category</i>			549	524	462	280									
Vanguard LifeStrategy Growth Inv	VASGX	Target Risk	15.45	9.79	11.32	9.38		15.14	1.03	26.27		—		0.14	
<i>percentile rank</i>			27	23	18	20									
<i># of funds in category</i>			325	308	279	188									
Vanguard LifeStrategy Income Inv	VASIX	Target Risk	9.13	6.56	6.24	5.17		4.74	0.96	26.27		—		0.11	
<i>percentile rank</i>			27	14	30	34									
<i># of funds in category</i>			177	166	149	93									
Vanguard LifeStrategy Moderate Gr Inv	VSMGX	Target Risk	13.59	8.84	9.71	8.11		11.49	0.99	26.27		—		0.13	
<i>percentile rank</i>			36	36	36	45									
<i># of funds in category</i>			673	636	576	414									

LE BERNARDIN INC 401K PLAN

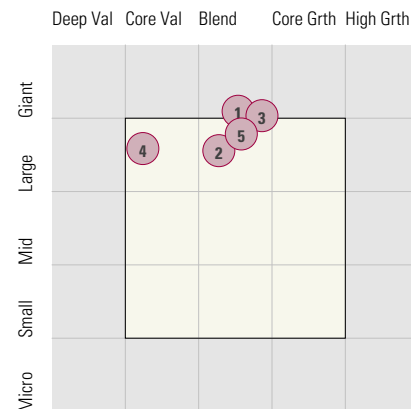
Style Analysis (Data as of 12-31-2020)

Style Analysis

Morningstar Style Box US Stock



Morningstar Style Box Non-US Stock



US Stock Funds

Fund	Category	Super Sectors %			Asset Allocation %			Avg Mkt Cap M\$
		Cyclical	Defensive	Sensitive	Cash	US Stock	Foreign	
1 DFA US Core Equity 1 I	Large Blend	32.05	22.01	45.94	1.05	97.70	1.25	23.70
2 Vanguard 500 Index Admiral	Large Blend Index	28.52	27.38	44.10	0.70	98.04	1.26	71.43
3 American Funds Growth Fund of Amer R6	Large Growth	27.07	21.94	51.00	7.92	81.05	10.37	50.19
4 DFA US Large Cap Value I	Large Value	34.07	20.55	45.37	0.57	97.64	1.79	53.28
5 Vanguard Mid-Cap Growth Index Admiral	Mid-Cap Growth	30.52	19.89	49.61	0.78	98.00	1.22	11.59
6 Vanguard Mid-Cap Value Index Admiral	Mid-Cap Value	47.47	25.59	26.94	0.12	96.26	3.62	9.97
7 State St Russell Sm Cap® Gr Indx NL Cl C	Small Growth	20.81	40.35	38.85	0.60	98.69	0.71	1.57
8 State St Russell Sm Cp® Val Indx NL Cl C	Small Value	51.87	17.76	30.36	0.95	98.00	1.05	1.32

Non-US Stock Funds

Fund	Category	Super Sectors %			Regional Exposure %			Market Maturity %		
		Cyclical	Defensive	Sensitive	Americas	Greater Asia	Greater Europe	Developed	EM%	Avg Mkt Cap M\$
1 Vanguard Emerging Mkts Stock Idx Adm	Diversified Emerging Mkts	47.65	13.58	38.76	9.29	76.58	14.14	19.77	80.23	18.95
2 Vanguard Developed Markets Index Admiral	Foreign Large Blend Index	37.18	27.61	35.23	9.09	37.90	53.02	99.07	0.93	30.79
3 MFS Instl International Equity	Foreign Large Growth	28.51	37.69	33.80	7.59	25.12	67.29	95.63	4.37	36.95
4 DFA International Value I	Foreign Large Value	61.05	10.45	28.50	9.75	33.12	57.13	99.70	0.30	28.46
5 Vanguard Total World Stock Index Admiral	World Stock	34.30	25.54	40.17	59.16	20.82	20.02	91.17	8.83	—

Fixed Income Funds

Fund	Category	Super Sectors %				Other Stats	Credit Quality %		
		US Govt Debt	Mtg	US Credit	Non US		Avg Eff Duration	Inv Grade	Below Inv Grade
1 Loomis Sayles Core Plus Bond N	Core Plus Bond	27.83	29.10	28.79	0.00	6.75	94.69	5.03	0.28
2 Vanguard High-Yield Corporate Adm	High Yield Bond	2.85	0.00	90.05	0.00	3.03	8.93	88.95	2.12
3 Vanguard Inflation-Protected Secs Adm	Inflation-Protected Bond	99.97	0.00	0.00	0.00	7.26	100.00	0.00	0.00
4 Vanguard Total Bond Market Index Adm	Intermediate-Term Bond	48.34	22.95	26.24	0.00	6.22	100.00	0.00	0.00
5 Federated Hermes Govt Ultrashort R6	Ultrashort Bond	15.26	56.99	0.00	0.00	0.38	100.00	0.00	0.00
6 PIMCO International Bond (USD-Hdg) Instl	World Bond	34.33	8.25	8.29	0.00	7.96	93.00	7.00	0.00

LE BERNARDIN INC 401K PLAN

Target Date Analysis (Data as of 12-31-2020)

Target Date Allocation

● Stocks ● Cash ● Bonds ● Other



Target Date Portfolio Data

Asset Allocation %

	Total Stock	US Stock	Non-US Stock	Total Bond	Infl Prot Bond	HY Bond	Cash	Other	Avg Mkt Cap \$M
Vanguard Target Retirement 2015 Inv	35.67	21.27	14.40	61.69	19.64	0.00	2.33	0.30	33.06
Vanguard Target Retirement 2020 Inv	49.63	29.54	20.09	48.14	13.71	0.00	1.97	0.27	33.09
Vanguard Target Retirement 2025 Inv	59.48	35.39	24.09	38.75	0.02	0.00	1.51	0.25	33.17
Vanguard Target Retirement 2030 Inv	66.87	39.79	27.08	31.41	0.00	0.00	1.51	0.22	33.19
Vanguard Target Retirement 2035 Inv	74.26	44.20	30.06	24.05	0.00	0.00	1.52	0.18	33.13
Vanguard Target Retirement 2040 Inv	81.62	48.77	32.85	16.68	0.00	0.00	1.55	0.14	33.06
Vanguard Target Retirement 2045 Inv	88.73	53.06	35.67	9.64	0.00	0.00	1.52	0.10	33.07
Vanguard Target Retirement 2050 Inv	88.47	52.85	35.62	9.81	0.00	0.00	1.61	0.10	33.08
Vanguard Target Retirement 2055 Inv	88.32	52.70	35.62	9.81	0.00	0.00	1.76	0.10	33.04
Vanguard Target Retirement 2060 Inv	88.23	52.39	35.84	9.81	0.00	0.00	1.85	0.10	33.03
Vanguard Target Retirement 2065 Inv	88.69	52.80	35.89	9.82	0.00	0.00	1.39	0.10	—
Vanguard Target Retirement Income Inv	29.88	17.59	12.29	67.31	21.76	0.00	2.48	0.31	33.08