

LAMBERTS LANDSCAPING 401K PLAN

Screens Summary (Data as of 12-31-2020)

Fund Removed from Approved List

Fund on Watch List

Name	Ticker	Asset Class	Trailing Performance and Risk				Management			Style		Expense				
			1 Yr	3 Yr	5 Yr	10 Yr	Pass/ Fail	Std Dev 3 Yr %	Beta 3 Yr %	Tenure	Pass/ Fail	Style Box	Pass/ Fail	Exp Ratio	Pass/ Fail	
US Stock																
Vanguard 500 Index Admiral	VFIAX	Large Blend Index	18.37	14.14	15.18	13.85		18.80	1.00	4.68				0.04		
<i>percentile rank</i>			38	24	20	12										
<i># of funds in category</i>			1,369	1,237	1,078	817										
American Funds Growth Fund of Amer R6	RGAGX	Large Growth	38.28	20.07	18.97	15.66		19.72	0.97	27.18				0.30		
<i>percentile rank</i>			35	53	40	40										
<i># of funds in category</i>			1,291	1,204	1,081	796										
Invesco Diversified Dividend R6	LCEFX	Large Value	0.55	5.33	7.82	—		16.44	0.81	18.01				0.42		
<i>percentile rank</i>			68	57	80	—										
<i># of funds in category</i>			1,202	1,130	1,000	717										
Vanguard Mid-Cap Growth Index Admiral	VMGMX	Mid-Cap Growth	34.48	19.33	17.18	—		21.29	0.97	7.86				0.07		
<i>percentile rank</i>			44	49	53	—										
<i># of funds in category</i>			604	564	504	383										
PGIM Jennison Small Company R6	PJSQX	Small Growth	27.72	12.72	14.33	11.78		27.55	1.05	7.10				0.70		
<i>percentile rank</i>			70	75	74	78										
<i># of funds in category</i>			616	576	505	383										
Vanguard Small Cap Value Index Admiral	VSIAX	Small Value	5.85	4.48	9.73	—		25.82	0.97	4.68				0.07		
<i>percentile rank</i>			32	20	20	—										
<i># of funds in category</i>			416	386	358	259										
Non-US Stock																
JPMorgan Emerging Markets Equity R6	JEMWX	Diversified Emerging Mkts	35.00	14.53	19.49	—		20.83	1.01	15.34				0.79		
<i>percentile rank</i>			8	4	2	—										
<i># of funds in category</i>			797	697	597	279										
American Funds Intl Gr and Inc R6	RIGGX	Foreign Large Blend	8.20	5.84	8.99	6.06		19.62	1.07	12.26				0.54		
<i>percentile rank</i>			55	19	20	21										
<i># of funds in category</i>			780	674	584	383										
Vanguard Developed Markets Index Admiral	VTMGX	Foreign Large Blend Index	10.26	4.81	8.31	5.92		18.86	1.02	7.86				0.07		
<i>percentile rank</i>			40	41	34	27										
<i># of funds in category</i>			780	674	584	383										
Alternative																
Vanguard Real Estate Index Admiral	VGSLX	Real Estate	-4.65	4.96	5.65	8.68		18.90	0.94	24.65		—		0.12		
<i>percentile rank</i>			44	41	38	31										
<i># of funds in category</i>			248	225	199	144										
Fixed Income																
Vanguard Inflation-Protected Secs Adm	VAIPX	Inflation-Protected Bond	10.96	5.77	4.96	3.69		3.67	0.94	9.38		—	—	0.10		
<i>percentile rank</i>			32	36	33	22										
<i># of funds in category</i>			207	197	173	117										

LAMBERTS LANDSCAPING 401K PLAN

Screens Summary (Data as of 12-31-2020)

⊖ Fund Removed from Approved List
 ! Fund on Watch List

Name	Ticker	Asset Class	Trailing Performance and Risk				Management			Style		Expense			
			1 Yr	3 Yr	5 Yr	10 Yr	Pass/ Fail	Std Dev 3 Yr %	Beta 3 Yr %	Tenure	Pass/ Fail	Style Box	Pass/ Fail	Exp Ratio	Pass/ Fail
Baird Aggregate Bond Inst	BAGIX	Intermediate-Term Bond	8.63	5.84	5.04	4.68	✔	3.81	1.07	20.27	✔	☒	—	0.30	✔
<i>percentile rank</i>			22	14	11	5									
<i># of funds in category</i>			416	381	331	253									
PIMCO Income Instl	PIMIX	Multisector Bond	5.80	4.76	6.30	7.36	✔	5.78	0.88	13.77	✔	—	—	1.09	✔
<i>percentile rank</i>			47	47	20	1									
<i># of funds in category</i>			340	299	262	138									
Federated Hermes Govt Ultrashort R6	FGULX	Ultrashort Bond	1.39	1.82	—	—	✔	0.48	0.05	23.49	✔	—	—	0.24	✔
<i>percentile rank</i>			53	66	—	—									
<i># of funds in category</i>			212	172	134	67									

Target Date															
BlackRock LifePath® Index 2025 K	LIBKX	Target Date	12.42	8.39	9.27	—	✔	10.49	0.94	9.59	✔	—	✔	0.09	✔
<i>percentile rank</i>			57	40	44	—									
<i># of funds in category</i>			214	187	151	87									
BlackRock LifePath® Index 2030 K	LINKX	Target Date	13.05	8.93	10.04	—	✔	12.49	0.97	9.59	✔	—	✔	0.09	✔
<i>percentile rank</i>			58	38	46	—									
<i># of funds in category</i>			224	197	158	89									
BlackRock LifePath® Index 2035 K	LIJXX	Target Date	13.72	9.44	10.81	—	✔	14.38	0.97	9.59	✔	—	✔	0.09	✔
<i>percentile rank</i>			63	39	45	—									
<i># of funds in category</i>			207	184	148	84									
BlackRock LifePath® Index 2040 K	LIKXX	Target Date	14.10	9.85	11.44	—	✔	16.14	0.98	9.59	✔	—	✔	0.09	✔
<i>percentile rank</i>			62	34	34	—									
<i># of funds in category</i>			218	197	158	89									
BlackRock LifePath® Index 2045 K	LIHXX	Target Date	14.64	10.21	11.91	—	✔	17.44	1.00	9.59	✔	—	✔	0.09	✔
<i>percentile rank</i>			63	28	33	—									
<i># of funds in category</i>			207	184	148	83									
BlackRock LifePath® Index 2050 K	LIPXX	Target Date	15.04	10.36	12.09	—	✔	18.03	1.02	9.59	✔	—	✔	0.09	✔
<i>percentile rank</i>			60	30	33	—									
<i># of funds in category</i>			217	196	157	78									
BlackRock LifePath® Index 2055 K	LIVXX	Target Date	15.02	10.38	12.11	—	✔	18.06	1.01	9.59	✔	—	✔	0.09	✔
<i>percentile rank</i>			62	29	33	—									
<i># of funds in category</i>			207	184	145	44									
BlackRock LifePath® Index 2060 K	LIZXX	Target Date	15.06	10.41	—	—	✔	18.09	1.01	4.84	✔	—	✔	0.09	✔
<i>percentile rank</i>			64	30	—	—									
<i># of funds in category</i>			257	181	93	—									
BlackRock LifePath® Index 2065 K	LIWXX	Target Date	15.47	—	—	—	—	—	—	1.17	✖	—	✔	0.09	✔
<i>percentile rank</i>			59	—	—	—									
<i># of funds in category</i>			257	181	93	—									
BlackRock LifePath® Index Retire K	LIRXX	Target Date	12.22	7.87	8.02	—	✔	8.06	1.10	9.59	✔	—	✔	0.09	✔
<i>percentile rank</i>			5	5	5	—									
<i># of funds in category</i>			168	148	126	84									

LAMBERTS LANDSCAPING 401K PLAN

Screens Summary (Data as of 12-31-2020)

⊖ Fund Removed from Approved List
 ! Fund on Watch List

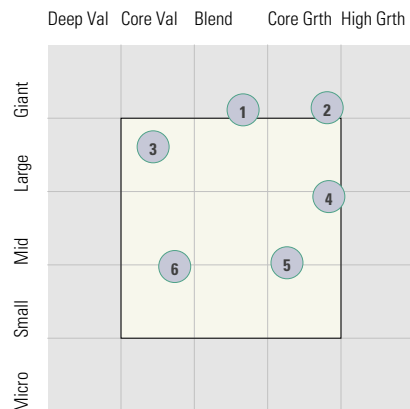
Name	Ticker	Asset Class	Trailing Performance and Risk				Management			Style		Expense			
			1 Yr	3 Yr	5 Yr	10 Yr	Pass/ Fail	Std Dev 3 Yr %	Beta 3 Yr %	Tenure	Pass/ Fail	Style Box	Pass/ Fail	Exp Ratio	Pass/ Fail
Balanced															
Vanguard LifeStrategy Cnsvr Gr Inv	VSCGX	Target Risk	11.51	7.78	8.03	6.65	✔	7.92	1.01	26.27	✔	—	✔	0.12	✔
<i>percentile rank</i>			27	17	17	25									
<i># of funds in category</i>			549	524	462	280									
Vanguard LifeStrategy Growth Inv	VASGX	Target Risk	15.45	9.79	11.32	9.38	✔	15.14	1.03	26.27	✔	—	✔	0.14	✔
<i>percentile rank</i>			27	23	18	20									
<i># of funds in category</i>			325	308	279	188									
Vanguard LifeStrategy Income Inv	VASIX	Target Risk	9.13	6.56	6.24	5.17	✔	4.74	0.96	26.27	✔	—	✔	0.11	✔
<i>percentile rank</i>			27	14	30	34									
<i># of funds in category</i>			177	166	149	93									
Vanguard LifeStrategy Moderate Gr Inv	VSMGX	Target Risk	13.59	8.84	9.71	8.11	✔	11.49	0.99	26.27	✔	—	✔	0.13	✔
<i>percentile rank</i>			36	36	36	45									
<i># of funds in category</i>			673	636	576	414									

LAMBERTS LANDSCAPING 401K PLAN

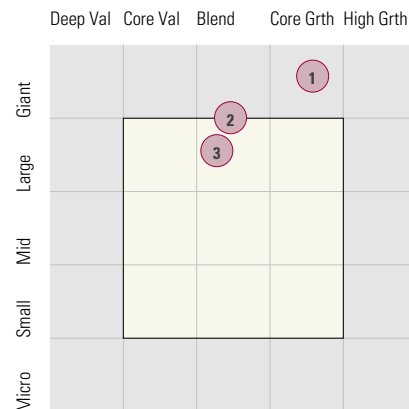
Style Analysis (Data as of 12-31-2020)

Style Analysis

Morningstar Style Box US Stock



Morningstar Style Box Non-US Stock



US Stock Funds

Fund	Category	Super Sectors %			Asset Allocation %			Avg Mkt Cap M\$
		Cyclical	Defensive	Sensitive	Cash	US Stock	Foreign	
1 Vanguard 500 Index Admiral	Large Blend Index	28.52	27.38	44.10	0.70	98.04	1.26	71.43
2 American Funds Growth Fund of Amer R6	Large Growth	27.07	21.94	51.00	7.92	81.05	10.37	50.19
3 Invesco Diversified Dividend R6	Large Value	23.88	52.61	23.51	4.52	76.96	18.52	28.04
4 Vanguard Mid-Cap Growth Index Admiral	Mid-Cap Growth	30.52	19.89	49.61	0.78	98.00	1.22	11.59
5 PGIM Jennison Small Company R6	Small Growth	39.55	26.42	34.03	4.92	89.74	5.34	2.55
6 Vanguard Small Cap Value Index Admiral	Small Value	52.21	15.83	31.94	1.59	97.41	1.00	2.79

Non-US Stock Funds

Fund	Category	Super Sectors %			Regional Exposure %			Market Maturity %		
		Cyclical	Defensive	Sensitive	Americas	Greater Asia	Greater Europe	Developed	EM%	Avg Mkt Cap M\$
1 JPMorgan Emerging Markets Equity R6	Diversified Emerging Mkts	50.82	20.07	29.10	16.84	74.58	8.58	31.23	68.77	21.94
2 American Funds Intl Gr and Inc R6	Foreign Large Blend	36.51	29.82	33.67	11.85	32.83	55.32	83.01	16.99	28.99
3 Vanguard Developed Markets Index Admiral	Foreign Large Blend Index	37.18	27.61	35.23	9.09	37.90	53.02	99.07	0.93	30.79

Fixed Income Funds

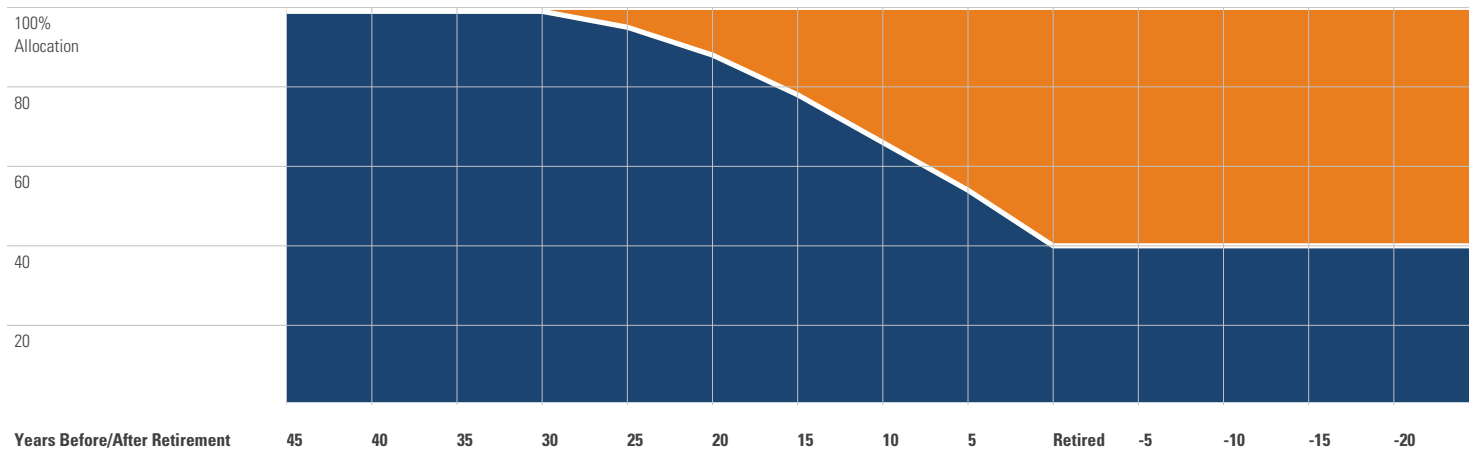
Fund	Category	Super Sectors %				Other Stats	Credit Quality %		
		US Govt Debt	Mtg	US Credit	Non US		Avg Eff Duration	Inv Grade	Below Inv Grade
1 Vanguard Inflation-Protected Secs Adm	Inflation-Protected Bond	99.97	0.00	0.00	0.00	7.26	100.00	0.00	0.00
2 Baird Aggregate Bond Inst	Intermediate-Term Bond	22.40	26.93	42.38	0.00	5.69	99.40	0.60	0.00
3 PIMCO Income Instl	Multisector Bond	23.42	14.10	18.31	0.00	0.91	81.00	19.00	0.00
4 Federated Hermes Govt Ultrashort R6	Ultrashort Bond	15.26	56.99	0.00	0.00	0.38	100.00	0.00	0.00

LAMBERTS LANDSCAPING 401K PLAN

Target Date Analysis (Data as of 12-31-2020)

Target Date Allocation

● Stocks ● Cash ● Bonds ● Other



Target Date Portfolio Data

Asset Allocation %

	Total Stock	US Stock	Non-US Stock	Total Bond	Infl Prot Bond	HY Bond	Cash	Other	Avg Mkt Cap \$M
BlackRock LifePath® Index 2025 K	51.24	31.36	19.88	45.36	13.52	0.00	3.07	0.34	27.78
BlackRock LifePath® Index 2030 K	63.80	38.09	25.71	33.44	15.65	0.00	2.51	0.25	28.92
BlackRock LifePath® Index 2035 K	74.95	43.82	31.13	22.72	17.71	0.00	2.15	0.18	28.88
BlackRock LifePath® Index 2040 K	85.90	49.59	36.31	12.43	20.22	0.00	1.53	0.12	29.49
BlackRock LifePath® Index 2045 K	93.64	53.47	40.17	5.02	22.22	0.00	1.26	0.08	29.22
BlackRock LifePath® Index 2050 K	97.40	55.25	42.15	1.59	12.93	0.00	0.94	0.07	29.39
BlackRock LifePath® Index 2055 K	97.78	55.38	42.40	1.13	6.43	0.00	1.03	0.07	28.63
BlackRock LifePath® Index 2060 K	97.18	54.82	42.36	1.12	3.28	0.00	1.64	0.07	–
BlackRock LifePath® Index 2065 K	46.59	4.36	42.23	0.00	0.00	0.00	0.85	52.57	–
BlackRock LifePath® Index Retire K	38.33	24.76	13.57	58.02	11.75	0.00	3.22	0.43	25.57