

THE MEADOWS OF NAPA VALLEY AND

Screens Summary (Data as of 12-31-2020)

⊖ Fund Removed from Approved List ⚠ Fund on Watch List

Name	Ticker	Asset Class	Trailing Performance and Risk				Management			Style		Expense				
			1 Yr	3 Yr	5 Yr	10 Yr	Pass/ Fail	Std Dev 3 Yr %	Beta 3 Yr %	Tenure	Pass/ Fail	Style Box	Pass/ Fail	Exp Ratio	Pass/ Fail	
US Stock																
Vanguard 500 Index Admiral	VFIAX	Large Blend Index	18.37	14.14	15.18	13.85	✔	18.80	1.00	4.68	✔	☐	✔	0.04	✔	
<i>percentile rank</i>			38	24	20	12										
<i># of funds in category</i>			1,369	1,237	1,078	817										
Fidelity® Contrafund®	FCNTX	Large Growth	32.50	19.01	18.16	15.39	✔	19.60	0.97	30.31	✔	☐	✔	0.85	✔	
<i>percentile rank</i>			54	60	51	47										
<i># of funds in category</i>			1,291	1,204	1,081	796										
American Funds Washington Mutual R6	RWMGX	Large Value	8.08	9.83	12.68	12.51	✔	17.19	0.90	23.52	✔	☐	✔	0.27	✔	
<i>percentile rank</i>			90	80	70	52										
<i># of funds in category</i>			1,369	1,237	1,078	817										
Vanguard Mid Cap Index Admiral	VIMAX	Mid-Cap Blend	18.24	12.04	13.28	12.40	✔	21.69	0.98	22.63	✔	☐	✔	0.05	✔	
<i>percentile rank</i>			17	15	19	11										
<i># of funds in category</i>			407	374	309	215										
Carillon Eagle Small Cap Growth I	HSIIX	Small Growth	37.61	15.84	16.15	12.89	✔	25.17	0.98	25.02	✔	☐	✖	0.76	✔	
<i>percentile rank</i>			45	61	62	66										
<i># of funds in category</i>			616	576	505	383										
Delaware Small Cap Value Instl	DEVIX	Small Value	-1.23	1.52	9.00	8.54	✔	27.06	1.01	23.68	✔	☐	✔	0.90	✔	
<i>percentile rank</i>			75	58	29	34										
<i># of funds in category</i>			416	386	358	259										
Non-US Stock																
JPMorgan Emerging Markets Equity R5	JEMOX	Diversified Emerging Mkts	34.83	14.41	-	-	✔	20.82	1.01	15.34	✔	☐	✔	0.89	✔	
<i>percentile rank</i>			8	4	-	-										
<i># of funds in category</i>			797	697	597	279										
American Funds Europacific Growth R6	REGGX	Foreign Large Blend	25.27	10.74	12.47	8.14	✔	19.13	1.02	19.60	✔	☐	✔	0.46	✔	
<i>percentile rank</i>			33	43	38	36										
<i># of funds in category</i>			452	388	318	234										
Vanguard Developed Markets Index Admiral	VTMGX	Foreign Large Blend Index	10.26	4.81	8.31	5.92	✔	18.86	1.02	7.86	✔	☐	✔	0.07	✔	
<i>percentile rank</i>			40	41	34	27										
<i># of funds in category</i>			780	674	584	383										
Alternative																
Vanguard Real Estate Index Admiral	VGSLX	Real Estate	-4.65	4.96	5.65	8.68	✔	18.90	0.94	24.65	✔	—	✔	0.12	✔	
<i>percentile rank</i>			44	41	38	31										
<i># of funds in category</i>			248	225	199	144										
Fixed Income																
BlackRock Inflation Protected Bond Instl	BPRIX	Inflation-Protected Bond	11.75	5.89	4.97	3.48	✔	4.12	1.05	3.88	✔	—	—	0.65	✔	
<i>percentile rank</i>			15	24	33	37										
<i># of funds in category</i>			207	197	173	117										

THE MEADOWS OF NAPA VALLEY AND

Screens Summary (Data as of 12-31-2020)

⊖ Fund Removed from Approved List ⚠ Fund on Watch List


Name	Ticker	Asset Class	Trailing Performance and Risk				Management			Style		Expense			
			1 Yr	3 Yr	5 Yr	10 Yr	Pass/ Fail	Std Dev 3 Yr %	Beta 3 Yr %	Tenure	Pass/ Fail	Style Box	Pass/ Fail	Exp Ratio	Pass/ Fail
Baird Aggregate Bond Inst <i>percentile rank</i> <i># of funds in category</i>	BAGIX	Intermediate-Term Bond	8.63 22 416	5.84 14 381	5.04 11 331	4.68 5	✔	3.81	1.07	20.27	✔	☐	—	0.30	✔
PIMCO Income I2 <i>percentile rank</i> <i># of funds in category</i>	PONPX	Multisector Bond	5.69 50 340	4.66 49 299	6.20 23 262	7.26 1	✔	5.78	0.88	13.77	✔	—	—	1.19	✔
Federated Hermes Govt Ultrashort IS <i>percentile rank</i> <i># of funds in category</i>	FGUSX	Ultrashort Bond	1.48 50 212	1.83 65 172	1.39 81 134	0.84 78	⊕	0.47	0.05	23.49	✔	—	—	0.26	✔

Target Date









American Funds 2010 Trgt Date Retire R6 <i>percentile rank</i> <i># of funds in category</i>	RFCTX	Target Date	9.25 85 119	6.65 64 88	7.55 46 75	6.99 5	✔	7.37	0.91	9.01	✔	—	✔	0.30	✔
American Funds 2015 Trgt Date Retire R6 <i>percentile rank</i> <i># of funds in category</i>	RFJTX	Target Date	9.96 76 118	7.13 59 97	8.01 41 74	7.49 5	✔	8.14	0.91	9.01	✔	—	✔	0.30	✔
American Funds 2020 Trgt Date Retire R6 <i>percentile rank</i> <i># of funds in category</i>	RRCTX	Target Date	10.99 62 178	7.68 49 157	8.57 51 118	8.14 3	✔	8.60	0.87	9.01	✔	—	✔	0.31	✔
American Funds 2025 Trgt Date Retire R6 <i>percentile rank</i> <i># of funds in category</i>	RFDTX	Target Date	13.67 27 214	8.95 18 187	9.87 27 151	9.25 1	✔	10.18	0.90	9.01	✔	—	✔	0.33	✔
American Funds 2030 Trgt Date Retire R6 <i>percentile rank</i> <i># of funds in category</i>	RFETX	Target Date	15.16 17 224	9.84 11 197	11.06 15 158	10.08 1	✔	12.06	0.93	9.01	✔	—	✔	0.35	✔
American Funds 2035 Trgt Date Retire R6 <i>percentile rank</i> <i># of funds in category</i>	RFFTX	Target Date	17.55 5 207	11.19 1 184	12.44 1 148	10.77 1	✔	14.51	0.97	9.01	✔	—	⊕	0.37	✔
American Funds 2040 Trgt Date Retire R6 <i>percentile rank</i> <i># of funds in category</i>	RFCTX	Target Date	18.77 4 218	11.76 1 197	12.99 1 158	11.09 1	✔	15.59	0.94	9.01	✔	—	✔	0.38	✔
American Funds 2045 Trgt Date Retire R6 <i>percentile rank</i> <i># of funds in category</i>	RFHTX	Target Date	19.21 4 207	11.96 1 184	13.22 1 148	11.21 1	✔	15.92	0.91	9.01	✔	—	✔	0.39	✔
American Funds 2050 Trgt Date Retire R6 <i>percentile rank</i> <i># of funds in category</i>	RFITX	Target Date	19.42 6 217	12.12 1 196	13.36 1 157	11.29 1	✔	16.15	0.90	9.01	✔	—	✔	0.39	✔
American Funds 2055 Trgt Date Retire R6 <i>percentile rank</i> <i># of funds in category</i>	RFKTX	Target Date	19.39 5 207	12.11 1 184	13.35 1 145	11.27 1	✔	16.15	0.90	9.01	✔	—	✔	0.39	✔
American Funds 2060 Trgt Date Retire R6 <i>percentile rank</i> <i># of funds in category</i>	RFUTX	Target Date	19.44 4 257	12.11 1 181	13.35 1 93	— —	✔	16.12	0.90	5.77	✔	—	✔	0.40	✔

THE MEADOWS OF NAPA VALLEY AND

Screens Summary (Data as of 12-31-2020)

 Fund Removed from Approved List

 Fund on Watch List

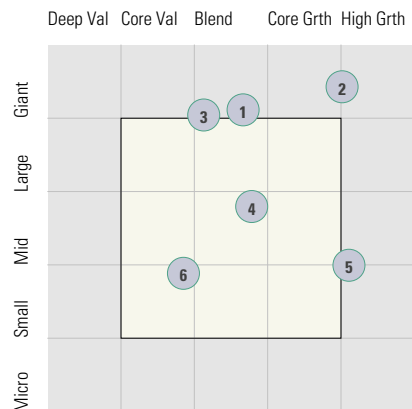
Name	Ticker	Asset Class	Trailing Performance and Risk							Management		Style		Expense		
			1 Yr	3 Yr	5 Yr	10 Yr	Pass/ Fail	Std Dev 3 Yr %	Beta 3 Yr %	Tenure	Pass/ Fail	Style Box	Pass/ Fail	Exp Ratio	Pass/ Fail	
American Funds 2065 Trgt Date Retire R6 <i>percentile rank</i> <i># of funds in category</i>	RFVTX	Target Date	—	—	—	—	—	—	—	—	1.00		—		0.40	
			—	—	—	—										
			257	181	93	—										
Balanced																
BlackRock Global Allocation Instl <i>percentile rank</i> <i># of funds in category</i>	MALOX	World Allocation	21.12	9.66	9.29	6.80		12.39	1.04	4.00				0.80		
			3	3	9	23										
			475	415	362	220										

THE MEADOWS OF NAPA VALLEY AND

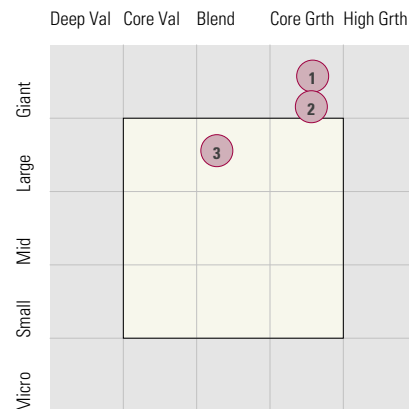
Style Analysis (Data as of 12-31-2020)

Style Analysis

Morningstar Style Box US Stock



Morningstar Style Box Non-US Stock



US Stock Funds

Fund	Category	Super Sectors %			Asset Allocation %			Avg Mkt Cap M\$
		Cyclical	Defensive	Sensitive	Cash	US Stock	Foreign	
1 Vanguard 500 Index Admiral	Large Blend Index	28.52	27.38	44.10	0.70	98.04	1.26	71.43
2 Fidelity® Contrafund®	Large Growth	34.92	17.09	47.99	0.87	91.05	7.18	72.75
3 American Funds Washington Mutual R6	Large Value	25.88	30.98	43.14	5.07	86.70	7.96	92.42
4 Vanguard Mid Cap Index Admiral	Mid-Cap Blend	36.74	25.14	38.10	0.03	97.31	2.65	10.75
5 Carillon Eagle Small Cap Growth I	Small Growth	16.75	39.98	43.27	0.33	97.31	2.36	2.67
6 Delaware Small Cap Value Instl	Small Value	53.48	10.44	36.08	3.65	93.39	2.07	2.27

Non-US Stock Funds

Fund	Category	Super Sectors %			Regional Exposure %			Market Maturity %		
		Cyclical	Defensive	Sensitive	Americas	Greater Asia	Greater Europe	Developed	EM%	Avg Mkt Cap M\$
1 JPMorgan Emerging Markets Equity R5	Diversified Emerging Mkts	50.82	20.07	29.10	16.84	74.58	8.58	31.23	68.77	—
2 American Funds Europacific Growth R6	Foreign Large Blend	38.16	26.01	35.83	9.53	46.78	43.69	72.93	27.07	39.57
3 Vanguard Developed Markets Index Admiral	Foreign Large Blend Index	37.18	27.61	35.23	9.09	37.90	53.02	99.07	0.93	30.79

Fixed Income Funds

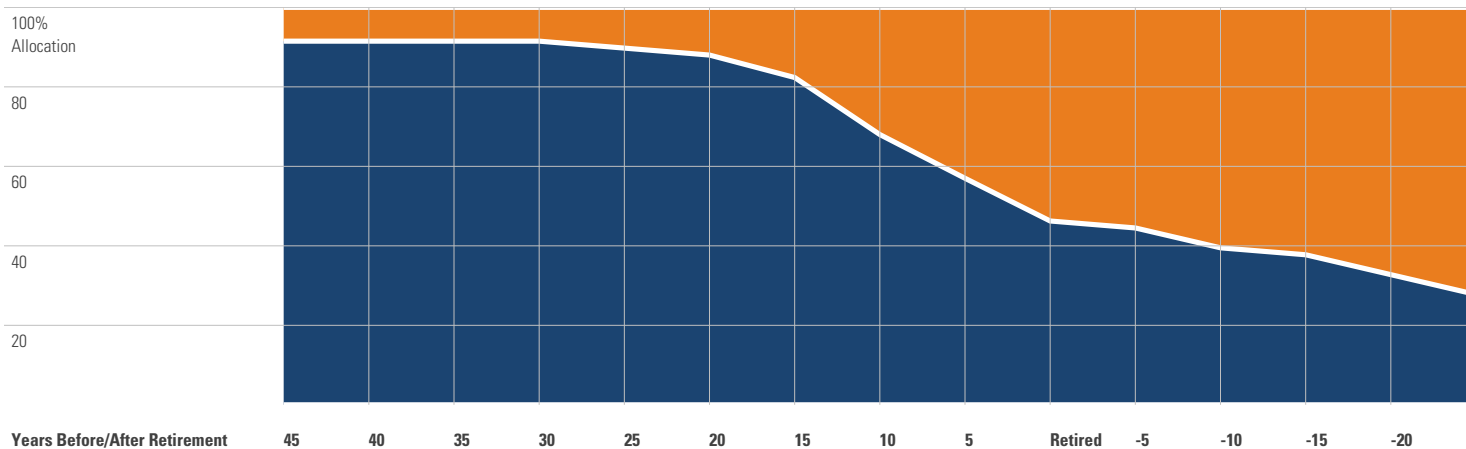
Fund	Category	Super Sectors %				Other Stats	Credit Quality %		
		US Govt Debt	Mtg	US Credit	Non US		Avg Eff Duration	Inv Grade	Below Inv Grade
1 BlackRock Inflation Protected Bond Instl	Inflation-Protected Bond	95.14	0.34	1.52	0.00	6.90	99.78	0.22	0.00
2 Baird Aggregate Bond Inst	Intermediate-Term Bond	22.40	26.93	42.38	0.00	5.69	99.40	0.60	0.00
3 PIMCO Income I2	Multisector Bond	23.42	14.10	18.31	0.00	0.91	81.00	19.00	0.00
4 Federated Hermes Govt Ultrashort IS	Ultrashort Bond	15.26	56.99	0.00	0.00	0.38	100.00	0.00	0.00

THE MEADOWS OF NAPA VALLEY AND

Target Date Analysis (Data as of 12-31-2020)

Target Date Allocation

● Stocks ● Cash ● Bonds ● Other



Target Date Portfolio Data

Asset Allocation %

	Total Stock	US Stock	Non-US Stock	Total Bond	Infl Prot Bond	HY Bond	Cash	Other	Avg Mkt Cap \$M
American Funds 2010 Trgt Date Retire R6	39.39	27.19	12.20	53.60	13.10	5.20	6.30	0.71	61.97
American Funds 2015 Trgt Date Retire R6	43.90	30.32	13.58	49.11	14.13	5.18	6.31	0.68	60.10
American Funds 2020 Trgt Date Retire R6	45.29	32.06	13.23	47.74	14.41	4.93	6.33	0.64	54.76
American Funds 2025 Trgt Date Retire R6	55.13	37.45	17.68	38.17	13.93	1.03	6.19	0.52	47.62
American Funds 2030 Trgt Date Retire R6	64.55	43.17	21.38	28.78	14.41	0.88	6.21	0.46	45.00
American Funds 2035 Trgt Date Retire R6	78.12	51.14	26.98	15.71	12.53	0.38	5.75	0.41	43.38
American Funds 2040 Trgt Date Retire R6	83.10	54.34	28.76	10.76	4.79	0.34	5.75	0.40	43.20
American Funds 2045 Trgt Date Retire R6	84.55	55.31	29.24	9.30	4.22	0.22	5.76	0.39	43.56
American Funds 2050 Trgt Date Retire R6	85.79	56.69	29.10	8.03	4.16	0.13	5.80	0.37	43.58
American Funds 2055 Trgt Date Retire R6	85.85	56.74	29.11	7.99	4.18	0.13	5.80	0.37	43.54
American Funds 2060 Trgt Date Retire R6	85.84	56.71	29.13	7.99	4.18	0.13	5.80	0.37	—
American Funds 2065 Trgt Date Retire R6	83.30	55.74	27.56	8.27	4.03	0.11	7.83	0.60	—