

PEOPLE DRIVEN CREDIT UNION 401K

Screens Summary (Data as of 12-31-2020)

⊖ Fund Removed from Approved List ⚠ Fund on Watch List

Name	Ticker	Asset Class	Trailing Performance and Risk				Management			Style		Expense				
			1 Yr	3 Yr	5 Yr	10 Yr	Pass/ Fail	Std Dev 3 Yr %	Beta 3 Yr %	Tenure	Pass/ Fail	Style Box	Pass/ Fail	Exp Ratio	Pass/ Fail	
US Stock																
American Funds Invmt Co of Amer R6 <i>percentile rank</i> <i># of funds in category</i>	RICGX	Large Blend	14.85 61 1,369	10.39 74 1,237	13.17 62 1,078	12.09 64 817	✔	17.44	0.92	28.85	✔	☐	✔	0.27	✔	
Vanguard 500 Index Admiral <i>percentile rank</i> <i># of funds in category</i>	VFIAX	Large Blend Index	18.37 38 1,369	14.14 24 1,237	15.18 20 1,078	13.85 12 817	✔	18.80	1.00	4.68	✔	☐	✔	0.04	✔	
Vanguard Growth Index Admiral <i>percentile rank</i> <i># of funds in category</i>	VIGAX	Large Growth	40.19 28 1,291	22.97 30 1,204	20.32 24 1,081	16.67 25 796	✔	20.09	1.01	26.02	✔	☐	✔	0.05	✔	
Vanguard Value Index Adm <i>percentile rank</i> <i># of funds in category</i>	VVIAX	Large Value	2.29 53 1,202	6.77 35 1,130	10.75 25 1,000	11.22 16 717	✔	18.92	0.95	26.02	✔	☐	✔	0.05	✔	
Vanguard Mid-Cap Growth Index Admiral <i>percentile rank</i> <i># of funds in category</i>	VMGMX	Mid-Cap Growth	34.48 44 604	19.33 49 564	17.18 53 504	– – 383	✔	21.29	0.97	7.86	✔	☐	✔	0.07	✔	
Vanguard Mid-Cap Value Index Admiral <i>percentile rank</i> <i># of funds in category</i>	VMVAX	Mid-Cap Value	2.54 55 415	4.75 39 396	9.17 43 349	– – 247	✔	22.68	0.98	14.38	✔	☐	✔	0.07	✔	
Vanguard Small Cap Growth Index Admiral <i>percentile rank</i> <i># of funds in category</i>	VSGAX	Small Growth	35.28 52 616	19.21 44 576	17.99 45 505	– – 383	✔	24.16	0.94	16.01	✔	☐	✖	0.07	✔	
Vanguard Small Cap Value Index Admiral <i>percentile rank</i> <i># of funds in category</i>	VSIAX	Small Value	5.85 32 416	4.48 20 386	9.73 20 358	– – 259	✔	25.82	0.97	4.68	✔	☐	✖	0.07	✔	
Non-US Stock																
American Funds New World R6 <i>percentile rank</i> <i># of funds in category</i>	RNWGX	Diversified Emerging Mkts	25.30 21 797	12.19 7 697	14.41 20 597	7.43 1 279	✔	18.50	0.88	21.56	✔	☐	✔	0.59	✔	
Vanguard Developed Markets Index Admiral <i>percentile rank</i> <i># of funds in category</i>	VTMGX	Foreign Large Blend Index	10.26 40 780	4.81 41 674	8.31 34 584	5.92 27 383	✔	18.86	1.02	7.86	✔	☐	✔	0.07	✔	
Vanguard International Growth Adm <i>percentile rank</i> <i># of funds in category</i>	VWILX	Foreign Large Growth	59.74 4 452	22.45 4 388	21.77 4 318	12.39 5 234	✔	21.50	1.09	17.91	✔	☐	✔	0.33	✔	
Vanguard International Value Inv <i>percentile rank</i> <i># of funds in category</i>	VTRIX	Foreign Large Value	8.99 5 353	3.90 5 323	8.43 3 281	5.08 13 184	✔	20.05	1.09	10.60	✔	☐	✖	0.38	✔	
American Funds Capital World Gr&Inc R6 <i>percentile rank</i> <i># of funds in category</i>	RWIGX	World Stock	15.78 45 869	9.44 46 762	11.86 41 636	9.56 40 390	✔	17.28	0.95	14.92	✔	☐	✔	0.42	✔	

PEOPLE DRIVEN CREDIT UNION 401K

Screens Summary (Data as of 12-31-2020)

⊖ Fund Removed from Approved List ⚠ Fund on Watch List

Name	Ticker	Asset Class	Trailing Performance and Risk				Management			Style		Expense			
			1 Yr	3 Yr	5 Yr	10 Yr	Pass/ Fail	Std Dev 3 Yr %	Beta 3 Yr %	Tenure	Pass/ Fail	Style Box	Pass/ Fail	Exp Ratio	Pass/ Fail
Alternative															
PIMCO Commodity Real Return Strat I2 <i>percentile rank</i> <i># of funds in category</i>	PCRPX	Commodities Broad Basket	0.76 31 124	-0.89 25 106	2.72 26 95	-5.40 36 55	✔	17.68	1.23	6.00	✔	—	—	1.43	✖
Vanguard Real Estate Index Admiral <i>percentile rank</i> <i># of funds in category</i>	VGSLX	Real Estate	-4.65 44 248	4.96 41 225	5.65 38 199	8.68 31 144	✔	18.90	0.94	24.65	✔	—	✔	0.12	✔
Fixed Income															
Baird Core Plus Bond Inst <i>percentile rank</i> <i># of funds in category</i>	BCOIX	Core Plus Bond	8.80 35 602	6.03 24 543	5.49 24 464	4.83 18 343	✔	4.12	1.07	20.27	✔	—	—	0.30	✔
Eaton Vance Income Fund of Boston I <i>percentile rank</i> <i># of funds in category</i>	EIBIX	High Yield Bond	5.09 54 678	5.15 46 629	6.89 53 556	6.09 26 352	✔	8.65	0.91	6.16	✔	—	—	0.75	✔
American Century Inflation Adjs Bond R5 <i>percentile rank</i> <i># of funds in category</i>	AIANX	Inflation- Protected Bond	10.51 46 207	5.30 51 197	4.81 42 173	3.46 38 117	✔	4.18	1.05	19.10	✔	—	—	0.27	✔
Vanguard Total Bond Market Index Adm <i>percentile rank</i> <i># of funds in category</i>	VBTLX	Intermediate- Term Bond	7.72 45 416	5.39 32 381	4.46 38 331	3.80 47 253	✔	3.50	1.02	7.86	✔	☐	—	0.05	✔
Federated Hermes Govt Ultrashort IS <i>percentile rank</i> <i># of funds in category</i>	FGUSX	Ultrashort Bond	1.48 50 212	1.83 65 172	1.39 81 134	0.84 78 67	✖	0.47	0.05	23.49	✔	—	—	0.26	✔
Templeton Global Bond Adv <i>percentile rank</i> <i># of funds in category</i>	TGBAX	World Bond	-4.19 88 316	-0.65 94 269	1.41 89 240	2.00 80 96	✖	6.10	-0.49	19.01	✔	—	—	0.67	✔
Target Date															
Vanguard Target Retirement 2015 Inv <i>percentile rank</i> <i># of funds in category</i>	VTXVX	Target Date	10.32 75 118	7.11 63 97	7.78 70 74	7.04 45 44	✔	7.44	0.84	7.86	✔	—	✔	0.13	✔
Vanguard Target Retirement 2020 Inv <i>percentile rank</i> <i># of funds in category</i>	VTWNX	Target Date	12.04 46 178	8.07 29 157	9.02 27 118	7.93 15 72	✔	9.85	1.00	7.86	✔	—	✔	0.13	✔
Vanguard Target Retirement 2025 Inv <i>percentile rank</i> <i># of funds in category</i>	VTTVX	Target Date	13.30 40 214	8.73 27 187	9.88 27 151	8.54 13 87	✔	11.60	1.04	7.86	✔	—	✔	0.13	✔
Vanguard Target Retirement 2030 Inv <i>percentile rank</i> <i># of funds in category</i>	VTHRX	Target Date	14.10 38 224	9.16 29 197	10.51 33 158	9.04 18 89	✔	12.98	1.00	7.86	✔	—	✔	0.14	✔

PEOPLE DRIVEN CREDIT UNION 401K

Screens Summary (Data as of 12-31-2020)

 Fund Removed from Approved List
  Fund on Watch List

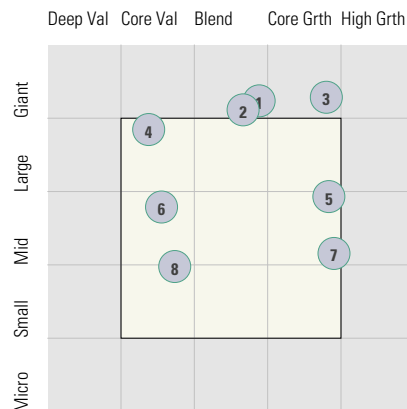
Name	Ticker	Asset Class	Trailing Performance and Risk				Management			Style		Expense			
			1 Yr	3 Yr	5 Yr	10 Yr	Pass/ Fail	Std Dev 3 Yr %	Beta 3 Yr %	Tenure	Pass/ Fail	Style Box	Pass/ Fail	Exp Ratio	Pass/ Fail
Vanguard Target Retirement 2035 Inv	VTTHX	Target Date	14.79	9.50	11.11	9.51		14.36	0.96	7.86		—		0.14	
<i>percentile rank</i>			43	37	34	17									
<i># of funds in category</i>			207	184	148	84									
Vanguard Target Retirement 2040 Inv	VFORX	Target Date	15.47	9.85	11.71	9.90		15.74	0.95	7.86		—		0.14	
<i>percentile rank</i>			40	36	30	18									
<i># of funds in category</i>			218	197	158	89									
Vanguard Target Retirement 2045 Inv	VTIVX	Target Date	16.30	10.20	12.09	10.09		16.98	0.97	7.86		—		0.15	
<i>percentile rank</i>			36	32	28	17									
<i># of funds in category</i>			207	184	148	83									
Vanguard Target Retirement 2050 Inv	VFIFX	Target Date	16.39	10.24	12.10	10.09		16.99	0.96	7.86		—		0.15	
<i>percentile rank</i>			37	35	30	24									
<i># of funds in category</i>			217	196	157	78									
Vanguard Target Retirement 2055 Inv	VFFVX	Target Date	16.32	10.22	12.09	10.10		16.98	0.95	7.86		—		0.15	
<i>percentile rank</i>			41	36	36	24									
<i># of funds in category</i>			207	184	145	44									
Vanguard Target Retirement 2060 Inv	VTTSX	Target Date	16.32	10.22	12.08	—		16.97	0.95	7.86		—		0.15	
<i>percentile rank</i>			42	40	46	—									
<i># of funds in category</i>			257	181	93	—									
Vanguard Target Retirement 2065 Inv	VLXVX	Target Date	16.17	10.15	—	—		16.99	0.95	3.47		—		0.15	
<i>percentile rank</i>			47	43	—	—									
<i># of funds in category</i>			257	181	93	—									
Vanguard Target Retirement Income Inv	VTINX	Target Date	10.02	6.86	6.86	5.88		6.22	0.84	7.86		—		0.12	
<i>percentile rank</i>			36	25	35	20									
<i># of funds in category</i>			168	148	126	84									
Balanced															
Vanguard LifeStrategy Cnsvr Gr Inv	VSCGX	Target Risk	11.51	7.78	8.03	6.65		7.92	1.01	26.27		—		0.12	
<i>percentile rank</i>			27	17	17	25									
<i># of funds in category</i>			549	524	462	280									
Vanguard LifeStrategy Growth Inv	VASGX	Target Risk	15.45	9.79	11.32	9.38		15.14	1.03	26.27		—		0.14	
<i>percentile rank</i>			27	23	18	20									
<i># of funds in category</i>			325	308	279	188									
Vanguard LifeStrategy Income Inv	VASIX	Target Risk	9.13	6.56	6.24	5.17		4.74	0.96	26.27		—		0.11	
<i>percentile rank</i>			27	14	30	34									
<i># of funds in category</i>			177	166	149	93									
Vanguard LifeStrategy Moderate Gr Inv	VSMGX	Target Risk	13.59	8.84	9.71	8.11		11.49	0.99	26.27		—		0.13	
<i>percentile rank</i>			36	36	36	45									
<i># of funds in category</i>			673	636	576	414									

PEOPLE DRIVEN CREDIT UNION 401K

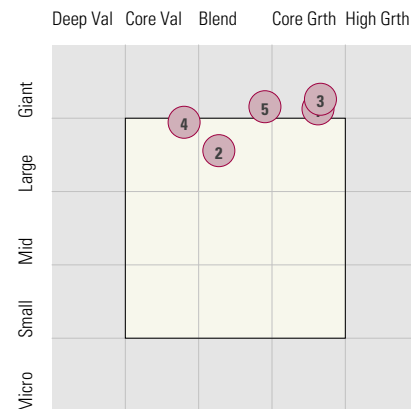
Style Analysis (Data as of 12-31-2020)

Style Analysis

Morningstar Style Box US Stock



Morningstar Style Box Non-US Stock



US Stock Funds

	Category	Super Sectors %			Asset Allocation %			Avg Mkt Cap M\$	
		Cyclical	Defensive	Sensitive	Cash	US Stock	Foreign		
1	American Funds Invmt Co of Amer R6	Large Blend	23.07	29.94	47.00	11.69	76.71	11.31	73.81
2	Vanguard 500 Index Admiral	Large Blend Index	28.52	27.38	44.10	0.70	98.04	1.26	71.43
3	Vanguard Growth Index Admiral	Large Growth	31.78	12.38	55.84	0.35	98.68	0.97	52.79
4	Vanguard Value Index Adm	Large Value	26.00	43.79	30.22	0.34	98.07	1.59	74.71
5	Vanguard Mid-Cap Growth Index Admiral	Mid-Cap Growth	30.52	19.89	49.61	0.78	98.00	1.22	11.59
6	Vanguard Mid-Cap Value Index Admiral	Mid-Cap Value	47.47	25.59	26.94	0.12	96.26	3.62	9.97
7	Vanguard Small Cap Growth Index Admiral	Small Growth	27.21	25.30	47.51	1.87	97.57	0.56	2.95
8	Vanguard Small Cap Value Index Admiral	Small Value	52.21	15.83	31.94	1.59	97.41	1.00	2.79

Non-US Stock Funds

	Category	Super Sectors %			Regional Exposure %			Market Maturity %			
		Cyclical	Defensive	Sensitive	Americas	Greater Asia	Greater Europe	Developed	EM%	Avg Mkt Cap M\$	
1	American Funds New World R6	Diversified Emerging Mkts	38.15	23.00	38.86	34.09	40.35	25.58	60.64	39.36	20.17
2	Vanguard Developed Markets Index Admiral	Foreign Large Blend Index	37.18	27.61	35.23	9.09	37.90	53.02	99.07	0.93	30.79
3	Vanguard International Growth Adm	Foreign Large Growth	44.59	20.93	34.49	13.68	38.62	47.71	75.72	24.28	31.23
4	Vanguard International Value Inv	Foreign Large Value	33.27	21.85	44.88	7.63	37.88	54.50	89.21	10.79	33.22
5	American Funds Capital World Gr&Inc R6	World Stock	33.07	30.60	36.33	52.23	18.74	29.04	88.24	11.76	55.41

Fixed Income Funds

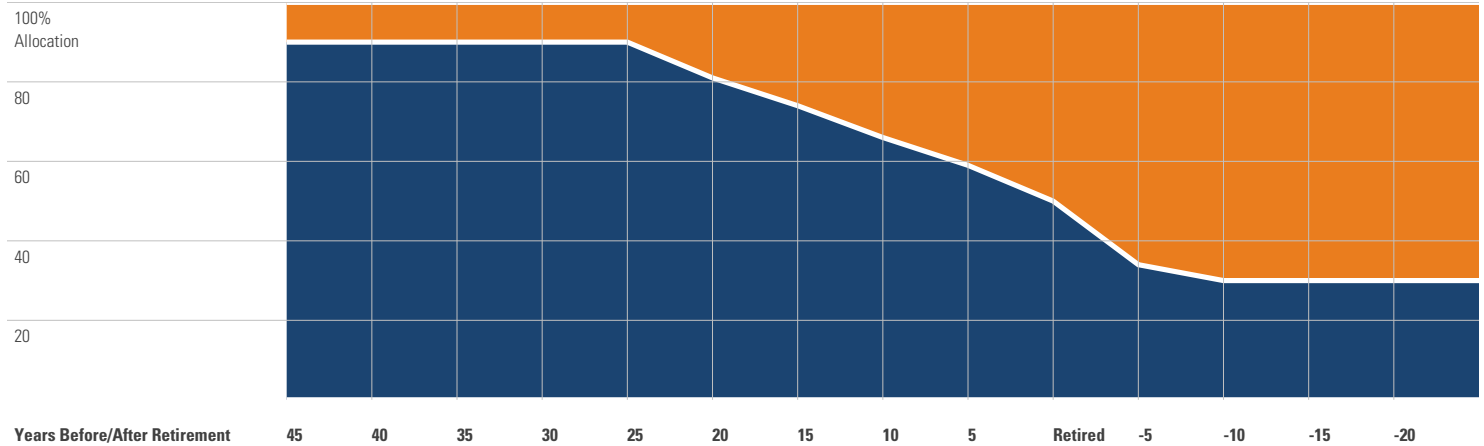
	Category	Super Sectors %				Other Stats		Credit Quality %		
		US Govt Debt	Mtg	US Credit	Non US	Avg Eff Duration	Inv Grade	Below Inv Grade	NR/NA	
1	Baird Core Plus Bond Inst	Core Plus Bond	16.73	22.96	51.40	0.00	5.56	96.50	3.20	0.30
2	Eaton Vance Income Fund of Boston I	High Yield Bond	0.00	0.00	88.06	0.00	2.55	8.04	89.77	2.19
3	American Century Inflation Adjs Bond R5	Inflation-Protected Bond	86.76	0.52	3.04	0.00	7.85	101.19	0.48	-1.67
4	Vanguard Total Bond Market Index Adm	Intermediate-Term Bond	48.34	22.95	26.24	0.00	6.22	100.00	0.00	0.00
5	Federated Hermes Govt Ultrashort IS	Ultrashort Bond	15.26	56.99	0.00	0.00	0.38	100.00	0.00	0.00
6	Templeton Global Bond Adv	World Bond	82.53	0.00	0.06	0.00	-1.01	85.16	17.29	-2.44

PEOPLE DRIVEN CREDIT UNION 401K

Target Date Analysis (Data as of 12-31-2020)

Target Date Allocation

● Stocks ● Cash ● Bonds ● Other



Target Date Portfolio Data

Asset Allocation %

	Total Stock	US Stock	Non-US Stock	Total Bond	Infl Prot Bond	HY Bond	Cash	Other	Avg Mkt Cap \$M
Vanguard Target Retirement 2015 Inv	35.67	21.27	14.40	61.69	19.64	0.00	2.33	0.30	33.06
Vanguard Target Retirement 2020 Inv	49.63	29.54	20.09	48.14	13.71	0.00	1.97	0.27	33.09
Vanguard Target Retirement 2025 Inv	59.48	35.39	24.09	38.75	0.02	0.00	1.51	0.25	33.17
Vanguard Target Retirement 2030 Inv	66.87	39.79	27.08	31.41	0.00	0.00	1.51	0.22	33.19
Vanguard Target Retirement 2035 Inv	74.26	44.20	30.06	24.05	0.00	0.00	1.52	0.18	33.13
Vanguard Target Retirement 2040 Inv	81.62	48.77	32.85	16.68	0.00	0.00	1.55	0.14	33.06
Vanguard Target Retirement 2045 Inv	88.73	53.06	35.67	9.64	0.00	0.00	1.52	0.10	33.07
Vanguard Target Retirement 2050 Inv	88.47	52.85	35.62	9.81	0.00	0.00	1.61	0.10	33.08
Vanguard Target Retirement 2055 Inv	88.32	52.70	35.62	9.81	0.00	0.00	1.76	0.10	33.04
Vanguard Target Retirement 2060 Inv	88.23	52.39	35.84	9.81	0.00	0.00	1.85	0.10	33.03
Vanguard Target Retirement 2065 Inv	88.69	52.80	35.89	9.82	0.00	0.00	1.39	0.10	—
Vanguard Target Retirement Income Inv	29.88	17.59	12.29	67.31	21.76	0.00	2.48	0.31	33.08