

# RS HANLINE AND CO INC 401K PROFIT

## Screens Summary (Data as of 12-31-2020)

⊖ Fund Removed from Approved List    ⚠ Fund on Watch List

Name	Ticker	Asset Class	Trailing Performance and Risk				Management			Style		Expense				
			1 Yr	3 Yr	5 Yr	10 Yr	Pass/ Fail	Std Dev 3 Yr %	Beta 3 Yr %	Tenure	Pass/ Fail	Style Box	Pass/ Fail	Exp Ratio	Pass/ Fail	
<b>US Stock</b>																
Vanguard 500 Index Admiral	VFIAX	Large Blend Index	18.37	14.14	15.18	13.85	✓	18.80	1.00	4.68	✓	■	✓	0.04	✓	
<i>percentile rank</i>			38	24	20	12										
<i># of funds in category</i>			1,369	1,237	1,078	817										
Vanguard Growth Index Admiral	VIGAX	Large Growth	40.19	22.97	20.32	16.67	✓	20.09	1.01	26.02	✓	■	✓	0.05	✓	
<i>percentile rank</i>			28	30	24	25										
<i># of funds in category</i>			1,291	1,204	1,081	796										
Vanguard Value Index Adm	VVIAX	Large Value	2.29	6.77	10.75	11.22	✓	18.92	0.95	26.02	✓	■	✓	0.05	✓	
<i>percentile rank</i>			53	35	25	16										
<i># of funds in category</i>			1,202	1,130	1,000	717										
Vanguard Mid Cap Index Admiral	VIMAX	Mid-Cap Blend	18.24	12.04	13.28	12.40	✓	21.69	0.98	22.63	✓	■	✓	0.05	✓	
<i>percentile rank</i>			17	15	19	11										
<i># of funds in category</i>			407	374	309	215										
Vanguard Small Cap Growth Index Admiral	VSGAX	Small Growth	35.28	19.21	17.99	—	✓	24.16	0.94	16.01	✓	■	✗	0.07	✓	
<i>percentile rank</i>			52	44	45	—										
<i># of funds in category</i>			616	576	505	383										
Vanguard Small Cap Value Index Admiral	VSIAX	Small Value	5.85	4.48	9.73	—	✓	25.82	0.97	4.68	✓	■	✗	0.07	✓	
<i>percentile rank</i>			32	20	20	—										
<i># of funds in category</i>			416	386	358	259										
<b>Non-US Stock</b>																
American Funds New World R6	RNWXG	Diversified Emerging Mkts	25.30	12.19	14.41	7.43	✓	18.50	0.88	21.56	✓	■	✓	0.59	✓	
<i>percentile rank</i>			21	7	20	1										
<i># of funds in category</i>			797	697	597	279										
American Funds Europacific Growth R6	REGGX	Foreign Large Blend	25.27	10.74	12.47	8.14	✓	19.13	1.02	19.60	✓	■	✓	0.46	✓	
<i>percentile rank</i>			33	43	38	36										
<i># of funds in category</i>			452	388	318	234										
Vanguard Developed Markets Index Admiral	VTMGX	Foreign Large Blend Index	10.26	4.81	8.31	5.92	✓	18.86	1.02	7.86	✓	■	✓	0.07	✓	
<i>percentile rank</i>			40	41	34	27										
<i># of funds in category</i>			780	674	584	383										
<b>Alternative</b>																
Vanguard Real Estate Index Admiral	VGSLX	Real Estate	-4.65	4.96	5.65	8.68	✓	18.90	0.94	24.65	✓	—	✓	0.12	✓	
<i>percentile rank</i>			44	41	38	31										
<i># of funds in category</i>			248	225	199	144										
<b>Fixed Income</b>																
BlackRock Inflation Protected Bond Instl	BPRIX	Inflation-Protected Bond	11.75	5.89	4.97	3.48	✓	4.12	1.05	3.88	✓	—	—	0.65	✓	
<i>percentile rank</i>			15	24	33	37										
<i># of funds in category</i>			207	197	173	117										

# RS HANLINE AND CO INC 401K PROFIT

## Screens Summary (Data as of 12-31-2020)

⊖ Fund Removed from Approved List
 ! Fund on Watch List

Name	Ticker	Asset Class	Trailing Performance and Risk				Management			Style		Expense			
			1 Yr	3 Yr	5 Yr	10 Yr	Pass/ Fail	Std Dev 3 Yr %	Beta 3 Yr %	Tenure	Pass/ Fail	Style Box	Pass/ Fail	Exp Ratio	Pass/ Fail
Vanguard Interm-Term Bond Index Adm	VBILX	Intermediate-Term Bond	9.79	6.49	5.22	4.80	✓	4.03	1.16	12.69	✓	☐	—	0.07	✓
<i>percentile rank</i>			6	2	7	2									
<i># of funds in category</i>			416	381	331	253									
PIMCO Income I2	PONPX	Multisector Bond	5.69	4.66	6.20	7.26	✓	5.78	0.88	13.77	✓	—	—	1.19	✓
<i>percentile rank</i>			50	49	23	1									
<i># of funds in category</i>			340	299	262	138									
PIMCO Short-Term I2	PTSPX	Ultrashort Bond	2.64	2.22	2.29	1.79	✓	2.36	0.11	10.01	✓	—	—	0.65	✖
<i>percentile rank</i>			7	34	11	14									
<i># of funds in category</i>			212	172	134	67									

### Target Date

Vanguard Target Retirement 2015 Inv	VTXVX	Target Date	10.32	7.11	7.78	7.04	✓	7.44	0.84	7.86	✓	—	✓	0.13	✓
<i>percentile rank</i>			75	63	70	45									
<i># of funds in category</i>			118	97	74	44									
Vanguard Target Retirement 2020 Inv	VTWNX	Target Date	12.04	8.07	9.02	7.93	✓	9.85	1.00	7.86	✓	—	✓	0.13	✓
<i>percentile rank</i>			46	29	27	15									
<i># of funds in category</i>			178	157	118	72									
Vanguard Target Retirement 2025 Inv	VTTVX	Target Date	13.30	8.73	9.88	8.54	✓	11.60	1.04	7.86	✓	—	✓	0.13	✓
<i>percentile rank</i>			40	27	27	13									
<i># of funds in category</i>			214	187	151	87									
Vanguard Target Retirement 2030 Inv	VTHRX	Target Date	14.10	9.16	10.51	9.04	✓	12.98	1.00	7.86	✓	—	✓	0.14	✓
<i>percentile rank</i>			38	29	33	18									
<i># of funds in category</i>			224	197	158	89									
Vanguard Target Retirement 2035 Inv	VTTX	Target Date	14.79	9.50	11.11	9.51	✓	14.36	0.96	7.86	✓	—	✓	0.14	✓
<i>percentile rank</i>			43	37	34	17									
<i># of funds in category</i>			207	184	148	84									
Vanguard Target Retirement 2040 Inv	VFORX	Target Date	15.47	9.85	11.71	9.90	✓	15.74	0.95	7.86	✓	—	✓	0.14	✓
<i>percentile rank</i>			40	36	30	18									
<i># of funds in category</i>			218	197	158	89									
Vanguard Target Retirement 2045 Inv	VTIVX	Target Date	16.30	10.20	12.09	10.09	✓	16.98	0.97	7.86	✓	—	✓	0.15	✓
<i>percentile rank</i>			36	32	28	17									
<i># of funds in category</i>			207	184	148	83									
Vanguard Target Retirement 2050 Inv	VFIFX	Target Date	16.39	10.24	12.10	10.09	✓	16.99	0.96	7.86	✓	—	✓	0.15	✓
<i>percentile rank</i>			37	35	30	24									
<i># of funds in category</i>			217	196	157	78									
Vanguard Target Retirement 2055 Inv	VFFVX	Target Date	16.32	10.22	12.09	10.10	✓	16.98	0.95	7.86	✓	—	✓	0.15	✓
<i>percentile rank</i>			41	36	36	24									
<i># of funds in category</i>			207	184	145	44									
Vanguard Target Retirement 2060 Inv	VTTX	Target Date	16.32	10.22	12.08	—	✓	16.97	0.95	7.86	✓	—	✓	0.15	✓
<i>percentile rank</i>			42	40	46	—									
<i># of funds in category</i>			257	181	93	—									
Vanguard Target Retirement 2065 Inv	VLXVX	Target Date	16.17	10.15	—	—	✓	16.99	0.95	3.47	✓	—	✓	0.15	✓
<i>percentile rank</i>			47	43	—	—									
<i># of funds in category</i>			257	181	93	—									

# RS HANLINE AND CO INC 401K PROFIT

## Screens Summary (Data as of 12-31-2020)

Fund Removed from Approved List

Fund on Watch List

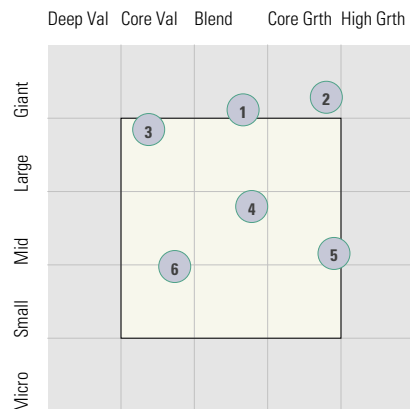
Name	Ticker	Asset Class	Trailing Performance and Risk				Management			Style		Expense			
			1 Yr	3 Yr	5 Yr	10 Yr	Pass/ Fail	Std Dev 3 Yr %	Beta 3 Yr %	Tenure	Pass/ Fail	Style Box	Pass/ Fail	Exp Ratio	Pass/ Fail
Vanguard Target Retirement Income Inv	VTINX	Target Date	10.02	6.86	6.86	5.88		6.22	0.84	7.86		—		0.12	
<i>percentile rank</i>			<i>36</i>	<i>25</i>	<i>35</i>	<i>20</i>									
<i># of funds in category</i>			<i>168</i>	<i>148</i>	<i>126</i>	<i>84</i>									
<b>Balanced</b>															
Vanguard LifeStrategy Cnsv Gr Inv	VSCGX	Target Risk	11.51	7.78	8.03	6.65		7.92	1.01	26.27		—		0.12	
<i>percentile rank</i>			<i>27</i>	<i>17</i>	<i>17</i>	<i>25</i>									
<i># of funds in category</i>			<i>549</i>	<i>524</i>	<i>462</i>	<i>280</i>									
Vanguard LifeStrategy Growth Inv	VASGX	Target Risk	15.45	9.79	11.32	9.38		15.14	1.03	26.27		—		0.14	
<i>percentile rank</i>			<i>27</i>	<i>23</i>	<i>18</i>	<i>20</i>									
<i># of funds in category</i>			<i>325</i>	<i>308</i>	<i>279</i>	<i>188</i>									
Vanguard LifeStrategy Income Inv	VASIX	Target Risk	9.13	6.56	6.24	5.17		4.74	0.96	26.27		—		0.11	
<i>percentile rank</i>			<i>27</i>	<i>14</i>	<i>30</i>	<i>34</i>									
<i># of funds in category</i>			<i>177</i>	<i>166</i>	<i>149</i>	<i>93</i>									
Vanguard LifeStrategy Moderate Gr Inv	VSMGX	Target Risk	13.59	8.84	9.71	8.11		11.49	0.99	26.27		—		0.13	
<i>percentile rank</i>			<i>36</i>	<i>36</i>	<i>36</i>	<i>45</i>									
<i># of funds in category</i>			<i>673</i>	<i>636</i>	<i>576</i>	<i>414</i>									

# RS HANLINE AND CO INC 401K PROFIT

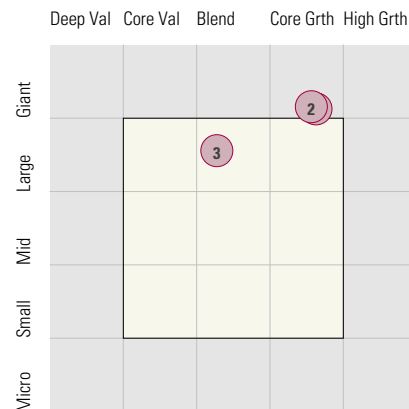
## Style Analysis (Data as of 12-31-2020)

### Style Analysis

Morningstar Style Box US Stock



Morningstar Style Box Non-US Stock



**US Stock Funds**

Fund Rank	Fund Name	Category	Super Sectors %			Asset Allocation %			Avg Mkt Cap M\$
			Cyclical	Defensive	Sensitive	Cash	US Stock	Foreign	
1	Vanguard 500 Index Admiral	Large Blend Index	28.52	27.38	44.10	0.70	98.04	1.26	71.43
2	Vanguard Growth Index Admiral	Large Growth	31.78	12.38	55.84	0.35	98.68	0.97	52.79
3	Vanguard Value Index Adm	Large Value	26.00	43.79	30.22	0.34	98.07	1.59	74.71
4	Vanguard Mid Cap Index Admiral	Mid-Cap Blend	36.74	25.14	38.10	0.03	97.31	2.65	10.75
5	Vanguard Small Cap Growth Index Admiral	Small Growth	27.21	25.30	47.51	1.87	97.57	0.56	2.95
6	Vanguard Small Cap Value Index Admiral	Small Value	52.21	15.83	31.94	1.59	97.41	1.00	2.79

**Non-US Stock Funds**

Fund Rank	Fund Name	Category	Super Sectors %			Regional Exposure %			Market Maturity %		
			Cyclical	Defensive	Sensitive	Americas	Greater Asia	Greater Europe	Developed	EM%	Avg Mkt Cap M\$
1	American Funds New World R6	Diversified Emerging Mkts	38.15	23.00	38.86	34.09	40.35	25.58	60.64	39.36	20.17
2	American Funds Europacific Growth R6	Foreign Large Blend	38.16	26.01	35.83	9.53	46.78	43.69	72.93	27.07	39.57
3	Vanguard Developed Markets Index Admiral	Foreign Large Blend Index	37.18	27.61	35.23	9.09	37.90	53.02	99.07	0.93	30.79

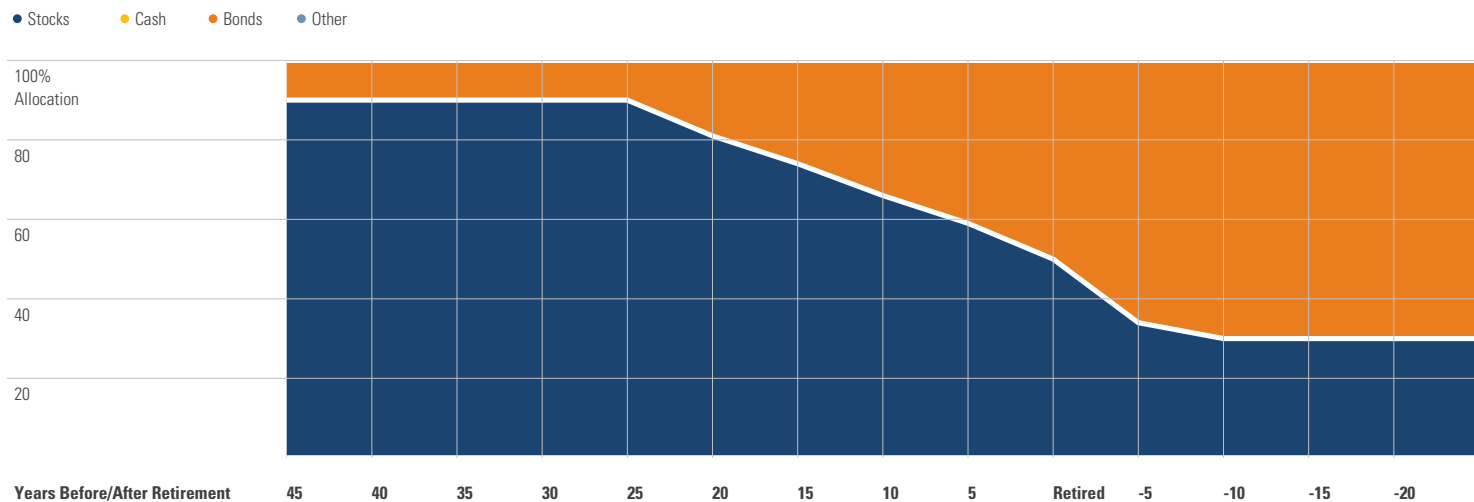
**Fixed Income Funds**

Fund Rank	Fund Name	Category	Super Sectors %				Other Stats	Credit Quality %		
			US Govt Debt	Mtg	US Credit	Non US		Avg Eff Duration	Inv Grade	Below Inv Grade
1	BlackRock Inflation Protected Bond Instl	Inflation-Protected Bond	95.14	0.34	1.52	0.00	6.90	99.78	0.22	0.00
2	Vanguard Inter-Term Bond Index Adm	Intermediate-Term Bond	60.57	0.00	39.02	0.00	6.28	100.00	0.00	0.00
3	PIMCO Income I2	Multisector Bond	23.42	14.10	18.31	0.00	0.91	81.00	19.00	0.00
4	PIMCO Short-Term I2	Ultrashort Bond	22.37	5.89	31.68	0.00	0.97	91.00	9.00	0.00

# RS HANLINE AND CO INC 401K PROFIT

## Target Date Analysis (Data as of 12-31-2020)

### Target Date Allocation



### Target Date Portfolio Data

	Asset Allocation %								
	Total Stock	US Stock	Non-US Stock	Total Bond	Infl Prot Bond	HY Bond	Cash	Other	Avg Mkt Cap \$M
Vanguard Target Retirement 2015 Inv	35.67	21.27	14.40	61.69	19.64	0.00	2.33	0.30	33.06
Vanguard Target Retirement 2020 Inv	49.63	29.54	20.09	48.14	13.71	0.00	1.97	0.27	33.09
Vanguard Target Retirement 2025 Inv	59.48	35.39	24.09	38.75	0.02	0.00	1.51	0.25	33.17
Vanguard Target Retirement 2030 Inv	66.87	39.79	27.08	31.41	0.00	0.00	1.51	0.22	33.19
Vanguard Target Retirement 2035 Inv	74.26	44.20	30.06	24.05	0.00	0.00	1.52	0.18	33.13
Vanguard Target Retirement 2040 Inv	81.62	48.77	32.85	16.68	0.00	0.00	1.55	0.14	33.06
Vanguard Target Retirement 2045 Inv	88.73	53.06	35.67	9.64	0.00	0.00	1.52	0.10	33.07
Vanguard Target Retirement 2050 Inv	88.47	52.85	35.62	9.81	0.00	0.00	1.61	0.10	33.08
Vanguard Target Retirement 2055 Inv	88.32	52.70	35.62	9.81	0.00	0.00	1.76	0.10	33.04
Vanguard Target Retirement 2060 Inv	88.23	52.39	35.84	9.81	0.00	0.00	1.85	0.10	33.03
Vanguard Target Retirement 2065 Inv	88.69	52.80	35.89	9.82	0.00	0.00	1.39	0.10	—
Vanguard Target Retirement Income Inv	29.88	17.59	12.29	67.31	21.76	0.00	2.48	0.31	33.08