

# STARRY ASSOCIATES INC RETIREMENT

## Screens Summary (Data as of 12-31-2020)

⊖ Fund Removed from Approved List    ⚠ Fund on Watch List

Name	Ticker	Asset Class	Trailing Performance and Risk				Management			Style		Expense			
			1 Yr	3 Yr	5 Yr	10 Yr	Pass/ Fail	Std Dev 3 Yr %	Beta 3 Yr %	Tenure	Pass/ Fail	Style Box	Pass/ Fail	Exp Ratio	Pass/ Fail
<b>US Stock</b>															
Vanguard 500 Index Admiral	VFIAX	Large Blend Index	18.37	14.14	15.18	13.85	✓	18.80	1.00	4.68	✓	■	✓	0.04	✓
<i>percentile rank</i>			38	24	20	12									
<i># of funds in category</i>			1,369	1,237	1,078	817									
Vanguard Growth Index Admiral	VIGAX	Large Growth	40.19	22.97	20.32	16.67	✓	20.09	1.01	26.02	✓	■	✓	0.05	✓
<i>percentile rank</i>			28	30	24	25									
<i># of funds in category</i>			1,291	1,204	1,081	796									
Vanguard Value Index Adm	VVIAX	Large Value	2.29	6.77	10.75	11.22	✓	18.92	0.95	26.02	✓	■	✓	0.05	✓
<i>percentile rank</i>			53	35	25	16									
<i># of funds in category</i>			1,202	1,130	1,000	717									
Vanguard Mid Cap Index Admiral	VIMAX	Mid-Cap Blend	18.24	12.04	13.28	12.40	✓	21.69	0.98	22.63	✓	■	✓	0.05	✓
<i>percentile rank</i>			17	15	19	11									
<i># of funds in category</i>			407	374	309	215									
Vanguard Small Cap Growth Index Admiral	VSGAX	Small Growth	35.28	19.21	17.99	—	✓	24.16	0.94	16.01	✓	■	✗	0.07	✓
<i>percentile rank</i>			52	44	45	—									
<i># of funds in category</i>			616	576	505	383									
Vanguard Small Cap Value Index Admiral	VSIAX	Small Value	5.85	4.48	9.73	—	✓	25.82	0.97	4.68	✓	■	✗	0.07	✓
<i>percentile rank</i>			32	20	20	—									
<i># of funds in category</i>			416	386	358	259									
<b>Non-US Stock</b>															
Vanguard Emerging Mkts Stock Idx Adm	VEMAX	Diversified Emerging Mkts	15.24	5.80	11.70	3.12	✓	19.68	0.98	12.35	✓	■	✓	0.14	✓
<i>percentile rank</i>			58	44	51	56									
<i># of funds in category</i>			797	697	597	279									
American Funds Europacific Growth R6	REGGX	Foreign Large Blend	25.27	10.74	12.47	8.14	✓	19.13	1.02	19.60	✓	■	✓	0.46	✓
<i>percentile rank</i>			33	43	38	36									
<i># of funds in category</i>			452	388	318	234									
Vanguard Developed Markets Index Admiral	VTMGX	Foreign Large Blend Index	10.26	4.81	8.31	5.92	✓	18.86	1.02	7.86	✓	■	✓	0.07	✓
<i>percentile rank</i>			40	41	34	27									
<i># of funds in category</i>			780	674	584	383									
<b>Alternative</b>															
Vanguard Real Estate Index Admiral	VGSLX	Real Estate	-4.65	4.96	5.65	8.68	✓	18.90	0.94	24.65	✓	—	✓	0.12	✓
<i>percentile rank</i>			44	41	38	31									
<i># of funds in category</i>			248	225	199	144									
<b>Fixed Income</b>															
Baird Core Plus Bond Inst	BCOIX	Core Plus Bond	8.80	6.03	5.49	4.83	✓	4.12	1.07	20.27	✓	—	—	0.30	✓
<i>percentile rank</i>			35	24	24	18									
<i># of funds in category</i>			602	543	464	343									

# STARRY ASSOCIATES INC RETIREMENT

## Screens Summary (Data as of 12-31-2020)

⊖ Fund Removed from Approved List    ⚠ Fund on Watch List

Name	Ticker	Asset Class	Trailing Performance and Risk				Management			Style		Expense			
			1 Yr	3 Yr	5 Yr	10 Yr	Pass/ Fail	Std Dev 3 Yr %	Beta 3 Yr %	Tenure	Pass/ Fail	Style Box	Pass/ Fail	Exp Ratio	Pass/ Fail
Vanguard Inflation-Protected Secs Adm <i>percentile rank</i> <i># of funds in category</i>	VAIPX	Inflation-Protected Bond	10.96 32 207	5.77 36 197	4.96 33 173	3.69 22 117	✓	3.67	0.94	9.38	✓	—	—	0.10	✓
Vanguard Total Bond Market Index Adm <i>percentile rank</i> <i># of funds in category</i>	VBTLX	Intermediate-Term Bond	7.72 45 416	5.39 32 381	4.46 38 331	3.80 47 253	✓	3.50	1.02	7.86	✓	☒	—	0.05	✓
Vanguard Ultra-Short-Term Bond Admiral <i>percentile rank</i> <i># of funds in category</i>	VUSFX	Ultrashort Bond	2.10 17 212	2.53 12 172	2.05 24 134	— — 67	✓	0.93	0.14	3.93	✓	—	—	0.10	✓

### Target Date

Vanguard Target Retirement 2015 Inv <i>percentile rank</i> <i># of funds in category</i>	VTXVX	Target Date	10.32 75 118	7.11 63 97	7.78 70 74	7.04 45 44	✓	7.44	0.84	7.86	✓	—	✓	0.13	✓
Vanguard Target Retirement 2020 Inv <i>percentile rank</i> <i># of funds in category</i>	VTWNX	Target Date	12.04 46 178	8.07 29 157	9.02 27 118	7.93 15 72	✓	9.85	1.00	7.86	✓	—	✓	0.13	✓
Vanguard Target Retirement 2025 Inv <i>percentile rank</i> <i># of funds in category</i>	VTTVX	Target Date	13.30 40 214	8.73 27 187	9.88 27 151	8.54 13 87	✓	11.60	1.04	7.86	✓	—	✓	0.13	✓
Vanguard Target Retirement 2030 Inv <i>percentile rank</i> <i># of funds in category</i>	VTHRX	Target Date	14.10 38 224	9.16 29 197	10.51 33 158	9.04 18 89	✓	12.98	1.00	7.86	✓	—	✓	0.14	✓
Vanguard Target Retirement 2035 Inv <i>percentile rank</i> <i># of funds in category</i>	VTTX	Target Date	14.79 43 207	9.50 37 184	11.11 34 148	9.51 17 84	✓	14.36	0.96	7.86	✓	—	✓	0.14	✓
Vanguard Target Retirement 2040 Inv <i>percentile rank</i> <i># of funds in category</i>	VFORX	Target Date	15.47 40 218	9.85 36 197	11.71 30 158	9.90 18 89	✓	15.74	0.95	7.86	✓	—	✓	0.14	✓
Vanguard Target Retirement 2045 Inv <i>percentile rank</i> <i># of funds in category</i>	VTIVX	Target Date	16.30 36 207	10.20 32 184	12.09 28 148	10.09 17 83	✓	16.98	0.97	7.86	✓	—	✓	0.15	✓
Vanguard Target Retirement 2050 Inv <i>percentile rank</i> <i># of funds in category</i>	VFIFX	Target Date	16.39 37 217	10.24 35 196	12.10 30 157	10.09 24 78	✓	16.99	0.96	7.86	✓	—	✓	0.15	✓
Vanguard Target Retirement 2055 Inv <i>percentile rank</i> <i># of funds in category</i>	VFFVX	Target Date	16.32 41 207	10.22 36 184	12.09 36 145	10.10 24 44	✓	16.98	0.95	7.86	✓	—	✓	0.15	✓
Vanguard Target Retirement 2060 Inv <i>percentile rank</i> <i># of funds in category</i>	VTTX	Target Date	16.32 42 257	10.22 40 181	12.08 46 93	— — —	✓	16.97	0.95	7.86	✓	—	✓	0.15	✓
Vanguard Target Retirement 2065 Inv <i>percentile rank</i> <i># of funds in category</i>	VLVX	Target Date	16.17 47 257	10.15 43 181	— — 93	— — —	✓	16.99	0.95	3.47	✓	—	✓	0.15	✓

# STARRY ASSOCIATES INC RETIREMENT

## Screens Summary (Data as of 12-31-2020)

🚫 Fund Removed from Approved List    ⚠️ Fund on Watch List

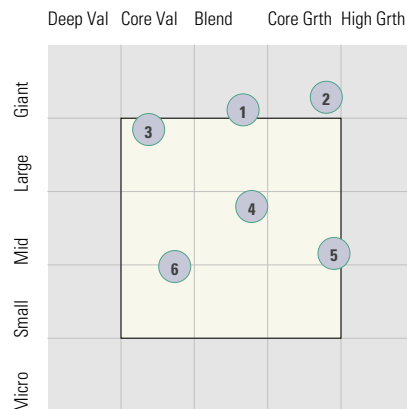
Name	Ticker	Asset Class	Trailing Performance and Risk				Management			Style		Expense			
			1 Yr	3 Yr	5 Yr	10 Yr	Pass/ Fail	Std Dev 3 Yr %	Beta 3 Yr %	Tenure	Pass/ Fail	Style Box	Pass/ Fail	Exp Ratio	Pass/ Fail
Vanguard Target Retirement Income Inv	VTINX	Target Date	10.02	6.86	6.86	5.88	✔️	6.22	0.84	7.86	✔️	—	✔️	0.12	✔️
<i>percentile rank</i>			<i>36</i>	<i>25</i>	<i>35</i>	<i>20</i>									
<i># of funds in category</i>			<i>168</i>	<i>148</i>	<i>126</i>	<i>84</i>									
<b>Balanced</b>															
Vanguard LifeStrategy Cnsv Gr Inv	VSCGX	Target Risk	11.51	7.78	8.03	6.65	✔️	7.92	1.01	26.27	✔️	—	✔️	0.12	✔️
<i>percentile rank</i>			<i>27</i>	<i>17</i>	<i>17</i>	<i>25</i>									
<i># of funds in category</i>			<i>549</i>	<i>524</i>	<i>462</i>	<i>280</i>									
Vanguard LifeStrategy Growth Inv	VASGX	Target Risk	15.45	9.79	11.32	9.38	✔️	15.14	1.03	26.27	✔️	—	✔️	0.14	✔️
<i>percentile rank</i>			<i>27</i>	<i>23</i>	<i>18</i>	<i>20</i>									
<i># of funds in category</i>			<i>325</i>	<i>308</i>	<i>279</i>	<i>188</i>									
Vanguard LifeStrategy Income Inv	VASIX	Target Risk	9.13	6.56	6.24	5.17	✔️	4.74	0.96	26.27	✔️	—	✔️	0.11	✔️
<i>percentile rank</i>			<i>27</i>	<i>14</i>	<i>30</i>	<i>34</i>									
<i># of funds in category</i>			<i>177</i>	<i>166</i>	<i>149</i>	<i>93</i>									
Vanguard LifeStrategy Moderate Gr Inv	VSMGX	Target Risk	13.59	8.84	9.71	8.11	✔️	11.49	0.99	26.27	✔️	—	✔️	0.13	✔️
<i>percentile rank</i>			<i>36</i>	<i>36</i>	<i>36</i>	<i>45</i>									
<i># of funds in category</i>			<i>673</i>	<i>636</i>	<i>576</i>	<i>414</i>									

# STARRY ASSOCIATES INC RETIREMENT

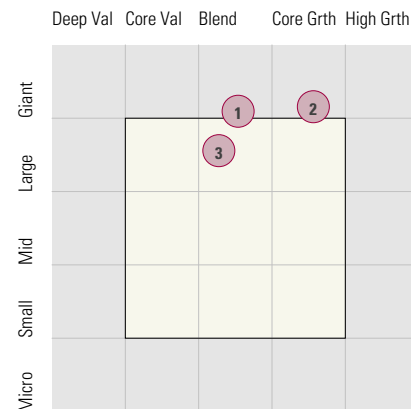
## Style Analysis (Data as of 12-31-2020)

### Style Analysis

Morningstar Style Box US Stock



Morningstar Style Box Non-US Stock



#### US Stock Funds

	Category	Super Sectors %			Asset Allocation %			Avg Mkt Cap M\$	
		Cyclical	Defensive	Sensitive	Cash	US Stock	Foreign		
1	Vanguard 500 Index Admiral	Large Blend Index	28.52	27.38	44.10	0.70	98.04	1.26	71.43
2	Vanguard Growth Index Admiral	Large Growth	31.78	12.38	55.84	0.35	98.68	0.97	52.79
3	Vanguard Value Index Adm	Large Value	26.00	43.79	30.22	0.34	98.07	1.59	74.71
4	Vanguard Mid Cap Index Admiral	Mid-Cap Blend	36.74	25.14	38.10	0.03	97.31	2.65	10.75
5	Vanguard Small Cap Growth Index Admiral	Small Growth	27.21	25.30	47.51	1.87	97.57	0.56	2.95
6	Vanguard Small Cap Value Index Admiral	Small Value	52.21	15.83	31.94	1.59	97.41	1.00	2.79

#### Non-US Stock Funds

	Category	Super Sectors %			Regional Exposure %			Market Maturity %			
		Cyclical	Defensive	Sensitive	Americas	Greater Asia	Greater Europe	Developed	EM%	Avg Mkt Cap M\$	
1	Vanguard Emerging Mkts Stock Idx Adm	Diversified Emerging Mkts	47.65	13.58	38.76	9.29	76.58	14.14	19.77	80.23	18.95
2	American Funds Europacific Growth R6	Foreign Large Blend	38.16	26.01	35.83	9.53	46.78	43.69	72.93	27.07	39.57
3	Vanguard Developed Markets Index Admiral	Foreign Large Blend Index	37.18	27.61	35.23	9.09	37.90	53.02	99.07	0.93	30.79

#### Fixed Income Funds

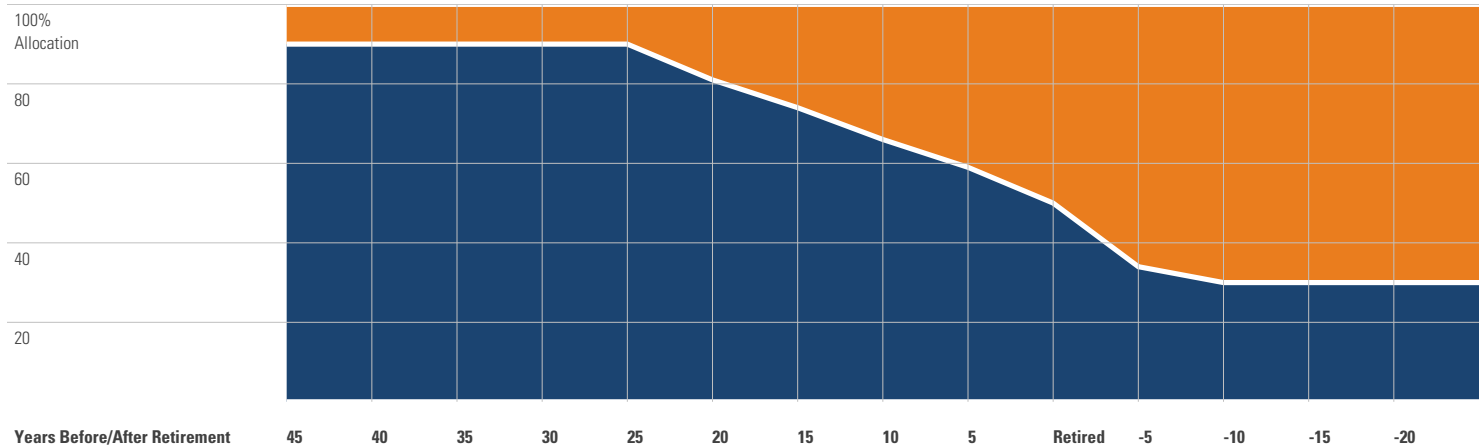
	Category	Super Sectors %				Other Stats		Credit Quality %		
		US Govt Debt	Mtg	US Credit	Non US	Avg Eff Duration	Inv Grade	Below Inv Grade	NR/NA	
1	Baird Core Plus Bond Inst	Core Plus Bond	16.73	22.96	51.40	0.00	5.56	96.50	3.20	0.30
2	Vanguard Inflation-Protected Secs Adm	Inflation-Protected Bond	99.97	0.00	0.00	0.00	7.26	100.00	0.00	0.00
3	Vanguard Total Bond Market Index Adm	Intermediate-Term Bond	48.34	22.95	26.24	0.00	6.22	100.00	0.00	0.00
4	Vanguard Ultra-Short-Term Bond Admiral	Ultrashort Bond	7.20	1.46	70.66	0.00	0.86	96.25	0.30	3.45

# STARRY ASSOCIATES INC RETIREMENT

## Target Date Analysis (Data as of 12-31-2020)

### Target Date Allocation

● Stocks ● Cash ● Bonds ● Other



### Target Date Portfolio Data

#### Asset Allocation %

	Total Stock	US Stock	Non-US Stock	Total Bond	Infl Prot Bond	HY Bond	Cash	Other	Avg Mkt Cap \$M
Vanguard Target Retirement 2015 Inv	35.67	21.27	14.40	61.69	19.64	0.00	2.33	0.30	33.06
Vanguard Target Retirement 2020 Inv	49.63	29.54	20.09	48.14	13.71	0.00	1.97	0.27	33.09
Vanguard Target Retirement 2025 Inv	59.48	35.39	24.09	38.75	0.02	0.00	1.51	0.25	33.17
Vanguard Target Retirement 2030 Inv	66.87	39.79	27.08	31.41	0.00	0.00	1.51	0.22	33.19
Vanguard Target Retirement 2035 Inv	74.26	44.20	30.06	24.05	0.00	0.00	1.52	0.18	33.13
Vanguard Target Retirement 2040 Inv	81.62	48.77	32.85	16.68	0.00	0.00	1.55	0.14	33.06
Vanguard Target Retirement 2045 Inv	88.73	53.06	35.67	9.64	0.00	0.00	1.52	0.10	33.07
Vanguard Target Retirement 2050 Inv	88.47	52.85	35.62	9.81	0.00	0.00	1.61	0.10	33.08
Vanguard Target Retirement 2055 Inv	88.32	52.70	35.62	9.81	0.00	0.00	1.76	0.10	33.04
Vanguard Target Retirement 2060 Inv	88.23	52.39	35.84	9.81	0.00	0.00	1.85	0.10	33.03
Vanguard Target Retirement 2065 Inv	88.69	52.80	35.89	9.82	0.00	0.00	1.39	0.10	—
Vanguard Target Retirement Income Inv	29.88	17.59	12.29	67.31	21.76	0.00	2.48	0.31	33.08