

SACHEM DENTAL GROUP LLP 401K

Screens Summary (Data as of 12-31-2020)

Fund Removed from Approved List

Fund on Watch List

Name	Ticker	Asset Class	Trailing Performance and Risk				Management			Style		Expense				
			1 Yr	3 Yr	5 Yr	10 Yr	Pass/ Fail	Std Dev 3 Yr %	Beta 3 Yr %	Tenure	Pass/ Fail	Style Box	Pass/ Fail	Exp Ratio	Pass/ Fail	
US Stock																
JPMorgan US Equity R6 <i>percentile rank</i> <i># of funds in category</i>	JUEMX	Large Blend	26.74 3 1,369	16.43 3 1,237	16.33 4 1,078	14.48 3 817		19.62	1.04	6.38				0.44		
Vanguard 500 Index Admiral <i>percentile rank</i> <i># of funds in category</i>	VFIAX	Large Blend Index	18.37 38 1,369	14.14 24 1,237	15.18 20 1,078	13.85 12 817		18.80	1.00	4.68				0.04		
JPMorgan Large Cap Growth R6 <i>percentile rank</i> <i># of funds in category</i>	JLGMX	Large Growth	56.42 8 1,291	29.91 6 1,204	24.42 6 1,081	18.62 8 796		22.15	1.09	16.42				0.44		
Vanguard Value Index Adm <i>percentile rank</i> <i># of funds in category</i>	VVIAX	Large Value	2.29 53 1,202	6.77 35 1,130	10.75 25 1,000	11.22 16 717		18.92	0.95	26.02				0.05		
Vanguard Mid-Cap Growth Index Admiral <i>percentile rank</i> <i># of funds in category</i>	VMGMX	Mid-Cap Growth	34.48 44 604	19.33 49 564	17.18 53 504	– – 383		21.29	0.97	7.86				0.07		
Vanguard Selected Value Inv <i>percentile rank</i> <i># of funds in category</i>	VASVX	Mid-Cap Value	5.85 29 415	3.25 66 396	8.88 50 349	9.96 33 247		27.51	1.19	15.86				0.33		
MFS New Discovery R4 <i>percentile rank</i> <i># of funds in category</i>	MNDJX	Small Growth	44.99 31 616	26.36 19 576	22.67 16 505	14.53 35 383		23.77	0.92	7.01				1.03		
Delaware Small Cap Value Instl <i>percentile rank</i> <i># of funds in category</i>	DEVIX	Small Value	-1.23 75 416	1.52 58 386	9.00 29 358	8.54 34 259		27.06	1.01	23.68				0.90		
Non-US Stock																
Delaware Emerging Markets Instl <i>percentile rank</i> <i># of funds in category</i>	DEMIX	Diversified Emerging Mkts	25.90 20 797	9.08 22 697	16.78 7 597	6.15 10 279		22.59	1.11	14.28				1.37		
American Funds Europacific Growth R6 <i>percentile rank</i> <i># of funds in category</i>	REGGX	Foreign Large Blend	25.27 33 452	10.74 43 388	12.47 38 318	8.14 36 234		19.13	1.02	19.60				0.46		
Vanguard International Growth Adm <i>percentile rank</i> <i># of funds in category</i>	VWILX	Foreign Large Growth	59.74 4 452	22.45 4 388	21.77 4 318	12.39 5 234		21.50	1.09	17.91				0.33		
Vanguard International Value Inv <i>percentile rank</i> <i># of funds in category</i>	VTRIX	Foreign Large Value	8.99 5 353	3.90 5 323	8.43 3 281	5.08 13 184		20.05	1.09	10.60				0.38		
American Funds New Perspective R6 <i>percentile rank</i> <i># of funds in category</i>	RNPGX	World Stock	33.81 14 869	18.14 10 762	16.85 11 636	13.04 9 390		19.35	1.06	20.10				0.42		

SACHEM DENTAL GROUP LLP 401K

Screens Summary (Data as of 12-31-2020)

⊖ Fund Removed from Approved List ⚠ Fund on Watch List

Name	Ticker	Asset Class	Trailing Performance and Risk				Management			Style		Expense				
			1 Yr	3 Yr	5 Yr	10 Yr	Pass/ Fail	Std Dev 3 Yr %	Beta 3 Yr %	Tenure	Pass/ Fail	Style Box	Pass/ Fail	Exp Ratio	Pass/ Fail	
Alternative																
Invesco Balanced-Risk Commodity Strat R6	IBRFX	Commodities Broad Basket	8.00	-0.19	3.19	—	✓	16.09	1.05	10.09	✓	—	—	1.11	✓	
<i>percentile rank</i>			3	14	18	—										
<i># of funds in category</i>			124	106	95	55										
Invesco Global Real Estate R6	FGREX	Global Real Estate	-12.06	0.64	3.33	—	✓	18.52	0.92	15.68	✓	⚠	✖	0.82	✓	
<i>percentile rank</i>			91	77	83	—										
<i># of funds in category</i>			204	187	166	100										
Fixed Income																
BlackRock High Yield Bond Instl	BHYIX	High Yield Bond	5.82	5.83	7.88	6.71	✓	9.79	1.02	13.01	✓	—	—	0.62	✓	
<i>percentile rank</i>			38	20	16	7										
<i># of funds in category</i>			678	629	556	352										
BlackRock Inflation Protected Bond Instl	BPRIX	Inflation- Protected Bond	11.75	5.89	4.97	3.48	✓	4.12	1.05	3.88	✓	—	—	0.65	✓	
<i>percentile rank</i>			15	24	33	37										
<i># of funds in category</i>			207	197	173	117										
Metropolitan West Total Return Bd I	MWTIX	Intermediate- Term Bond	9.11	6.04	4.79	4.74	✓	3.54	1.03	23.77	✓	—	—	0.46	✓	
<i>percentile rank</i>			29	24	55	23										
<i># of funds in category</i>			602	543	464	343										
PIMCO Income I2	PONPX	Multisector Bond	5.69	4.66	6.20	7.26	✓	5.78	0.88	13.77	✓	—	—	1.19	✓	
<i>percentile rank</i>			50	49	23	1										
<i># of funds in category</i>			340	299	262	138										
PIMCO Short-Term I2	PTSPX	Ultrashort Bond	2.64	2.22	2.29	1.79	✓	2.36	0.11	10.01	✓	—	—	0.65	✖	
<i>percentile rank</i>			7	34	11	14										
<i># of funds in category</i>			212	172	134	67										
Templeton Global Bond Adv	TGBAX	World Bond	-4.19	-0.65	1.41	2.00	✖	6.10	-0.49	19.01	✓	—	—	0.67	✓	
<i>percentile rank</i>			88	94	89	80										
<i># of funds in category</i>			316	269	240	96										
Target Date																
Vanguard Target Retirement 2015 Inv	VTXVX	Target Date	10.32	7.11	7.78	7.04	✓	7.44	0.84	7.86	✓	—	✓	0.13	✓	
<i>percentile rank</i>			75	63	70	45										
<i># of funds in category</i>			118	97	74	44										
Vanguard Target Retirement 2020 Inv	VTWNX	Target Date	12.04	8.07	9.02	7.93	✓	9.85	1.00	7.86	✓	—	✓	0.13	✓	
<i>percentile rank</i>			46	29	27	15										
<i># of funds in category</i>			178	157	118	72										
Vanguard Target Retirement 2025 Inv	VTTVX	Target Date	13.30	8.73	9.88	8.54	✓	11.60	1.04	7.86	✓	—	✓	0.13	✓	
<i>percentile rank</i>			40	27	27	13										
<i># of funds in category</i>			214	187	151	87										
Vanguard Target Retirement 2030 Inv	VTHRX	Target Date	14.10	9.16	10.51	9.04	✓	12.98	1.00	7.86	✓	—	✓	0.14	✓	
<i>percentile rank</i>			38	29	33	18										
<i># of funds in category</i>			224	197	158	89										

SACHEM DENTAL GROUP LLP 401K

Screens Summary (Data as of 12-31-2020)

⊖ Fund Removed from Approved List ⚠ Fund on Watch List

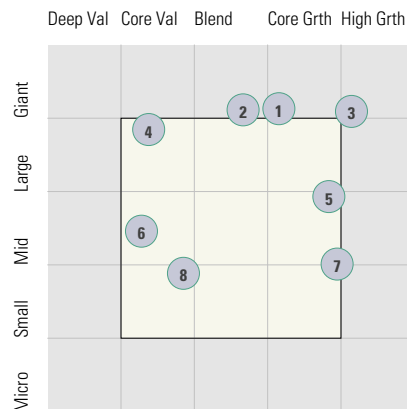
Name	Ticker	Asset Class	Trailing Performance and Risk				Management			Style		Expense			
			1 Yr	3 Yr	5 Yr	10 Yr	Pass/ Fail	Std Dev 3 Yr %	Beta 3 Yr %	Tenure	Pass/ Fail	Style Box	Pass/ Fail	Exp Ratio	Pass/ Fail
Vanguard Target Retirement 2035 Inv	VTTHX	Target Date	14.79	9.50	11.11	9.51	✓	14.36	0.96	7.86	✓	—	✓	0.14	✓
<i>percentile rank</i>			43	37	34	17									
<i># of funds in category</i>			207	184	148	84									
Vanguard Target Retirement 2040 Inv	VFORX	Target Date	15.47	9.85	11.71	9.90	✓	15.74	0.95	7.86	✓	—	✓	0.14	✓
<i>percentile rank</i>			40	36	30	18									
<i># of funds in category</i>			218	197	158	89									
Vanguard Target Retirement 2045 Inv	VTIVX	Target Date	16.30	10.20	12.09	10.09	✓	16.98	0.97	7.86	✓	—	✓	0.15	✓
<i>percentile rank</i>			36	32	28	17									
<i># of funds in category</i>			207	184	148	83									
Vanguard Target Retirement 2050 Inv	VFIFX	Target Date	16.39	10.24	12.10	10.09	✓	16.99	0.96	7.86	✓	—	✓	0.15	✓
<i>percentile rank</i>			37	35	30	24									
<i># of funds in category</i>			217	196	157	78									
Vanguard Target Retirement 2055 Inv	VFFVX	Target Date	16.32	10.22	12.09	10.10	✓	16.98	0.95	7.86	✓	—	✓	0.15	✓
<i>percentile rank</i>			41	36	36	24									
<i># of funds in category</i>			207	184	145	44									
Vanguard Target Retirement 2060 Inv	VTTSX	Target Date	16.32	10.22	12.08	—	✓	16.97	0.95	7.86	✓	—	✓	0.15	✓
<i>percentile rank</i>			42	40	46	—									
<i># of funds in category</i>			257	181	93	—									
Vanguard Target Retirement 2065 Inv	VLXVX	Target Date	16.17	10.15	—	—	✓	16.99	0.95	3.47	✓	—	✓	0.15	✓
<i>percentile rank</i>			47	43	—	—									
<i># of funds in category</i>			257	181	93	—									
Vanguard Target Retirement Income Inv	VTINX	Target Date	10.02	6.86	6.86	5.88	✓	6.22	0.84	7.86	✓	—	✓	0.12	✓
<i>percentile rank</i>			36	25	35	20									
<i># of funds in category</i>			168	148	126	84									
Balanced															
Vanguard LifeStrategy Cnsvr Gr Inv	VSCGX	Target Risk	11.51	7.78	8.03	6.65	✓	7.92	1.01	26.27	✓	—	✓	0.12	✓
<i>percentile rank</i>			27	17	17	25									
<i># of funds in category</i>			549	524	462	280									
Vanguard LifeStrategy Growth Inv	VASGX	Target Risk	15.45	9.79	11.32	9.38	✓	15.14	1.03	26.27	✓	—	✓	0.14	✓
<i>percentile rank</i>			27	23	18	20									
<i># of funds in category</i>			325	308	279	188									
Vanguard LifeStrategy Income Inv	VASIX	Target Risk	9.13	6.56	6.24	5.17	✓	4.74	0.96	26.27	✓	—	✓	0.11	✓
<i>percentile rank</i>			27	14	30	34									
<i># of funds in category</i>			177	166	149	93									
Vanguard LifeStrategy Moderate Gr Inv	VSMGX	Target Risk	13.59	8.84	9.71	8.11	✓	11.49	0.99	26.27	✓	—	✓	0.13	✓
<i>percentile rank</i>			36	36	36	45									
<i># of funds in category</i>			673	636	576	414									

SACHEM DENTAL GROUP LLP 401K

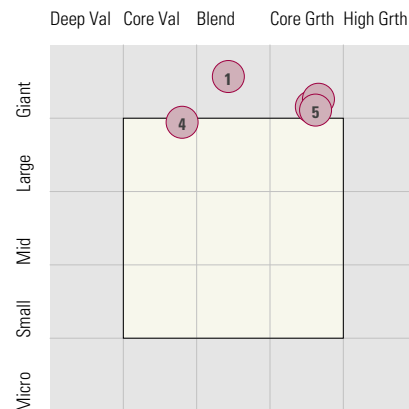
Style Analysis (Data as of 12-31-2020)

Style Analysis

Morningstar Style Box US Stock



Morningstar Style Box Non-US Stock



US Stock Funds

Rank	Fund Name	Category	Super Sectors %			Asset Allocation %			Avg Mkt Cap M\$
			Cyclical	Defensive	Sensitive	Cash	US Stock	Foreign	
1	JPMorgan US Equity R6	Large Blend	29.84	23.73	46.45	0.57	96.01	3.42	66.96
2	Vanguard 500 Index Admiral	Large Blend Index	28.52	27.38	44.10	0.70	98.04	1.26	71.43
3	JPMorgan Large Cap Growth R6	Large Growth	36.78	16.73	46.48	4.36	91.43	4.22	58.43
4	Vanguard Value Index Adm	Large Value	26.00	43.79	30.22	0.34	98.07	1.59	74.71
5	Vanguard Mid-Cap Growth Index Admiral	Mid-Cap Growth	30.52	19.89	49.61	0.78	98.00	1.22	11.59
6	Vanguard Selected Value Inv	Mid-Cap Value	44.45	10.62	44.94	7.15	81.73	11.10	9.77
7	MFS New Discovery R4	Small Growth	31.58	31.89	36.53	3.97	85.29	10.74	2.43
8	Delaware Small Cap Value Instl	Small Value	53.48	10.44	36.08	3.65	93.39	2.07	2.27

Non-US Stock Funds

Rank	Fund Name	Category	Super Sectors %			Regional Exposure %			Market Maturity %		
			Cyclical	Defensive	Sensitive	Americas	Greater Asia	Greater Europe	Developed	EM%	Avg Mkt Cap M\$
1	Delaware Emerging Markets Instl	Diversified Emerging Mkts	23.17	15.41	61.42	20.31	70.50	9.19	31.22	68.78	17.63
2	American Funds Europacific Growth R6	Foreign Large Blend	38.16	26.01	35.83	9.53	46.78	43.69	72.93	27.07	39.57
3	Vanguard International Growth Adm	Foreign Large Growth	44.59	20.93	34.49	13.68	38.62	47.71	75.72	24.28	31.23
4	Vanguard International Value Inv	Foreign Large Value	33.27	21.85	44.88	7.63	37.88	54.50	89.21	10.79	33.22
5	American Funds New Perspective R6	World Stock	35.61	24.35	40.04	59.55	13.28	27.16	95.76	4.24	55.05

Fixed Income Funds

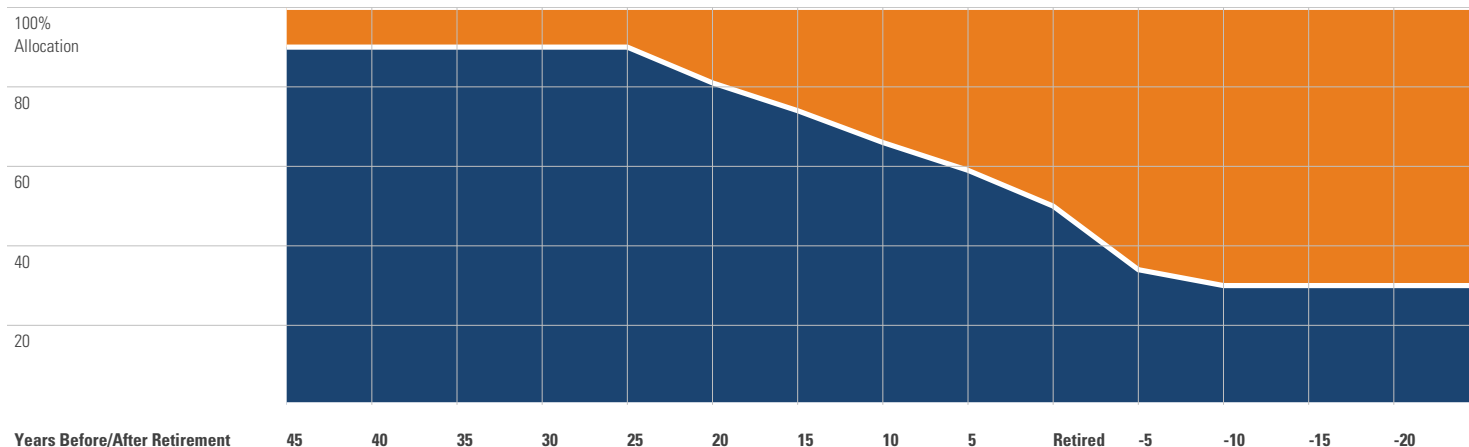
Rank	Fund Name	Category	Super Sectors %				Other Stats	Credit Quality %		
			US Govt Debt	Mtg	US Credit	Non US		Avg Eff Duration	Inv Grade	Below Inv Grade
1	BlackRock High Yield Bond Instl	High Yield Bond	0.02	0.00	82.93	0.00	2.83	4.65	95.10	0.25
2	BlackRock Inflation Protected Bond Instl	Inflation-Protected Bond	95.14	0.34	1.52	0.00	6.90	99.78	0.22	0.00
3	Metropolitan West Total Return Bd I	Intermediate-Term Bond	13.40	45.23	32.07	0.00	5.92	94.63	5.36	0.01
4	PIMCO Income I2	Multisector Bond	23.42	14.10	18.31	0.00	0.91	81.00	19.00	0.00
5	PIMCO Short-Term I2	Ultrashort Bond	22.37	5.89	31.68	0.00	0.97	91.00	9.00	0.00
6	Templeton Global Bond Adv	World Bond	82.53	0.00	0.06	0.00	-1.01	85.16	17.29	-2.44

SACHEM DENTAL GROUP LLP 401K

Target Date Analysis (Data as of 12-31-2020)

Target Date Allocation

● Stocks ● Cash ● Bonds ● Other



Target Date Portfolio Data

Asset Allocation %

	Total Stock	US Stock	Non-US Stock	Total Bond	Infl Prot Bond	HY Bond	Cash	Other	Avg Mkt Cap \$M
Vanguard Target Retirement 2015 Inv	35.67	21.27	14.40	61.69	19.64	0.00	2.33	0.30	33.06
Vanguard Target Retirement 2020 Inv	49.63	29.54	20.09	48.14	13.71	0.00	1.97	0.27	33.09
Vanguard Target Retirement 2025 Inv	59.48	35.39	24.09	38.75	0.02	0.00	1.51	0.25	33.17
Vanguard Target Retirement 2030 Inv	66.87	39.79	27.08	31.41	0.00	0.00	1.51	0.22	33.19
Vanguard Target Retirement 2035 Inv	74.26	44.20	30.06	24.05	0.00	0.00	1.52	0.18	33.13
Vanguard Target Retirement 2040 Inv	81.62	48.77	32.85	16.68	0.00	0.00	1.55	0.14	33.06
Vanguard Target Retirement 2045 Inv	88.73	53.06	35.67	9.64	0.00	0.00	1.52	0.10	33.07
Vanguard Target Retirement 2050 Inv	88.47	52.85	35.62	9.81	0.00	0.00	1.61	0.10	33.08
Vanguard Target Retirement 2055 Inv	88.32	52.70	35.62	9.81	0.00	0.00	1.76	0.10	33.04
Vanguard Target Retirement 2060 Inv	88.23	52.39	35.84	9.81	0.00	0.00	1.85	0.10	33.03
Vanguard Target Retirement 2065 Inv	88.69	52.80	35.89	9.82	0.00	0.00	1.39	0.10	—
Vanguard Target Retirement Income Inv	29.88	17.59	12.29	67.31	21.76	0.00	2.48	0.31	33.08