

THE SUNNYLANDS TRUST 403B PLAN

Screens Summary (Data as of 12-31-2020)

⊖ Fund Removed from Approved List ⚠ Fund on Watch List

Name	Ticker	Asset Class	Trailing Performance and Risk				Management			Style		Expense				
			1 Yr	3 Yr	5 Yr	10 Yr	Pass/ Fail	Std Dev 3 Yr %	Beta 3 Yr %	Tenure	Pass/ Fail	Style Box	Pass/ Fail	Exp Ratio	Pass/ Fail	
US Stock																
American Funds Invmt Co of Amer R6 <i>percentile rank</i> <i># of funds in category</i>	RICGX	Large Blend	14.85 61 1,369	10.39 74 1,237	13.17 62 1,078	12.09 64 817	✔	17.44	0.92	28.85	✔	☐	✔	0.27	✔	
Vanguard 500 Index Admiral <i>percentile rank</i> <i># of funds in category</i>	VFIAX	Large Blend Index	18.37 38 1,369	14.14 24 1,237	15.18 20 1,078	13.85 12 817	✔	18.80	1.00	4.68	✔	☐	✔	0.04	✔	
American Funds Growth Fund of Amer R6 <i>percentile rank</i> <i># of funds in category</i>	RGAGX	Large Growth	38.28 35 1,291	20.07 53 1,204	18.97 40 1,081	15.66 40 796	✔	19.72	0.97	27.18	✔	☐	✔	0.30	✔	
American Funds Washington Mutual R6 <i>percentile rank</i> <i># of funds in category</i>	RWMGX	Large Value	8.08 90 1,369	9.83 80 1,237	12.68 70 1,078	12.51 52 817	✔	17.19	0.90	23.52	✔	☐	✔	0.27	✔	
Vanguard Mid-Cap Growth Index Admiral <i>percentile rank</i> <i># of funds in category</i>	VMGMX	Mid-Cap Growth	34.48 44 604	19.33 49 564	17.18 53 504	– – 383	✔	21.29	0.97	7.86	✔	☐	✔	0.07	✔	
American Century Mid Cap Value I <i>percentile rank</i> <i># of funds in category</i>	AVUAX	Mid-Cap Value	1.88 60 415	4.66 42 396	9.55 32 349	10.61 13 247	✔	20.65	0.89	16.76	✔	☐	✔	0.78	✔	
Carillon Eagle Small Cap Growth I <i>percentile rank</i> <i># of funds in category</i>	HSIIX	Small Growth	37.61 45 616	15.84 61 576	16.15 62 505	12.89 66 383	✔	25.17	0.98	25.02	✔	☐	✖	0.76	✔	
Vanguard Small Cap Value Index Admiral <i>percentile rank</i> <i># of funds in category</i>	VSIAX	Small Value	5.85 32 416	4.48 20 386	9.73 20 358	– – 259	✔	25.82	0.97	4.68	✔	☐	✖	0.07	✔	
Non-US Stock																
American Funds New World R6 <i>percentile rank</i> <i># of funds in category</i>	RNWGX	Diversified Emerging Mkts	25.30 21 797	12.19 7 697	14.41 20 597	7.43 1 279	✔	18.50	0.88	21.56	✔	☐	✔	0.59	✔	
Vanguard Developed Markets Index Admiral <i>percentile rank</i> <i># of funds in category</i>	VTMGX	Foreign Large Blend Index	10.26 40 780	4.81 41 674	8.31 34 584	5.92 27 383	✔	18.86	1.02	7.86	✔	☐	✔	0.07	✔	
⚠ Invesco Oppenheimer International Gr Y <i>percentile rank</i> <i># of funds in category</i>	OIGYX	Foreign Large Growth	22.18 47 452	8.32 72 388	9.57 81 318	7.99 40 234	✔	18.62	0.97	24.79	✔	☐	✔	0.85	✔	
Vanguard International Value Inv <i>percentile rank</i> <i># of funds in category</i>	VTRIX	Foreign Large Value	8.99 5 353	3.90 5 323	8.43 3 281	5.08 13 184	✔	20.05	1.09	10.60	✔	☐	✖	0.38	✔	
American Funds New Perspective R6 <i>percentile rank</i> <i># of funds in category</i>	RNPGX	World Stock	33.81 14 869	18.14 10 762	16.85 11 636	13.04 9 390	✔	19.35	1.06	20.10	✔	☐	✔	0.42	✔	

THE SUNNYLANDS TRUST 403B PLAN

Screens Summary (Data as of 12-31-2020)

⊖ Fund Removed from Approved List ⚠ Fund on Watch List

Name	Ticker	Asset Class	Trailing Performance and Risk				Management			Style		Expense			
			1 Yr	3 Yr	5 Yr	10 Yr	Pass/ Fail	Std Dev 3 Yr %	Beta 3 Yr %	Tenure	Pass/ Fail	Style Box	Pass/ Fail	Exp Ratio	Pass/ Fail
Alternative															
Invesco Balanced-Risk Commodity Strat R6	IBRFX	Commodities Broad Basket	8.00	-0.19	3.19	—	✔	16.09	1.05	10.09	✔	—	—	1.11	✔
<i>percentile rank</i>			3	14	18	—									
<i># of funds in category</i>			124	106	95	55									
Vanguard Real Estate Index Admiral	VGSLX	Real Estate	-4.65	4.96	5.65	8.68	✔	18.90	0.94	24.65	✔	—	✔	0.12	✔
<i>percentile rank</i>			44	41	38	31									
<i># of funds in category</i>			248	225	199	144									
Fixed Income															
BlackRock High Yield Bond Instl	BHYIX	High Yield Bond	5.82	5.83	7.88	6.71	✔	9.79	1.02	13.01	✔	—	—	0.62	✔
<i>percentile rank</i>			38	20	16	7									
<i># of funds in category</i>			678	629	556	352									
American Century Inflation Adjs Bond R5	AIANX	Inflation- Protected Bond	10.51	5.30	4.81	3.46	✔	4.18	1.05	19.10	✔	—	—	0.27	✔
<i>percentile rank</i>			46	51	42	38									
<i># of funds in category</i>			207	197	173	117									
Vanguard Interm-Term Bond Index Adm	VBILX	Intermediate- Term Bond	9.79	6.49	5.22	4.80	✔	4.03	1.16	12.69	✔	☐	—	0.07	✔
<i>percentile rank</i>			6	2	7	2									
<i># of funds in category</i>			416	381	331	253									
PIMCO Income I2	PONPX	Multisector Bond	5.69	4.66	6.20	7.26	✔	5.78	0.88	13.77	✔	—	—	1.19	✔
<i>percentile rank</i>			50	49	23	1									
<i># of funds in category</i>			340	299	262	138									
PIMCO Short-Term I2	PTSPX	Ultrashort Bond	2.64	2.22	2.29	1.79	✔	2.36	0.11	10.01	✔	—	—	0.65	✖
<i>percentile rank</i>			7	34	11	14									
<i># of funds in category</i>			212	172	134	67									
PIMCO International Bond (USD-Hdg) I-2	PFBPX	World Bond	6.05	5.25	5.21	5.54	✔	3.27	0.56	6.27	✔	—	—	0.70	✔
<i>percentile rank</i>			51	36	20	2									
<i># of funds in category</i>			108	94	62	38									
Target Date															
American Funds 2010 Trgt Date Retire R6	RFTTX	Target Date	9.25	6.65	7.55	6.99	✔	7.37	0.91	9.01	✔	—	✔	0.30	✔
<i>percentile rank</i>			85	64	46	5									
<i># of funds in category</i>			119	88	75	52									
American Funds 2015 Trgt Date Retire R6	RFJTX	Target Date	9.96	7.13	8.01	7.49	✔	8.14	0.91	9.01	✔	—	✔	0.30	✔
<i>percentile rank</i>			76	59	41	5									
<i># of funds in category</i>			118	97	74	44									
American Funds 2020 Trgt Date Retire R6	RRCTX	Target Date	10.99	7.68	8.57	8.14	✔	8.60	0.87	9.01	✔	—	✔	0.31	✔
<i>percentile rank</i>			62	49	51	3									
<i># of funds in category</i>			178	157	118	72									
American Funds 2025 Trgt Date Retire R6	RFDTX	Target Date	13.67	8.95	9.87	9.25	✔	10.18	0.90	9.01	✔	—	✔	0.33	✔
<i>percentile rank</i>			27	18	27	1									
<i># of funds in category</i>			214	187	151	87									

THE SUNNYLANDS TRUST 403B PLAN

Screens Summary (Data as of 12-31-2020)

Fund Removed from Approved List

Fund on Watch List

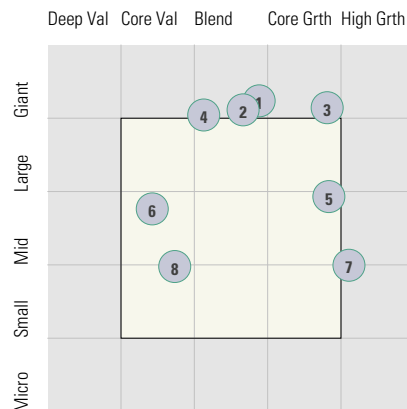
Name	Ticker	Asset Class	Trailing Performance and Risk				Management			Style		Expense			
			1 Yr	3 Yr	5 Yr	10 Yr	Pass/ Fail	Std Dev 3 Yr %	Beta 3 Yr %	Tenure	Pass/ Fail	Style Box	Pass/ Fail	Exp Ratio	Pass/ Fail
American Funds 2030 Trgt Date Retire R6 <i>percentile rank</i> <i># of funds in category</i>	RFETX	Target Date	15.16 17 224	9.84 11 197	11.06 15 158	10.08 1 89		12.06	0.93	9.01		—		0.35	
American Funds 2035 Trgt Date Retire R6 <i>percentile rank</i> <i># of funds in category</i>	RFCTX	Target Date	17.55 5 207	11.19 1 184	12.44 1 148	10.77 1 84		14.51	0.97	9.01		—		0.37	
American Funds 2040 Trgt Date Retire R6 <i>percentile rank</i> <i># of funds in category</i>	RFCTX	Target Date	18.77 4 218	11.76 1 197	12.99 1 158	11.09 1 89		15.59	0.94	9.01		—		0.38	
American Funds 2045 Trgt Date Retire R6 <i>percentile rank</i> <i># of funds in category</i>	RFCTX	Target Date	19.21 4 207	11.96 1 184	13.22 1 148	11.21 1 83		15.92	0.91	9.01		—		0.39	
American Funds 2050 Trgt Date Retire R6 <i>percentile rank</i> <i># of funds in category</i>	RFCTX	Target Date	19.42 6 217	12.12 1 196	13.36 1 157	11.29 1 78		16.15	0.90	9.01		—		0.39	
American Funds 2055 Trgt Date Retire R6 <i>percentile rank</i> <i># of funds in category</i>	RFCTX	Target Date	19.39 5 207	12.11 1 184	13.35 1 145	11.27 1 44		16.15	0.90	9.01		—		0.39	
American Funds 2060 Trgt Date Retire R6 <i>percentile rank</i> <i># of funds in category</i>	RFCTX	Target Date	19.44 4 257	12.11 1 181	13.35 1 93	— — —		16.12	0.90	5.77		—		0.40	
American Funds 2065 Trgt Date Retire R6 <i>percentile rank</i> <i># of funds in category</i>	RFCTX	Target Date	— — 257	— — 181	— — 93	— — —	—	—	—	1.00		—		0.40	
Balanced															
American Funds American Balanced R6 <i>percentile rank</i> <i># of funds in category</i>	RLBGX	Moderate Allocation	11.22 57 673	9.07 32 636	10.36 21 576	10.27 5 414		10.98	0.94	22.01		—		0.26	

THE SUNNYLANDS TRUST 403B PLAN

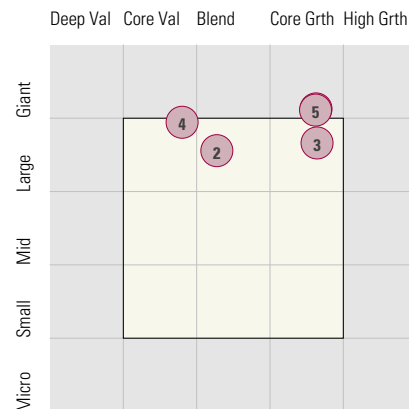
Style Analysis (Data as of 12-31-2020)

Style Analysis

Morningstar Style Box US Stock



Morningstar Style Box Non-US Stock



US Stock Funds

	Category	Super Sectors %			Asset Allocation %			Avg Mkt Cap M\$
		Cyclical	Defensive	Sensitive	Cash	US Stock	Foreign	
1	American Funds Invmt Co of Amer R6	23.07	29.94	47.00	11.69	76.71	11.31	73.81
2	Vanguard 500 Index Admiral	28.52	27.38	44.10	0.70	98.04	1.26	71.43
3	American Funds Growth Fund of Amer R6	27.07	21.94	51.00	7.92	81.05	10.37	50.19
4	American Funds Washington Mutual R6	25.88	30.98	43.14	5.07	86.70	7.96	92.42
5	Vanguard Mid-Cap Growth Index Admiral	30.52	19.89	49.61	0.78	98.00	1.22	11.59
6	American Century Mid Cap Value I	37.38	32.74	29.88	3.36	84.34	12.30	11.80
7	Carillon Eagle Small Cap Growth I	16.75	39.98	43.27	0.33	97.31	2.36	2.67
8	Vanguard Small Cap Value Index Admiral	52.21	15.83	31.94	1.59	97.41	1.00	2.79

Non-US Stock Funds

	Category	Super Sectors %			Regional Exposure %			Market Maturity %		
		Cyclical	Defensive	Sensitive	Americas	Greater Asia	Greater Europe	Developed	EM%	Avg Mkt Cap M\$
1	American Funds New World R6	38.15	23.00	38.86	34.09	40.35	25.58	60.64	39.36	20.17
2	Vanguard Developed Markets Index Admiral	37.18	27.61	35.23	9.09	37.90	53.02	99.07	0.93	30.79
3	Invesco Oppenheimer International Gr Y	23.21	31.00	45.78	13.26	25.86	60.87	94.66	5.34	15.13
4	Vanguard International Value Inv	33.27	21.85	44.88	7.63	37.88	54.50	89.21	10.79	33.22
5	American Funds New Perspective R6	35.61	24.35	40.04	59.55	13.28	27.16	95.76	4.24	55.05

Fixed Income Funds

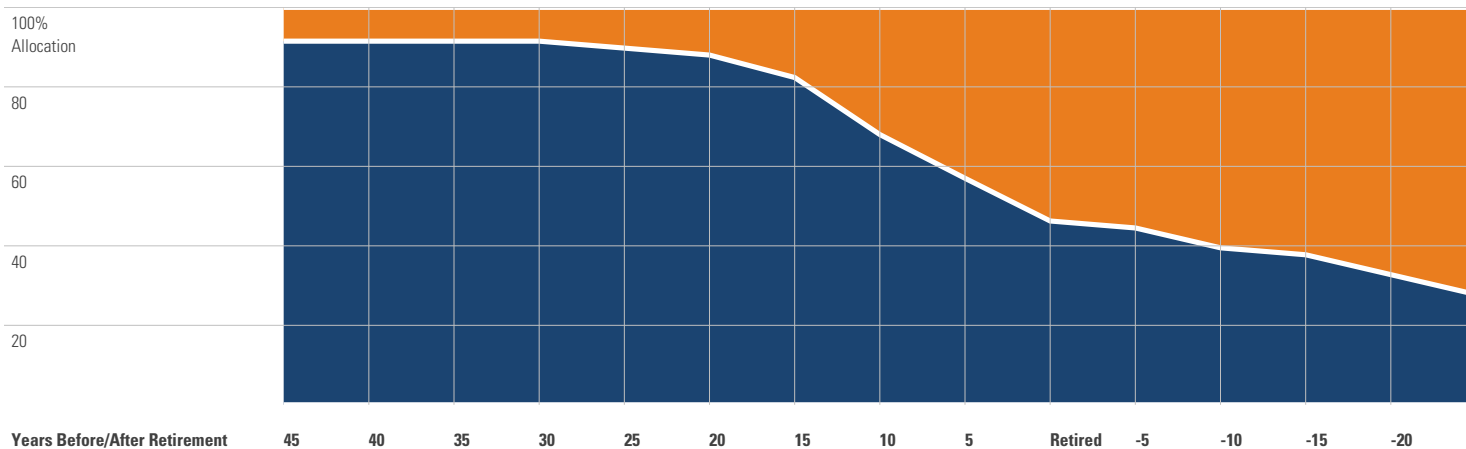
	Category	Super Sectors %				Avg Eff Duration	Credit Quality %		
		US Govt Debt	Mtg	US Credit	Non US		Inv Grade	Below Inv Grade	NR/NA
1	BlackRock High Yield Bond Instl	0.02	0.00	82.93	0.00	2.83	4.65	95.10	0.25
2	American Century Inflation Adjs Bond R5	86.76	0.52	3.04	0.00	7.85	101.19	0.48	-1.67
3	Vanguard Inter-Term Bond Index Adm	60.57	0.00	39.02	0.00	6.28	100.00	0.00	0.00
4	PIMCO Income I2	23.42	14.10	18.31	0.00	0.91	81.00	19.00	0.00
5	PIMCO Short-Term I2	22.37	5.89	31.68	0.00	0.97	91.00	9.00	0.00
6	PIMCO International Bond (USD-Hdg) I-2	34.33	8.25	8.29	0.00	7.96	93.00	7.00	0.00

THE SUNNYLANDS TRUST 403B PLAN

Target Date Analysis (Data as of 12-31-2020)

Target Date Allocation

● Stocks ● Cash ● Bonds ● Other



Target Date Portfolio Data

Asset Allocation %

	Total Stock	US Stock	Non-US Stock	Total Bond	Infl Prot Bond	HY Bond	Cash	Other	Avg Mkt Cap \$M
American Funds 2010 Trgt Date Retire R6	39.39	27.19	12.20	53.60	13.10	5.20	6.30	0.71	61.97
American Funds 2015 Trgt Date Retire R6	43.90	30.32	13.58	49.11	14.13	5.18	6.31	0.68	60.10
American Funds 2020 Trgt Date Retire R6	45.29	32.06	13.23	47.74	14.41	4.93	6.33	0.64	54.76
American Funds 2025 Trgt Date Retire R6	55.13	37.45	17.68	38.17	13.93	1.03	6.19	0.52	47.62
American Funds 2030 Trgt Date Retire R6	64.55	43.17	21.38	28.78	14.41	0.88	6.21	0.46	45.00
American Funds 2035 Trgt Date Retire R6	78.12	51.14	26.98	15.71	12.53	0.38	5.75	0.41	43.38
American Funds 2040 Trgt Date Retire R6	83.10	54.34	28.76	10.76	4.79	0.34	5.75	0.40	43.20
American Funds 2045 Trgt Date Retire R6	84.55	55.31	29.24	9.30	4.22	0.22	5.76	0.39	43.56
American Funds 2050 Trgt Date Retire R6	85.79	56.69	29.10	8.03	4.16	0.13	5.80	0.37	43.58
American Funds 2055 Trgt Date Retire R6	85.85	56.74	29.11	7.99	4.18	0.13	5.80	0.37	43.54
American Funds 2060 Trgt Date Retire R6	85.84	56.71	29.13	7.99	4.18	0.13	5.80	0.37	—
American Funds 2065 Trgt Date Retire R6	83.30	55.74	27.56	8.27	4.03	0.11	7.83	0.60	—