

SEACOAST UTILITY AUTHORITY MONEY

Screens Summary (Data as of 12-31-2020)

⊖ Fund Removed from Approved List ⚠ Fund on Watch List

Name	Ticker	Asset Class	Trailing Performance and Risk				Management			Style		Expense				
			1 Yr	3 Yr	5 Yr	10 Yr	Pass/ Fail	Std Dev 3 Yr %	Beta 3 Yr %	Tenure	Pass/ Fail	Style Box	Pass/ Fail	Exp Ratio	Pass/ Fail	
US Stock																
MFS Massachusetts Investors Tr R6 <i>percentile rank</i> <i># of funds in category</i>	MITJX	Large Blend	14.50 62 1,369	12.90 48 1,237	14.25 42 1,078	— — 817	✔	18.41	0.97	16.51	✔	☒	✖	0.38	✔	
Vanguard 500 Index Admiral <i>percentile rank</i> <i># of funds in category</i>	VFIAX	Large Blend Index	18.37 38 1,369	14.14 24 1,237	15.18 20 1,078	13.85 12 817	✔	18.80	1.00	4.68	✔	☒	✔	0.04	✔	
MFS Growth R6 <i>percentile rank</i> <i># of funds in category</i>	MFEKX	Large Growth	31.74 56 1,291	23.07 29 1,204	20.15 26 1,081	— — 796	✔	18.20	0.90	18.76	✔	☒	✔	0.57	✔	
Invesco Diversified Dividend R6 <i>percentile rank</i> <i># of funds in category</i>	LCEFX	Large Value	0.55 68 1,202	5.33 57 1,130	7.82 80 1,000	— — 717	✔	16.44	0.81	18.01	✔	☒	✔	0.42	✔	
MFS Mid Cap Growth R6 <i>percentile rank</i> <i># of funds in category</i>	OTCKX	Mid-Cap Growth	35.80 40 604	23.77 24 564	20.21 23 504	— — 383	✔	19.29	0.87	12.12	✔	☒	✔	0.70	✔	
⚠ Vanguard Selected Value Inv <i>percentile rank</i> <i># of funds in category</i>	VASVX	Mid-Cap Value	5.85 29 415	3.25 66 396	8.88 50 349	9.96 33 247	✔	27.51	1.19	15.86	✔	☒	✔	0.33	✔	
⚠ PGIM Jennison Small Company R6 <i>percentile rank</i> <i># of funds in category</i>	PJSQX	Small Growth	27.72 70 616	12.72 75 576	14.33 74 505	11.78 78 383	✔	27.55	1.05	7.10	✔	☒	✖	0.70	✔	
DFA US Small Cap Value I <i>percentile rank</i> <i># of funds in category</i>	DFSVX	Small Value	2.23 58 416	0.82 70 386	7.10 64 358	7.98 49 259	✔	28.96	1.09	8.85	✔	☒	✔	0.51	✔	
Non-US Stock																
Vanguard Emerging Mkts Stock Idx Adm <i>percentile rank</i> <i># of funds in category</i>	VEMAX	Diversified Emerging Mkts	15.24 58 797	5.80 44 697	11.70 51 597	3.12 56 279	✔	19.68	0.98	12.35	✔	☒	✔	0.14	✔	
American Funds Intl Gr and Inc R6 <i>percentile rank</i> <i># of funds in category</i>	RIGGX	Foreign Large Blend	8.20 55 780	5.84 19 674	8.99 20 584	6.06 21 383	✔	19.62	1.07	12.26	✔	☒	✔	0.54	✔	
⚠ Invesco Oppenheimer International Gr R6 <i>percentile rank</i> <i># of funds in category</i>	OIGIX	Foreign Large Growth	22.40 45 452	8.49 70 388	9.76 79 318	— — 234	✔	18.62	0.97	24.79	✔	☒	✔	0.69	✔	
DFA International Value I <i>percentile rank</i> <i># of funds in category</i>	DFIVX	Foreign Large Value	-2.14 73 353	-2.25 90 323	5.01 58 281	2.88 75 184	✔	23.30	1.25	10.85	✔	☒	✔	0.39	✔	
Vanguard Total World Stock Index Admiral <i>percentile rank</i> <i># of funds in category</i>	VTWAX	World Stock	16.69 40 869	— — 762	— — 636	— — 390	—	—	—	7.86	✔	☒	✔	0.10	✔	

SEACOAST UTILITY AUTHORITY MONEY

Screens Summary (Data as of 12-31-2020)

Fund Removed from Approved List
 Fund on Watch List

Name	Ticker	Asset Class	Trailing Performance and Risk				Management			Style		Expense			
			1 Yr	3 Yr	5 Yr	10 Yr	Pass/ Fail	Std Dev 3 Yr %	Beta 3 Yr %	Tenure	Pass/ Fail	Style Box	Pass/ Fail	Exp Ratio	Pass/ Fail
Alternative															
PIMCO Commodity Real Ret Strat Instl <i>percentile rank</i> <i># of funds in category</i>	PCRIX	Commodities Broad Basket	0.82 31 124	-0.81 24 106	2.80 24 95	-5.31 29 55		17.63	1.22	6.00		—	—	1.33	
Vanguard Real Estate Index Admiral <i>percentile rank</i> <i># of funds in category</i>	VGSLX	Real Estate	-4.65 44 248	4.96 41 225	5.65 38 199	8.68 31 144		18.90	0.94	24.65		—		0.12	
Fixed Income															
Eaton Vance Income Fund of Boston R6 <i>percentile rank</i> <i># of funds in category</i>	EIBRX	High Yield Bond	5.18 52 678	5.25 44 629	6.98 50 556	— — 352		8.63	0.90	6.16		—	—	0.66	
Vanguard Inflation-Protected Secs Adm <i>percentile rank</i> <i># of funds in category</i>	VAIPX	Inflation- Protected Bond	10.96 32 207	5.77 36 197	4.96 33 173	3.69 22 117		3.67	0.94	9.38		—	—	0.10	
Baird Aggregate Bond Instl <i>percentile rank</i> <i># of funds in category</i>	BAGIX	Intermediate- Term Bond	8.63 22 416	5.84 14 381	5.04 11 331	4.68 5 253		3.81	1.07	20.27			—	0.30	
PIMCO Income Instl <i>percentile rank</i> <i># of funds in category</i>	PIMIX	Multisector Bond	5.80 47 340	4.76 47 299	6.30 20 262	7.36 1 138		5.78	0.88	13.77		—	—	1.09	
Federated Hermes Govt Ultrashort R6 <i>percentile rank</i> <i># of funds in category</i>	FGULX	Ultrashort Bond	1.39 53 212	1.82 66 172	— — 134	— — 67		0.48	0.05	23.49		—	—	0.24	
Templeton Global Bond R6 <i>percentile rank</i> <i># of funds in category</i>	FBNRX	World Bond	-4.06 87 316	-0.53 93 269	1.56 89 240	— — 96		6.10	-0.49	19.01		—	—	0.56	
Target Date															
Vanguard Target Retirement 2025 Inv <i>percentile rank</i> <i># of funds in category</i>	VTTVX	Target Date	13.30 40 214	8.73 27 187	9.88 27 151	8.54 13 87		11.60	1.04	7.86		—		0.13	
Vanguard Target Retirement 2030 Inv <i>percentile rank</i> <i># of funds in category</i>	VTHRX	Target Date	14.10 38 224	9.16 29 197	10.51 33 158	9.04 18 89		12.98	1.00	7.86		—		0.14	
Vanguard Target Retirement 2035 Inv <i>percentile rank</i> <i># of funds in category</i>	VTTX	Target Date	14.79 43 207	9.50 37 184	11.11 34 148	9.51 17 84		14.36	0.96	7.86		—		0.14	
Vanguard Target Retirement 2040 Inv <i>percentile rank</i> <i># of funds in category</i>	VFORX	Target Date	15.47 40 218	9.85 36 197	11.71 30 158	9.90 18 89		15.74	0.95	7.86		—		0.14	

SEACOAST UTILITY AUTHORITY MONEY

Screens Summary (Data as of 12-31-2020)

⊖ Fund Removed from Approved List
 ! Fund on Watch List

Name	Ticker	Asset Class	Trailing Performance and Risk				Management			Style		Expense			
			1 Yr	3 Yr	5 Yr	10 Yr	Pass/ Fail	Std Dev 3 Yr %	Beta 3 Yr %	Tenure	Pass/ Fail	Style Box	Pass/ Fail	Exp Ratio	Pass/ Fail
Vanguard Target Retirement 2045 Inv	VTIVX	Target Date	16.30	10.20	12.09	10.09	✔	16.98	0.97	7.86	✔	—	✔	0.15	✔
<i>percentile rank</i>			36	32	28	17									
<i># of funds in category</i>			207	184	148	83									
Vanguard Target Retirement 2050 Inv	VFIFX	Target Date	16.39	10.24	12.10	10.09	✔	16.99	0.96	7.86	✔	—	✔	0.15	✔
<i>percentile rank</i>			37	35	30	24									
<i># of funds in category</i>			217	196	157	78									
Vanguard Target Retirement 2055 Inv	VFFVX	Target Date	16.32	10.22	12.09	10.10	✔	16.98	0.95	7.86	✔	—	✔	0.15	✔
<i>percentile rank</i>			41	36	36	24									
<i># of funds in category</i>			207	184	145	44									
Vanguard Target Retirement 2060 Inv	VTTSX	Target Date	16.32	10.22	12.08	—	✔	16.97	0.95	7.86	✔	—	✔	0.15	✔
<i>percentile rank</i>			42	40	46	—									
<i># of funds in category</i>			257	181	93	—									
Vanguard Target Retirement 2065 Inv	VLVXX	Target Date	16.17	10.15	—	—	✔	16.99	0.95	3.47	✔	—	✔	0.15	✔
<i>percentile rank</i>			47	43	—	—									
<i># of funds in category</i>			257	181	93	—									
Vanguard Target Retirement Income Inv	VTINX	Target Date	10.02	6.86	6.86	5.88	✔	6.22	0.84	7.86	✔	—	✔	0.12	✔
<i>percentile rank</i>			36	25	35	20									
<i># of funds in category</i>			168	148	126	84									

Balanced

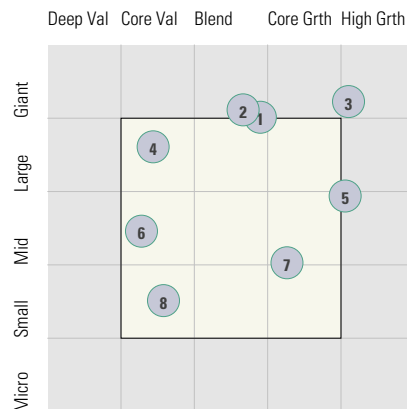
American Funds American Balanced R6	RLBGX	Moderate Allocation	11.22	9.07	10.36	10.27	✔	10.98	0.94	22.01	✔	—	✔	0.26	✔
<i>percentile rank</i>			57	32	21	5									
<i># of funds in category</i>			673	636	576	414									

SEACOAST UTILITY AUTHORITY MONEY

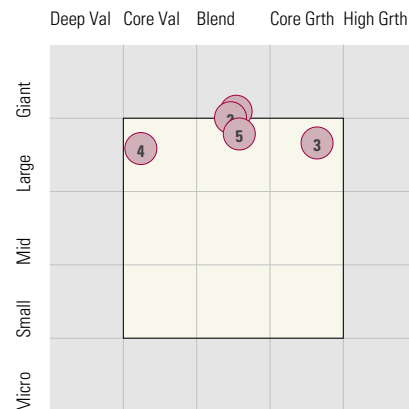
Style Analysis (Data as of 12-31-2020)

Style Analysis

Morningstar Style Box US Stock



Morningstar Style Box Non-US Stock



US Stock Funds

	Category	Super Sectors %			Asset Allocation %			Avg Mkt Cap M\$	
		Cyclical	Defensive	Sensitive	Cash	US Stock	Foreign		
1	MFS Massachusetts Investors Tr R6	Large Blend	29.94	27.49	42.56	0.96	92.25	6.80	56.60
2	Vanguard 500 Index Admiral	Large Blend Index	28.52	27.38	44.10	0.70	98.04	1.26	71.43
3	MFS Growth R6	Large Growth	29.78	17.03	53.20	2.71	95.39	1.91	50.98
4	Invesco Diversified Dividend R6	Large Value	23.88	52.61	23.51	4.52	76.96	18.52	28.04
5	MFS Mid Cap Growth R6	Mid-Cap Growth	28.52	16.60	54.89	1.86	91.03	7.11	10.33
6	Vanguard Selected Value Inv	Mid-Cap Value	44.45	10.62	44.94	7.15	81.73	11.10	9.77
7	PGIM Jennison Small Company R6	Small Growth	39.55	26.42	34.03	4.92	89.74	5.34	2.55
8	DFA US Small Cap Value I	Small Value	47.30	9.27	43.42	1.29	96.81	1.90	1.30

Non-US Stock Funds

	Category	Super Sectors %			Regional Exposure %			Market Maturity %			
		Cyclical	Defensive	Sensitive	Americas	Greater Asia	Greater Europe	Developed	EM%	Avg Mkt Cap M\$	
1	Vanguard Emerging Mkts Stock Idx Adm	Diversified Emerging Mkts	47.65	13.58	38.76	9.29	76.58	14.14	19.77	80.23	18.95
2	American Funds Intl Gr and Inc R6	Foreign Large Blend	36.51	29.82	33.67	11.85	32.83	55.32	83.01	16.99	28.99
3	Invesco Oppenheimer International Gr R6	Foreign Large Growth	23.21	31.00	45.78	13.26	25.86	60.87	94.66	5.34	15.13
4	DFA International Value I	Foreign Large Value	61.05	10.45	28.50	9.75	33.12	57.13	99.70	0.30	28.46
5	Vanguard Total World Stock Index Admiral	World Stock	34.30	25.54	40.17	59.16	20.82	20.02	91.17	8.83	-

Fixed Income Funds

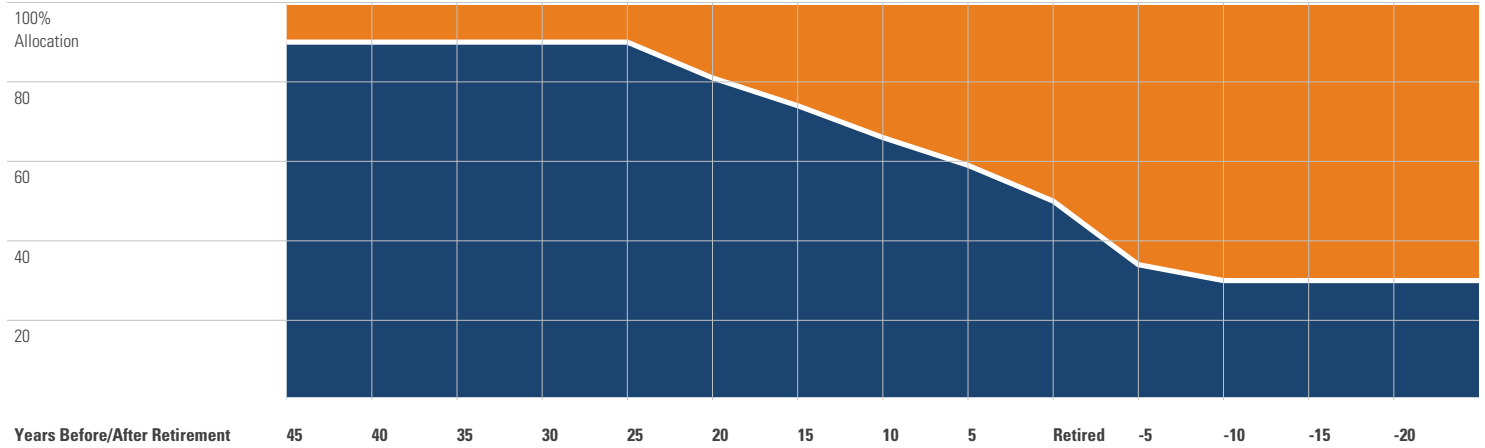
	Category	Super Sectors %				Other Stats		Credit Quality %		
		US Govt Debt	Mtg	US Credit	Non US	Avg Eff Duration	Inv Grade	Below Inv Grade	NR/NA	
1	Eaton Vance Income Fund of Boston R6	High Yield Bond	0.00	0.00	88.06	0.00	2.55	8.04	89.77	2.19
2	Vanguard Inflation-Protected Secs Adm	Inflation-Protected Bond	99.97	0.00	0.00	0.00	7.26	100.00	0.00	0.00
3	Baird Aggregate Bond Inst	Intermediate-Term Bond	22.40	26.93	42.38	0.00	5.69	99.40	0.60	0.00
4	PIMCO Income Instl	Multisector Bond	23.42	14.10	18.31	0.00	0.91	81.00	19.00	0.00
5	Federated Hermes Govt Ultrashort R6	Ultrashort Bond	15.26	56.99	0.00	0.00	0.38	100.00	0.00	0.00
6	Templeton Global Bond R6	World Bond	82.53	0.00	0.06	0.00	-1.01	85.16	17.29	-2.44

SEACOAST UTILITY AUTHORITY MONEY

Target Date Analysis (Data as of 12-31-2020)

Target Date Allocation

● Stocks ● Cash ● Bonds ● Other



Target Date Portfolio Data

Asset Allocation %

	Total Stock	US Stock	Non-US Stock	Total Bond	Infl Prot Bond	HY Bond	Cash	Other	Avg Mkt Cap \$M
Vanguard Target Retirement 2025 Inv	59.48	35.39	24.09	38.75	0.02	0.00	1.51	0.25	33.17
Vanguard Target Retirement 2030 Inv	66.87	39.79	27.08	31.41	0.00	0.00	1.51	0.22	33.19
Vanguard Target Retirement 2035 Inv	74.26	44.20	30.06	24.05	0.00	0.00	1.52	0.18	33.13
Vanguard Target Retirement 2040 Inv	81.62	48.77	32.85	16.68	0.00	0.00	1.55	0.14	33.06
Vanguard Target Retirement 2045 Inv	88.73	53.06	35.67	9.64	0.00	0.00	1.52	0.10	33.07
Vanguard Target Retirement 2050 Inv	88.47	52.85	35.62	9.81	0.00	0.00	1.61	0.10	33.08
Vanguard Target Retirement 2055 Inv	88.32	52.70	35.62	9.81	0.00	0.00	1.76	0.10	33.04
Vanguard Target Retirement 2060 Inv	88.23	52.39	35.84	9.81	0.00	0.00	1.85	0.10	33.03
Vanguard Target Retirement 2065 Inv	88.69	52.80	35.89	9.82	0.00	0.00	1.39	0.10	—
Vanguard Target Retirement Income Inv	29.88	17.59	12.29	67.31	21.76	0.00	2.48	0.31	33.08