

SAGINAW CONTROL AND ENGINEERING INC

Screens Summary (Data as of 12-31-2020)

Fund Removed from Approved List

Fund on Watch List

Name	Ticker	Asset Class	Trailing Performance and Risk				Management			Style		Expense				
			1 Yr	3 Yr	5 Yr	10 Yr	Pass/ Fail	Std Dev 3 Yr %	Beta 3 Yr %	Tenure	Pass/ Fail	Style Box	Pass/ Fail	Exp Ratio	Pass/ Fail	
US Stock																
American Funds Invmt Co of Amer R6 <i>percentile rank</i> <i># of funds in category</i>	RICGX	Large Blend	14.85 61 1,369	10.39 74 1,237	13.17 62 1,078	12.09 64 817		17.44	0.92	28.85				0.27		
State St Russell Lg Cap Gr® Indx NL Cl C <i>percentile rank</i> <i># of funds in category</i>		Large Growth	38.45 33 1,291	22.92 31 1,204	20.93 18 1,081	17.16 18 796		19.90	1.00	21.52				0.04		
State St Russell Lg Cp Val® Indx NL Cl C <i>percentile rank</i> <i># of funds in category</i>		Large Value	3.01 46 1,202	6.14 44 1,130	9.78 41 1,000	10.52 32 717		19.87	1.00	21.86				0.04		
ClearBridge Mid Cap IS <i>percentile rank</i> <i># of funds in category</i>	LSIRX	Mid-Cap Blend	16.59 25 407	10.79 26 374	10.89 57 309	11.43 23 215		22.37	1.00	15.65				0.75		
State St Russell Sm Cap® Gr Indx NL Cl C <i>percentile rank</i> <i># of funds in category</i>		Small Growth	34.14 56 616	15.99 60 576	16.20 62 505	13.37 57 383		25.45	1.00	11.33				0.05		
State St Russell Sm Cp® Val Indx NL Cl C <i>percentile rank</i> <i># of funds in category</i>		Small Value	5.09 36 416	3.85 25 386	9.71 21 358	8.67 32 259		26.29	0.99	11.33				0.05		
Non-US Stock																
Vanguard Emerging Mkts Stock Idx Adm <i>percentile rank</i> <i># of funds in category</i>	VEMAX	Diversified Emerging Mkts	15.24 58 797	5.80 44 697	11.70 51 597	3.12 56 279		19.68	0.98	12.35				0.14		
American Funds Europacific Growth R6 <i>percentile rank</i> <i># of funds in category</i>	REGX	Foreign Large Blend	25.27 33 452	10.74 43 388	12.47 38 318	8.14 36 234		19.13	1.02	19.60				0.46		
Vanguard Developed Markets Index Admiral <i>percentile rank</i> <i># of funds in category</i>	VTMGX	Foreign Large Blend Index	10.26 40 780	4.81 41 674	8.31 34 584	5.92 27 383		18.86	1.02	7.86				0.07		
Alternative																
Vanguard Real Estate Index Admiral <i>percentile rank</i> <i># of funds in category</i>	VGSLX	Real Estate	-4.65 44 248	4.96 41 225	5.65 38 199	8.68 31 144		18.90	0.94	24.65		—		0.12		
Fixed Income																
Western Asset Core Plus Bond IS <i>percentile rank</i> <i># of funds in category</i>	WAPSX	Core Plus Bond	9.51 22 602	6.62 8 543	6.31 5 464	5.45 4 343		5.34	1.21	14.01		—	—	0.42		

SAGINAW CONTROL AND ENGINEERING INC

Screens Summary (Data as of 12-31-2020)


⊖ Fund Removed from Approved List ⚠ Fund on Watch List

Name	Ticker	Asset Class	Trailing Performance and Risk				Management			Style		Expense			
			1 Yr	3 Yr	5 Yr	10 Yr	Pass/ Fail	Std Dev 3 Yr %	Beta 3 Yr %	Tenure	Pass/ Fail	Style Box	Pass/ Fail	Exp Ratio	Pass/ Fail
Vanguard Inflation-Protected Secs Adm <i>percentile rank</i> <i># of funds in category</i>	VAIPX	Inflation-Protected Bond	10.96 32 207	5.77 36 197	4.96 33 173	3.69 22 117	✔	3.67	0.94	9.38	✔	—	—	0.10	✔
Western Asset Core Bond IS <i>percentile rank</i> <i># of funds in category</i>	WACSX	Intermediate-Term Bond	9.13 14 416	6.22 5 381	5.60 2 331	4.92 1 253	✔	4.07	1.05	14.02	✔	☒	—	0.42	✔
Federated Hermes Govt Ultrashort R6 <i>percentile rank</i> <i># of funds in category</i>	FGULX	Ultrashort Bond	1.39 53 212	1.82 66 172	— — 134	— — 67	✔	0.48	0.05	23.49	✔	—	—	0.24	✔




















Target Date															
American Funds 2010 Trgt Date Retire R6 <i>percentile rank</i> <i># of funds in category</i>	RFTTX	Target Date	9.25 85 119	6.65 64 88	7.55 46 75	6.99 5 52	✔	7.37	0.91	9.01	✔	—	✔	0.30	✔
American Funds 2015 Trgt Date Retire R6 <i>percentile rank</i> <i># of funds in category</i>	RFJTX	Target Date	9.96 76 118	7.13 59 97	8.01 41 74	7.49 5 44	✔	8.14	0.91	9.01	✔	—	✔	0.30	✔
American Funds 2020 Trgt Date Retire R6 <i>percentile rank</i> <i># of funds in category</i>	RRCTX	Target Date	10.99 62 178	7.68 49 157	8.57 51 118	8.14 3 72	✔	8.60	0.87	9.01	✔	—	✔	0.31	✔
American Funds 2025 Trgt Date Retire R6 <i>percentile rank</i> <i># of funds in category</i>	RFDTX	Target Date	13.67 27 214	8.95 18 187	9.87 27 151	9.25 1 87	✔	10.18	0.90	9.01	✔	—	✔	0.33	✔
American Funds 2030 Trgt Date Retire R6 <i>percentile rank</i> <i># of funds in category</i>	RFETX	Target Date	15.16 17 224	9.84 11 197	11.06 15 158	10.08 1 89	✔	12.06	0.93	9.01	✔	—	✔	0.35	✔
American Funds 2035 Trgt Date Retire R6 <i>percentile rank</i> <i># of funds in category</i>	RFFTX	Target Date	17.55 5 207	11.19 1 184	12.44 1 148	10.77 1 84	✔	14.51	0.97	9.01	✔	—	✖	0.37	✔
American Funds 2040 Trgt Date Retire R6 <i>percentile rank</i> <i># of funds in category</i>	RF GTX	Target Date	18.77 4 218	11.76 1 197	12.99 1 158	11.09 1 89	✔	15.59	0.94	9.01	✔	—	✔	0.38	✔
American Funds 2045 Trgt Date Retire R6 <i>percentile rank</i> <i># of funds in category</i>	RFHTX	Target Date	19.21 4 207	11.96 1 184	13.22 1 148	11.21 1 83	✔	15.92	0.91	9.01	✔	—	✔	0.39	✔
American Funds 2050 Trgt Date Retire R6 <i>percentile rank</i> <i># of funds in category</i>	RFITX	Target Date	19.42 6 217	12.12 1 196	13.36 1 157	11.29 1 78	✔	16.15	0.90	9.01	✔	—	✔	0.39	✔
American Funds 2055 Trgt Date Retire R6 <i>percentile rank</i> <i># of funds in category</i>	RFKTX	Target Date	19.39 5 207	12.11 1 184	13.35 1 145	11.27 1 44	✔	16.15	0.90	9.01	✔	—	✔	0.39	✔
American Funds 2060 Trgt Date Retire R6 <i>percentile rank</i> <i># of funds in category</i>	RFUTX	Target Date	19.44 4 257	12.11 1 181	13.35 1 93	— — —	✔	16.12	0.90	5.77	✔	—	✔	0.40	✔

SAGINAW CONTROL AND ENGINEERING INC

Screens Summary (Data as of 12-31-2020)

 Fund Removed from Approved List

 Fund on Watch List

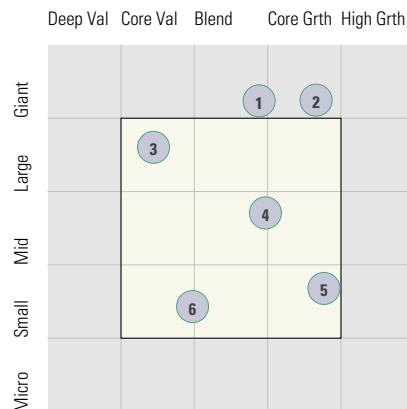
Name	Ticker	Asset Class	Trailing Performance and Risk				Management			Style		Expense				
			1 Yr	3 Yr	5 Yr	10 Yr	Pass/ Fail	Std Dev 3 Yr %	Beta 3 Yr %	Tenure	Pass/ Fail	Style Box	Pass/ Fail	Exp Ratio	Pass/ Fail	
American Funds 2065 Trgt Date Retire R6 <i>percentile rank</i> <i># of funds in category</i>	RFVTX	Target Date	—	—	—	—	—	—	—	1.00		—		0.40		
			—	—	—	—										
			257	181	93	—										
Balanced																
Vanguard LifeStrategy Cnsv Gr Inv <i>percentile rank</i> <i># of funds in category</i>	VSCGX	Target Risk	11.51	7.78	8.03	6.65		7.92	1.01	26.27		—		0.12		
			27	17	17	25										
			549	524	462	280										
Vanguard LifeStrategy Growth Inv <i>percentile rank</i> <i># of funds in category</i>	VASGX	Target Risk	15.45	9.79	11.32	9.38		15.14	1.03	26.27		—		0.14		
			27	23	18	20										
			325	308	279	188										
Vanguard LifeStrategy Income Inv <i>percentile rank</i> <i># of funds in category</i>	VASIX	Target Risk	9.13	6.56	6.24	5.17		4.74	0.96	26.27		—		0.11		
			27	14	30	34										
			177	166	149	93										
Vanguard LifeStrategy Moderate Gr Inv <i>percentile rank</i> <i># of funds in category</i>	VSMGX	Target Risk	13.59	8.84	9.71	8.11		11.49	0.99	26.27		—		0.13		
			36	36	36	45										
			673	636	576	414										

SAGINAW CONTROL AND ENGINEERING INC

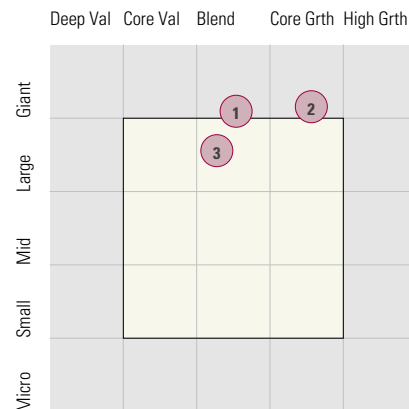
Style Analysis (Data as of 12-31-2020)

Style Analysis

Morningstar Style Box US Stock



Morningstar Style Box Non-US Stock



US Stock Funds

Fund	Category	Super Sectors %			Asset Allocation %			Avg Mkt Cap M\$
		Cyclical	Defensive	Sensitive	Cash	US Stock	Foreign	
1 American Funds Invmt Co of Amer R6	Large Blend	23.07	29.94	47.00	11.69	76.71	11.31	73.81
2 State St Russell Lg Cap Gr® Indx NL CI C	Large Growth	25.17	20.09	54.73	1.05	98.79	0.16	49.99
3 State St Russell Lg Cp Val® Indx NL CI C	Large Value	35.10	34.31	30.58	1.40	96.07	2.49	51.12
4 ClearBridge Mid Cap IS	Mid-Cap Blend	35.54	22.91	41.55	2.21	93.83	3.96	7.08
5 State St Russell Sm Cap® Gr Indx NL CI C	Small Growth	20.81	40.35	38.85	0.60	98.69	0.71	1.57
6 State St Russell Sm Cp® Val Indx NL CI C	Small Value	51.87	17.76	30.36	0.95	98.00	1.05	1.32

Non-US Stock Funds

Fund	Category	Super Sectors %			Regional Exposure %			Market Maturity %		
		Cyclical	Defensive	Sensitive	Americas	Greater Asia	Greater Europe	Developed	EM%	Avg Mkt Cap M\$
1 Vanguard Emerging Mkts Stock Idx Adm	Diversified Emerging Mkts	47.65	13.58	38.76	9.29	76.58	14.14	19.77	80.23	18.95
2 American Funds Europacific Growth R6	Foreign Large Blend	38.16	26.01	35.83	9.53	46.78	43.69	72.93	27.07	39.57
3 Vanguard Developed Markets Index Admiral	Foreign Large Blend Index	37.18	27.61	35.23	9.09	37.90	53.02	99.07	0.93	30.79

Fixed Income Funds

Fund	Category	Super Sectors %				Other Stats	Credit Quality %		
		US Govt Debt	Mtg	US Credit	Non US		Avg Eff Duration	Inv Grade	Below Inv Grade
1 Western Asset Core Plus Bond IS	Core Plus Bond	15.38	24.94	22.69	0.00	5.71	90.19	9.38	0.43
2 Vanguard Inflation-Protected Secs Adm	Inflation-Protected Bond	99.97	0.00	0.00	0.00	7.26	100.00	0.00	0.00
3 Western Asset Core Bond IS	Intermediate-Term Bond	20.77	41.10	30.44	0.00	4.85	101.65	0.26	-1.91
4 Federated Hermes Govt Ultrashort R6	Ultrashort Bond	15.26	56.99	0.00	0.00	0.38	100.00	0.00	0.00

SAGINAW CONTROL AND ENGINEERING INC

Target Date Analysis (Data as of 12-31-2020)

Target Date Allocation

● Stocks ● Cash ● Bonds ● Other



Target Date Portfolio Data

Asset Allocation %

	Total Stock	US Stock	Non-US Stock	Total Bond	Infl Prot Bond	HY Bond	Cash	Other	Avg Mkt Cap \$M
American Funds 2010 Trgt Date Retire R6	39.39	27.19	12.20	53.60	13.10	5.20	6.30	0.71	61.97
American Funds 2015 Trgt Date Retire R6	43.90	30.32	13.58	49.11	14.13	5.18	6.31	0.68	60.10
American Funds 2020 Trgt Date Retire R6	45.29	32.06	13.23	47.74	14.41	4.93	6.33	0.64	54.76
American Funds 2025 Trgt Date Retire R6	55.13	37.45	17.68	38.17	13.93	1.03	6.19	0.52	47.62
American Funds 2030 Trgt Date Retire R6	64.55	43.17	21.38	28.78	14.41	0.88	6.21	0.46	45.00
American Funds 2035 Trgt Date Retire R6	78.12	51.14	26.98	15.71	12.53	0.38	5.75	0.41	43.38
American Funds 2040 Trgt Date Retire R6	83.10	54.34	28.76	10.76	4.79	0.34	5.75	0.40	43.20
American Funds 2045 Trgt Date Retire R6	84.55	55.31	29.24	9.30	4.22	0.22	5.76	0.39	43.56
American Funds 2050 Trgt Date Retire R6	85.79	56.69	29.10	8.03	4.16	0.13	5.80	0.37	43.58
American Funds 2055 Trgt Date Retire R6	85.85	56.74	29.11	7.99	4.18	0.13	5.80	0.37	43.54
American Funds 2060 Trgt Date Retire R6	85.84	56.71	29.13	7.99	4.18	0.13	5.80	0.37	—
American Funds 2065 Trgt Date Retire R6	83.30	55.74	27.56	8.27	4.03	0.11	7.83	0.60	—