

**EMPLOYEES RETIREMENT PLAN**


## Screens Summary (Data as of 12-31-2020)

 Fund Removed from Approved List
  Fund on Watch List











Name	Ticker	Asset Class	Trailing Performance and Risk				Management			Style		Expense				
			1 Yr	3 Yr	5 Yr	10 Yr	Pass/ Fail	Std Dev 3 Yr %	Beta 3 Yr %	Tenure	Pass/ Fail	Style Box	Pass/ Fail	Exp Ratio	Pass/ Fail	
<b>US Stock</b>																
Vanguard 500 Index Admiral	VFIAX	Large Blend Index	18.37	14.14	15.18	13.85		18.80	1.00	4.68				0.04		
<i>percentile rank</i>			38	24	20	12										
<i># of funds in category</i>			1,369	1,237	1,078	817										
Vanguard Growth Index Admiral	VIGAX	Large Growth	40.19	22.97	20.32	16.67		20.09	1.01	26.02				0.05		
<i>percentile rank</i>			28	30	24	25										
<i># of funds in category</i>			1,291	1,204	1,081	796										
Vanguard Value Index Adm	VVIAX	Large Value	2.29	6.77	10.75	11.22		18.92	0.95	26.02				0.05		
<i>percentile rank</i>			53	35	25	16										
<i># of funds in category</i>			1,202	1,130	1,000	717										
Vanguard Mid Cap Index Admiral	VIMAX	Mid-Cap Blend	18.24	12.04	13.28	12.40		21.69	0.98	22.63				0.05		
<i>percentile rank</i>			17	15	19	11										
<i># of funds in category</i>			407	374	309	215										
Vanguard Small Cap Growth Index Admiral	VSGAX	Small Growth	35.28	19.21	17.99	—		24.16	0.94	16.01				0.07		
<i>percentile rank</i>			52	44	45	—										
<i># of funds in category</i>			616	576	505	383										
Vanguard Small Cap Value Index Admiral	VSIX	Small Value	5.85	4.48	9.73	—		25.82	0.97	4.68				0.07		
<i>percentile rank</i>			32	20	20	—										
<i># of funds in category</i>			416	386	358	259										
<b>Non-US Stock</b>																
JPMorgan Emerging Markets Equity R6	JEMWX	Diversified Emerging Mkts	35.00	14.53	19.49	—		20.83	1.01	15.34				0.79		
<i>percentile rank</i>			8	4	2	—										
<i># of funds in category</i>			797	697	597	279										
American Funds Europacific Growth R6	REGGX	Foreign Large Blend	25.27	10.74	12.47	8.14		19.13	1.02	19.60				0.46		
<i>percentile rank</i>			33	43	38	36										
<i># of funds in category</i>			452	388	318	234										
Vanguard Developed Markets Index Admiral	VTMGX	Foreign Large Blend Index	10.26	4.81	8.31	5.92		18.86	1.02	7.86				0.07		
<i>percentile rank</i>			40	41	34	27										
<i># of funds in category</i>			780	674	584	383										
<b>Alternative</b>																
Vanguard Real Estate Index Admiral	VGSLX	Real Estate	-4.65	4.96	5.65	8.68		18.90	0.94	24.65		—		0.12		
<i>percentile rank</i>			44	41	38	31										
<i># of funds in category</i>			248	225	199	144										
<b>Fixed Income</b>																
BlackRock Inflation Protected Bond K	BPLBX	Inflation-Protected Bond	11.85	5.94	5.05	3.57		4.12	1.05	3.88		—	—	0.60		
<i>percentile rank</i>			14	21	26	30										
<i># of funds in category</i>			207	197	173	117										

**EMPLOYEES RETIREMENT PLAN**

## Screens Summary (Data as of 12-31-2020)

 Fund Removed from Approved List

 Fund on Watch List

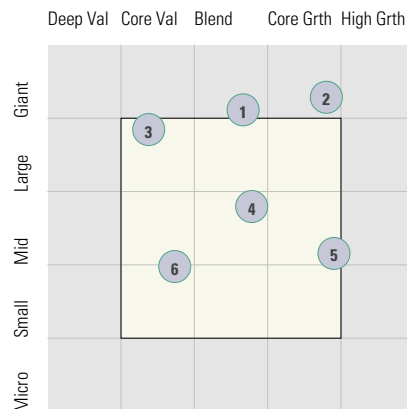
Name	Ticker	Asset Class	Trailing Performance and Risk				Management			Style		Expense			
			1 Yr	3 Yr	5 Yr	10 Yr	Pass/ Fail	Std Dev 3 Yr %	Beta 3 Yr %	Tenure	Pass/ Fail	Style Box	Pass/ Fail	Exp Ratio	Pass/ Fail
Vanguard Interm-Term Bond Index Adm	VBILX	Intermediate-Term Bond	9.79	6.49	5.22	4.80		4.03	1.16	12.69			—	0.07	
<i>percentile rank</i>			<i>6</i>	<i>2</i>	<i>7</i>	<i>2</i>									
<i># of funds in category</i>			<i>416</i>	<i>381</i>	<i>331</i>	<i>253</i>									
PIMCO Income Instl	PIMIX	Multisector Bond	5.80	4.76	6.30	7.36		5.78	0.88	13.77		—	—	1.09	
<i>percentile rank</i>			<i>47</i>	<i>47</i>	<i>20</i>	<i>1</i>									
<i># of funds in category</i>			<i>340</i>	<i>299</i>	<i>262</i>	<i>138</i>									
Federated Hermes Govt Ultrashort IS	FGUSX	Ultrashort Bond	1.48	1.83	1.39	0.84		0.47	0.05	23.49		—	—	0.26	
<i>percentile rank</i>			<i>50</i>	<i>65</i>	<i>81</i>	<i>78</i>									
<i># of funds in category</i>			<i>212</i>	<i>172</i>	<i>134</i>	<i>67</i>									

# EMPLOYEES RETIREMENT PLAN

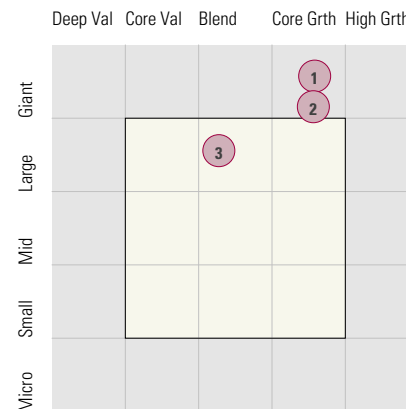
## Style Analysis (Data as of 12-31-2020)

### Style Analysis

Morningstar Style Box US Stock



Morningstar Style Box Non-US Stock



**US Stock Funds**

Fund	Category	Super Sectors %			Asset Allocation %			Avg Mkt Cap M\$
		Cyclical	Defensive	Sensitive	Cash	US Stock	Foreign	
1 Vanguard 500 Index Admiral	Large Blend Index	28.52	27.38	44.10	0.70	98.04	1.26	71.43
2 Vanguard Growth Index Admiral	Large Growth	31.78	12.38	55.84	0.35	98.68	0.97	52.79
3 Vanguard Value Index Adm	Large Value	26.00	43.79	30.22	0.34	98.07	1.59	74.71
4 Vanguard Mid Cap Index Admiral	Mid-Cap Blend	36.74	25.14	38.10	0.03	97.31	2.65	10.75
5 Vanguard Small Cap Growth Index Admiral	Small Growth	27.21	25.30	47.51	1.87	97.57	0.56	2.95
6 Vanguard Small Cap Value Index Admiral	Small Value	52.21	15.83	31.94	1.59	97.41	1.00	2.79

**Non-US Stock Funds**

Fund	Category	Super Sectors %			Regional Exposure %			Market Maturity %		
		Cyclical	Defensive	Sensitive	Americas	Greater Asia	Greater Europe	Developed	EM%	Avg Mkt Cap M\$
1 JPMorgan Emerging Markets Equity R6	Diversified Emerging Mkts	50.82	20.07	29.10	16.84	74.58	8.58	31.23	68.77	21.94
2 American Funds Europacific Growth R6	Foreign Large Blend	38.16	26.01	35.83	9.53	46.78	43.69	72.93	27.07	39.57
3 Vanguard Developed Markets Index Admiral	Foreign Large Blend Index	37.18	27.61	35.23	9.09	37.90	53.02	99.07	0.93	30.79

**Fixed Income Funds**

Fund	Category	Super Sectors %				Other Stats	Credit Quality %		
		US Govt Debt	Mtg	US Credit	Non US		Avg Eff Duration	Inv Grade	Below Inv Grade
1 BlackRock Inflation Protected Bond K	Inflation-Protected Bond	95.14	0.34	1.52	0.00	6.90	99.78	0.22	0.00
2 Vanguard Inter-Term Bond Index Adm	Intermediate-Term Bond	60.57	0.00	39.02	0.00	6.28	100.00	0.00	0.00
3 PIMCO Income Instl	Multisector Bond	23.42	14.10	18.31	0.00	0.91	81.00	19.00	0.00
4 Federated Hermes Govt Ultrashort IS	Ultrashort Bond	15.26	56.99	0.00	0.00	0.38	100.00	0.00	0.00