

WEINER LAW GROUP LLP 401K SAVINGS

Screens Summary (Data as of 12-31-2020)

⊖ Fund Removed from Approved List ⚠ Fund on Watch List

Name	Ticker	Asset Class	Trailing Performance and Risk				Management			Style		Expense				
			1 Yr	3 Yr	5 Yr	10 Yr	Pass/ Fail	Std Dev 3 Yr %	Beta 3 Yr %	Tenure	Pass/ Fail	Style Box	Pass/ Fail	Exp Ratio	Pass/ Fail	
US Stock																
JPMorgan US Equity R6 <i>percentile rank</i> <i># of funds in category</i>	JUEMX	Large Blend	26.74 3 1,369	16.43 3 1,237	16.33 4 1,078	14.48 3 817	✔	19.62	1.04	6.38	✔	⊠	✖	0.44	✔	
Vanguard 500 Index Admiral <i>percentile rank</i> <i># of funds in category</i>	VFIAX	Large Blend Index	18.37 38 1,369	14.14 24 1,237	15.18 20 1,078	13.85 12 817	✔	18.80	1.00	4.68	✔	⊠	✔	0.04	✔	
American Century Ultra® R6 <i>percentile rank</i> <i># of funds in category</i>	AULDX	Large Growth	50.29 12 1,291	27.05 10 1,204	23.24 8 1,081	– – 796	✔	21.88	1.09	12.03	✔	⊠	✔	0.62	✔	
Vanguard Value Index Adm <i>percentile rank</i> <i># of funds in category</i>	VVIAX	Large Value	2.29 53 1,202	6.77 35 1,130	10.75 25 1,000	11.22 16 717	✔	18.92	0.95	26.02	✔	⊠	✔	0.05	✔	
Vanguard Mid-Cap Growth Index Admiral <i>percentile rank</i> <i># of funds in category</i>	VMGMX	Mid-Cap Growth	34.48 44 604	19.33 49 564	17.18 53 504	– – 383	✔	21.29	0.97	7.86	✔	⊠	✔	0.07	✔	
Vanguard Mid-Cap Value Index Admiral <i>percentile rank</i> <i># of funds in category</i>	VMVAX	Mid-Cap Value	2.54 55 415	4.75 39 396	9.17 43 349	– – 247	✔	22.68	0.98	14.38	✔	⊠	✔	0.07	✔	
Vanguard Small Cap Growth Index Admiral <i>percentile rank</i> <i># of funds in category</i>	VSGAX	Small Growth	35.28 52 616	19.21 44 576	17.99 45 505	– – 383	✔	24.16	0.94	16.01	✔	⊠	✖	0.07	✔	
Vanguard Small Cap Value Index Admiral <i>percentile rank</i> <i># of funds in category</i>	VSIAX	Small Value	5.85 32 416	4.48 20 386	9.73 20 358	– – 259	✔	25.82	0.97	4.68	✔	⊠	✖	0.07	✔	
Non-US Stock																
Vanguard Emerging Mkts Stock Idx Adm <i>percentile rank</i> <i># of funds in category</i>	VEMAX	Diversified Emerging Mkts	15.24 58 797	5.80 44 697	11.70 51 597	3.12 56 279	✔	19.68	0.98	12.35	✔	⊠	✔	0.14	✔	
Vanguard Developed Markets Index Admiral <i>percentile rank</i> <i># of funds in category</i>	VTMGX	Foreign Large Blend Index	10.26 40 780	4.81 41 674	8.31 34 584	5.92 27 383	✔	18.86	1.02	7.86	✔	⊠	✔	0.07	✔	
Vanguard International Growth Adm <i>percentile rank</i> <i># of funds in category</i>	VWILX	Foreign Large Growth	59.74 4 452	22.45 4 388	21.77 4 318	12.39 5 234	✔	21.50	1.09	17.91	✔	⊠	✔	0.33	✔	
Vanguard International Value Inv <i>percentile rank</i> <i># of funds in category</i>	VTRIX	Foreign Large Value	8.99 5 353	3.90 5 323	8.43 3 281	5.08 13 184	✔	20.05	1.09	10.60	✔	⊠	✖	0.38	✔	
American Funds New Perspective R6 <i>percentile rank</i> <i># of funds in category</i>	RNPGX	World Stock	33.81 14 869	18.14 10 762	16.85 11 636	13.04 9 390	✔	19.35	1.06	20.10	✔	⊠	✔	0.42	✔	

WEINER LAW GROUP LLP 401K SAVINGS

Screens Summary (Data as of 12-31-2020)

⊖ Fund Removed from Approved List ⚠ Fund on Watch List

Name	Ticker	Asset Class	Trailing Performance and Risk				Management			Style		Expense				
			1 Yr	3 Yr	5 Yr	10 Yr	Pass/ Fail	Std Dev 3 Yr %	Beta 3 Yr %	Tenure	Pass/ Fail	Style Box	Pass/ Fail	Exp Ratio	Pass/ Fail	
Alternative																
PIMCO Commodity Real Ret Strat Instl <i>percentile rank</i> <i># of funds in category</i>	PCRIX	Commodities Broad Basket	0.82 31 124	-0.81 24 106	2.80 24 95	-5.31 29 55	✔	17.63	1.22	6.00	✔	—	—	1.33	✔	
Vanguard Real Estate Index Admiral <i>percentile rank</i> <i># of funds in category</i>	VGSLX	Real Estate	-4.65 44 248	4.96 41 225	5.65 38 199	8.68 31 144	✔	18.90	0.94	24.65	✔	—	✔	0.12	✔	
Fixed Income																
Western Asset Core Plus Bond IS <i>percentile rank</i> <i># of funds in category</i>	WAPSX	Core Plus Bond	9.51 22 602	6.62 8 543	6.31 5 464	5.45 4 343	✔	5.34	1.21	14.01	✔	—	—	0.42	✔	
Vanguard High-Yield Corporate Adm <i>percentile rank</i> <i># of funds in category</i>	VWEAX	High Yield Bond	5.39 47 678	5.86 19 629	7.18 43 556	6.50 10 352	✔	8.41	0.87	12.89	✔	—	—	0.13	✔	
Vanguard Inflation-Protected Secs Adm <i>percentile rank</i> <i># of funds in category</i>	VAIPX	Inflation- Protected Bond	10.96 32 207	5.77 36 197	4.96 33 173	3.69 22 117	✔	3.67	0.94	9.38	✔	—	—	0.10	✔	
Vanguard Total Bond Market Index Adm <i>percentile rank</i> <i># of funds in category</i>	VBTLX	Intermediate- Term Bond	7.72 45 416	5.39 32 381	4.46 38 331	3.80 47 253	✔	3.50	1.02	7.86	✔	☒	—	0.05	✔	
Vanguard Ultra-Short-Term Bond Admiral <i>percentile rank</i> <i># of funds in category</i>	VUSFX	Ultrashort Bond	2.10 17 212	2.53 12 172	2.05 24 134	— — 67	✔	0.93	0.14	3.93	✔	—	—	0.10	✔	
PIMCO International Bond (USD-Hdg) Instl <i>percentile rank</i> <i># of funds in category</i>	PFORX	World Bond	6.15 50 108	5.36 34 94	5.32 18 62	5.65 1 38	✔	3.28	0.56	6.27	✔	—	—	0.60	✔	
Target Date																
Vanguard Target Retirement 2020 Inv <i>percentile rank</i> <i># of funds in category</i>	VTWNX	Target Date	12.04 46 178	8.07 29 157	9.02 27 118	7.93 15 72	✔	9.85	1.00	7.86	✔	—	✔	0.13	✔	
Vanguard Target Retirement 2025 Inv <i>percentile rank</i> <i># of funds in category</i>	VTTVX	Target Date	13.30 40 214	8.73 27 187	9.88 27 151	8.54 13 87	✔	11.60	1.04	7.86	✔	—	✔	0.13	✔	
Vanguard Target Retirement 2030 Inv <i>percentile rank</i> <i># of funds in category</i>	VTHRX	Target Date	14.10 38 224	9.16 29 197	10.51 33 158	9.04 18 89	✔	12.98	1.00	7.86	✔	—	✔	0.14	✔	
Vanguard Target Retirement 2035 Inv <i>percentile rank</i> <i># of funds in category</i>	VTTX	Target Date	14.79 43 207	9.50 37 184	11.11 34 148	9.51 17 84	✔	14.36	0.96	7.86	✔	—	✔	0.14	✔	

WEINER LAW GROUP LLP 401K SAVINGS

Screens Summary (Data as of 12-31-2020)

 Fund Removed from Approved List
  Fund on Watch List

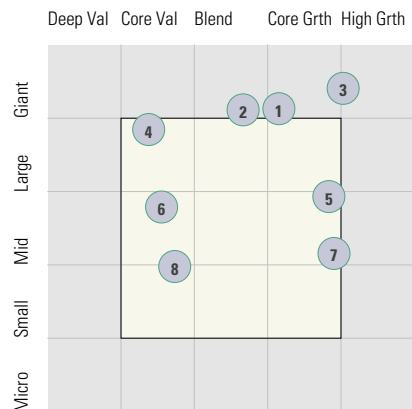
Name	Ticker	Asset Class	Trailing Performance and Risk				Management			Style		Expense			
			1 Yr	3 Yr	5 Yr	10 Yr	Pass/ Fail	Std Dev 3 Yr %	Beta 3 Yr %	Tenure	Pass/ Fail	Style Box	Pass/ Fail	Exp Ratio	Pass/ Fail
Vanguard Target Retirement 2040 Inv	VFORX	Target Date	15.47	9.85	11.71	9.90		15.74	0.95	7.86		—		0.14	
<i>percentile rank</i>			<i>40</i>	<i>36</i>	<i>30</i>	<i>18</i>									
<i># of funds in category</i>			<i>218</i>	<i>197</i>	<i>158</i>	<i>89</i>									
Vanguard Target Retirement 2045 Inv	VTIVX	Target Date	16.30	10.20	12.09	10.09		16.98	0.97	7.86		—		0.15	
<i>percentile rank</i>			<i>36</i>	<i>32</i>	<i>28</i>	<i>17</i>									
<i># of funds in category</i>			<i>207</i>	<i>184</i>	<i>148</i>	<i>83</i>									
Vanguard Target Retirement 2050 Inv	VFIFX	Target Date	16.39	10.24	12.10	10.09		16.99	0.96	7.86		—		0.15	
<i>percentile rank</i>			<i>37</i>	<i>35</i>	<i>30</i>	<i>24</i>									
<i># of funds in category</i>			<i>217</i>	<i>196</i>	<i>157</i>	<i>78</i>									
Vanguard Target Retirement 2055 Inv	VFFVX	Target Date	16.32	10.22	12.09	10.10		16.98	0.95	7.86		—		0.15	
<i>percentile rank</i>			<i>41</i>	<i>36</i>	<i>36</i>	<i>24</i>									
<i># of funds in category</i>			<i>207</i>	<i>184</i>	<i>145</i>	<i>44</i>									
Vanguard Target Retirement 2060 Inv	VTTSX	Target Date	16.32	10.22	12.08	—		16.97	0.95	7.86		—		0.15	
<i>percentile rank</i>			<i>42</i>	<i>40</i>	<i>46</i>	<i>—</i>									
<i># of funds in category</i>			<i>257</i>	<i>181</i>	<i>93</i>	<i>—</i>									
Vanguard Target Retirement 2065 Inv	VLVX	Target Date	16.17	10.15	—	—		16.99	0.95	3.47		—		0.15	
<i>percentile rank</i>			<i>47</i>	<i>43</i>	<i>—</i>	<i>—</i>									
<i># of funds in category</i>			<i>257</i>	<i>181</i>	<i>93</i>	<i>—</i>									
Vanguard Target Retirement Income Inv	VTINX	Target Date	10.02	6.86	6.86	5.88		6.22	0.84	7.86		—		0.12	
<i>percentile rank</i>			<i>36</i>	<i>25</i>	<i>35</i>	<i>20</i>									
<i># of funds in category</i>			<i>168</i>	<i>148</i>	<i>126</i>	<i>84</i>									
Balanced															
Vanguard LifeStrategy Cnsv Gr Inv	VSCGX	Target Risk	11.51	7.78	8.03	6.65		7.92	1.01	26.27		—		0.12	
<i>percentile rank</i>			<i>27</i>	<i>17</i>	<i>17</i>	<i>25</i>									
<i># of funds in category</i>			<i>549</i>	<i>524</i>	<i>462</i>	<i>280</i>									
Vanguard LifeStrategy Growth Inv	VASGX	Target Risk	15.45	9.79	11.32	9.38		15.14	1.03	26.27		—		0.14	
<i>percentile rank</i>			<i>27</i>	<i>23</i>	<i>18</i>	<i>20</i>									
<i># of funds in category</i>			<i>325</i>	<i>308</i>	<i>279</i>	<i>188</i>									
Vanguard LifeStrategy Income Inv	VASIX	Target Risk	9.13	6.56	6.24	5.17		4.74	0.96	26.27		—		0.11	
<i>percentile rank</i>			<i>27</i>	<i>14</i>	<i>30</i>	<i>34</i>									
<i># of funds in category</i>			<i>177</i>	<i>166</i>	<i>149</i>	<i>93</i>									
Vanguard LifeStrategy Moderate Gr Inv	VSMGX	Target Risk	13.59	8.84	9.71	8.11		11.49	0.99	26.27		—		0.13	
<i>percentile rank</i>			<i>36</i>	<i>36</i>	<i>36</i>	<i>45</i>									
<i># of funds in category</i>			<i>673</i>	<i>636</i>	<i>576</i>	<i>414</i>									

WEINER LAW GROUP LLP 401K SAVINGS

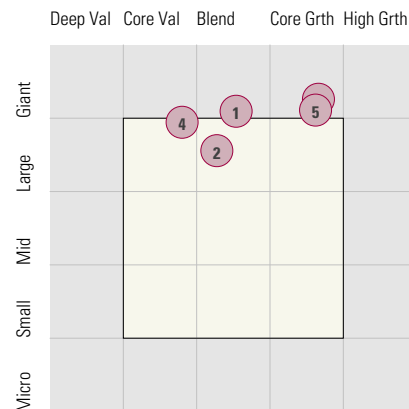
Style Analysis (Data as of 12-31-2020)

Style Analysis

Morningstar Style Box US Stock



Morningstar Style Box Non-US Stock



US Stock Funds

	Category	Super Sectors %			Asset Allocation %			Avg Mkt Cap M\$	
		Cyclical	Defensive	Sensitive	Cash	US Stock	Foreign		
1	JPMorgan US Equity R6	Large Blend	29.84	23.73	46.45	0.57	96.01	3.42	66.96
2	Vanguard 500 Index Admiral	Large Blend Index	28.52	27.38	44.10	0.70	98.04	1.26	71.43
3	American Century Ultra® R6	Large Growth	33.99	19.11	46.89	0.33	96.82	2.85	65.08
4	Vanguard Value Index Adm	Large Value	26.00	43.79	30.22	0.34	98.07	1.59	74.71
5	Vanguard Mid-Cap Growth Index Admiral	Mid-Cap Growth	30.52	19.89	49.61	0.78	98.00	1.22	11.59
6	Vanguard Mid-Cap Value Index Admiral	Mid-Cap Value	47.47	25.59	26.94	0.12	96.26	3.62	9.97
7	Vanguard Small Cap Growth Index Admiral	Small Growth	27.21	25.30	47.51	1.87	97.57	0.56	2.95
8	Vanguard Small Cap Value Index Admiral	Small Value	52.21	15.83	31.94	1.59	97.41	1.00	2.79

Non-US Stock Funds

	Category	Super Sectors %			Regional Exposure %			Market Maturity %			
		Cyclical	Defensive	Sensitive	Americas	Greater Asia	Greater Europe	Developed	EM%	Avg Mkt Cap M\$	
1	Vanguard Emerging Mkts Stock Idx Adm	Diversified Emerging Mkts	47.65	13.58	38.76	9.29	76.58	14.14	19.77	80.23	18.95
2	Vanguard Developed Markets Index Admiral	Foreign Large Blend Index	37.18	27.61	35.23	9.09	37.90	53.02	99.07	0.93	30.79
3	Vanguard International Growth Adm	Foreign Large Growth	44.59	20.93	34.49	13.68	38.62	47.71	75.72	24.28	31.23
4	Vanguard International Value Inv	Foreign Large Value	33.27	21.85	44.88	7.63	37.88	54.50	89.21	10.79	33.22
5	American Funds New Perspective R6	World Stock	35.61	24.35	40.04	59.55	13.28	27.16	95.76	4.24	55.05

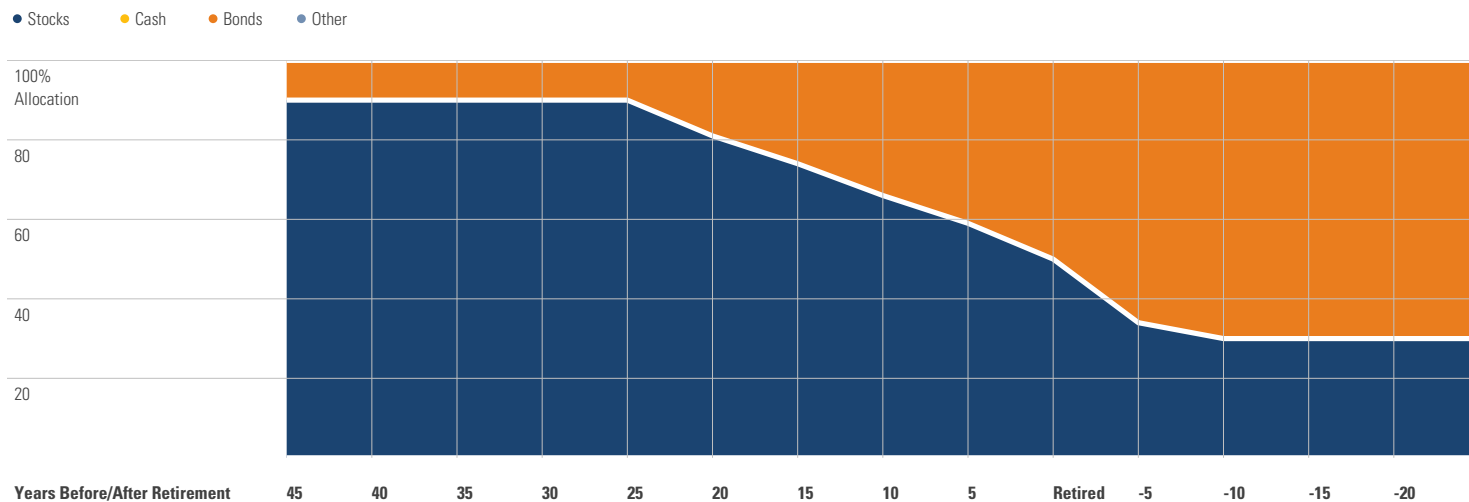
Fixed Income Funds

	Category	Super Sectors %				Avg Eff Duration	Credit Quality %			
		US Govt Debt	Mtg	US Credit	Non US		Inv Grade	Below Inv Grade	NR/NA	
1	Western Asset Core Plus Bond IS	Core Plus Bond	15.38	24.94	22.69	0.00	5.71	90.19	9.38	0.43
2	Vanguard High-Yield Corporate Adm	High Yield Bond	2.85	0.00	90.05	0.00	3.03	8.93	88.95	2.12
3	Vanguard Inflation-Protected Secs Adm	Inflation-Protected Bond	99.97	0.00	0.00	0.00	7.26	100.00	0.00	0.00
4	Vanguard Total Bond Market Index Adm	Intermediate-Term Bond	48.34	22.95	26.24	0.00	6.22	100.00	0.00	0.00
5	Vanguard Ultra-Short-Term Bond Admiral	Ultrashort Bond	7.20	1.46	70.66	0.00	0.86	96.25	0.30	3.45
6	PIMCO International Bond (USD-Hdg) Instl	World Bond	34.33	8.25	8.29	0.00	7.96	93.00	7.00	0.00

WEINER LAW GROUP LLP 401K SAVINGS

Target Date Analysis (Data as of 12-31-2020)

Target Date Allocation



Target Date Portfolio Data

	Asset Allocation %								
	Total Stock	US Stock	Non-US Stock	Total Bond	Infl Prot Bond	HY Bond	Cash	Other	Avg Mkt Cap \$M
Vanguard Target Retirement 2020 Inv	49.63	29.54	20.09	48.14	13.71	0.00	1.97	0.27	33.09
Vanguard Target Retirement 2025 Inv	59.48	35.39	24.09	38.75	0.02	0.00	1.51	0.25	33.17
Vanguard Target Retirement 2030 Inv	66.87	39.79	27.08	31.41	0.00	0.00	1.51	0.22	33.19
Vanguard Target Retirement 2035 Inv	74.26	44.20	30.06	24.05	0.00	0.00	1.52	0.18	33.13
Vanguard Target Retirement 2040 Inv	81.62	48.77	32.85	16.68	0.00	0.00	1.55	0.14	33.06
Vanguard Target Retirement 2045 Inv	88.73	53.06	35.67	9.64	0.00	0.00	1.52	0.10	33.07
Vanguard Target Retirement 2050 Inv	88.47	52.85	35.62	9.81	0.00	0.00	1.61	0.10	33.08
Vanguard Target Retirement 2055 Inv	88.32	52.70	35.62	9.81	0.00	0.00	1.76	0.10	33.04
Vanguard Target Retirement 2060 Inv	88.23	52.39	35.84	9.81	0.00	0.00	1.85	0.10	33.03
Vanguard Target Retirement 2065 Inv	88.69	52.80	35.89	9.82	0.00	0.00	1.39	0.10	-
Vanguard Target Retirement Income Inv	29.88	17.59	12.29	67.31	21.76	0.00	2.48	0.31	33.08