

ADRIAN L MERTON INCORPORATED DAVIS

Screens Summary (Data as of 12-31-2021)

🚫 Fund Removed from Approved List ⚠️ Fund on Watch List

Name	Ticker	Asset Class	Trailing Performance and Risk				Management			Style		Expense		ESG Metrics				
			1 Yr	3 Yr	5 Yr	10 Yr	Pass/ Fail	Std Dev 3 Yr %	Beta 3 Yr %	Tenure	Pass/ Fail	Style Box	Pass/ Fail	Exp Ratio	Pass/ Fail	Sustain. Rating	Commit. Level	Carbon Risk
															Updated	Updated	Updated	
US Stock																		
Vanguard Dividend Growth Inv	VDIGX	Large Blend	24.84	22.36	16.97	14.65	✔️	15.52	0.83	15.92	✔️	🇺🇸	✖️	0.26	✔️	3	2-Basic	Low Risk
<i>percentile rank</i>			72	74	53	68												
<i># of funds in category</i>			1,394	1,256	1,121	831												
															12-31-2021	02-15-2022	12-31-2021	
Vanguard 500 Index Admiral	VFIAX	Large Blend Index	28.66	26.03	18.43	16.51	✔️	17.42	1.00	5.68	✔️	🇺🇸	✔️	0.04	✔️	3	1-Low	Low Risk
<i>percentile rank</i>			23	24	18	11												
<i># of funds in category</i>			1,394	1,256	1,121	831												
															12-31-2021	02-15-2022	12-31-2021	
MFS Growth R6	MFEKX	Large Growth	23.76	30.98	24.76	19.26	✔️	16.73	0.89	19.76	✔️	🇺🇸	✔️	0.53	✔️	4	2-Basic	Low Risk
<i>percentile rank</i>			40	37	27	19												
<i># of funds in category</i>			1,241	1,120	1,020	772												
															12-31-2021	02-15-2022	12-31-2021	
Invesco Growth and Income R6	GIFFX	Large Value	29.13	18.65	10.72	-	✔️	22.51	1.15	18.85	✔️	🇺🇸	✔️	0.40	✔️	2	-	Medium Risk
<i>percentile rank</i>			22	36	67	-												
<i># of funds in category</i>			1,212	1,148	1,041	759												
															12-31-2021	-	12-31-2021	
MFS Mid Cap Growth R6	OTCKX	Mid-Cap Growth	14.17	28.84	22.30	-	✔️	17.84	0.84	13.12	✔️	🇺🇸	✔️	0.66	✔️	5	2-Basic	Low Risk
<i>percentile rank</i>			46	35	20	-												
<i># of funds in category</i>			591	541	494	383												
															12-31-2021	02-15-2022	12-31-2021	
Vanguard Mid-Cap Value Index Admiral	VMVAX	Mid-Cap Value	28.76	19.11	11.61	13.57	✔️	21.92	0.98	15.38	✔️	🇺🇸	✔️	0.07	✔️	4	1-Low	Medium Risk
<i>percentile rank</i>			53	50	24	13												
<i># of funds in category</i>			415	393	353	267												
															12-31-2021	02-15-2022	12-31-2021	
Vanguard Small Cap Growth Index Admiral	VSGAX	Small Growth	5.70	23.82	16.90	14.83	✔️	22.36	0.94	17.01	✔️	🇺🇸	✖️	0.07	✔️	4	1-Low	Low Risk
<i>percentile rank</i>			69	59	56	59												
<i># of funds in category</i>			617	582	520	394												
															12-31-2021	02-15-2022	12-31-2021	
Vanguard Small Cap Value Index Admiral	VSIAX	Small Value	28.09	18.51	10.31	13.30	✔️	24.66	0.96	5.68	✔️	🇺🇸	✔️	0.07	✔️	4	1-Low	Medium Risk
<i>percentile rank</i>			68	45	23	14												
<i># of funds in category</i>			447	419	393	301												
															12-31-2021	02-15-2022	12-31-2021	
Non-US Stock																		
American Funds New World R6	RNWXG	Diversified Emerging Mkts	5.13	19.03	14.59	9.58	✔️	17.60	0.88	22.56	✔️	🇺🇸	✔️	0.57	✔️	4	1-Low	Low Risk
<i>percentile rank</i>			27	9	8	3												
<i># of funds in category</i>			794	721	616	344												
															12-31-2021	02-15-2022	12-31-2021	
American Funds Europacific Growth R6	REERG	Foreign Large Growth	2.84	17.95	12.87	10.01	✔️	17.88	0.99	20.60	✔️	🇺🇸	✔️	0.46	✔️	2	1-Low	Low Risk
<i>percentile rank</i>			80	70	67	47												
<i># of funds in category</i>			452	387	333	225												
															12-31-2021	02-15-2022	12-31-2021	
Vanguard International Growth Adm	VWILX	Foreign Large Growth	-0.74	27.75	21.14	13.96	✔️	20.05	0.97	18.91	✔️	🇺🇸	✔️	0.32	✔️	3	-	Low Risk
<i>percentile rank</i>			89	4	3	4												
<i># of funds in category</i>			452	387	333	225												
															12-31-2021	-	12-31-2021	
Vanguard International Value Inv	VTRIX	Foreign Large Value	7.97	12.31	9.16	7.57	✔️	19.55	1.11	11.60	✔️	🇺🇸	✔️	0.35	✔️	2	-	Medium Risk
<i>percentile rank</i>			87	19	4	16												
<i># of funds in category</i>			350	326	286	180												
															12-31-2021	-	12-31-2021	
American Funds New Perspective R6	RNPGX	World Stock	18.10	27.28	20.28	15.81	✔️	18.04	1.04	21.10	✔️	-	✔️	0.41	✔️	2	2-Basic	Low Risk
<i>percentile rank</i>			28	28	22	15												
<i># of funds in category</i>			355	306	261	166												
															12-31-2021	02-15-2022	12-31-2021	

ADRIAN L MERTON INCORPORATED DAVIS

Screens Summary (Data as of 12-31-2021)

⊖ Fund Removed from Approved List ⚠ Fund on Watch List

Name	Ticker	Asset Class	Trailing Performance and Risk				Management			Style		Expense		ESG Metrics				
			1 Yr	3 Yr	5 Yr	10 Yr	Pass/ Fail	Std Dev 3 Yr %	Beta 3 Yr %	Tenure	Pass/ Fail	Style Box	Pass/ Fail	Exp Ratio	Sustain. Rating	Commit. Level	Carbon Risk	
																Updated	Updated	Updated
Alternative																		
PIMCO Commodity Real Ret Strat Instl	PCRIX	Commodities Broad Basket	33.48	14.74	5.99	-1.76	✓	18.67	1.19	7.00	✓	—	—	0.82	✓	2	—	—
<i>percentile rank</i>			25	7	21	42												
<i># of funds in category</i>			114	109	86	55									12-31-2021	—	—	
Vanguard Real Estate Index Admiral	VGSLX	Real Estate	40.40	19.95	11.24	11.51	✓	18.85	0.94	25.65	✓	—	✓	0.12	✓	3	1-Low	Medium Risk
<i>percentile rank</i>			59	42	49	31												
<i># of funds in category</i>			255	235	202	151									12-31-2021	02-15-2022	12-31-2021	
Fixed Income																		
Eaton Vance Income Fund of Boston R6	EIBRX	High Yield Bond	5.89	8.17	5.60	—	✓	8.42	0.90	7.16	✓	—	—	0.66	✓	—	—	—
<i>percentile rank</i>			20	40	36	—												
<i># of funds in category</i>			680	636	560	373												
Vanguard Inflation-Protected Secs Adm	VAIPX	Inflation-Protected Bond	5.68	8.24	5.18	2.98	✓	3.69	0.94	10.38	✓	—	—	0.10	✓	3	—	—
<i>percentile rank</i>			33	35	33	24												
<i># of funds in category</i>			210	203	180	125									12-31-2021	—	—	
Baird Aggregate Bond Inst	BAGIX	Intermediate-Term Bond	-1.46	5.43	4.01	3.74	✓	3.86	1.09	21.27	✓	⊠	—	0.30	✓	3	1-Low	—
<i>percentile rank</i>			40	20	13	9												
<i># of funds in category</i>			426	389	351	256									12-31-2021	02-15-2022	—	
PIMCO Income Instl	PIMIX	Multisector Bond	2.61	5.46	5.08	6.97	✓	5.79	0.83	14.77	✓	—	—	0.62	✓	—	—	—
<i>percentile rank</i>			45	58	25	1												
<i># of funds in category</i>			339	277	238	134												
Federated Hermes Govt Ultrashort R6	FGULX	Ultrashort Bond	0.06	1.20	1.32	—	✓	0.54	0.05	24.49	✓	—	—	0.24	✓	—	—	—
<i>percentile rank</i>			53	73	72	—												
<i># of funds in category</i>			239	214	175	94												
PGIM Global Total Return R6	PGTQX	World Bond	-5.73	5.23	5.43	—	✓	8.26	1.21	19.27	✓	—	—	0.52	✓	—	—	—
<i>percentile rank</i>			63	6	1	—												
<i># of funds in category</i>			204	194	168	132												
Target Date																		
Vanguard Target Retirement 2015 Fund	VTXVX	Target Date	5.78	10.24	7.71	7.46	✓	6.82	0.81	8.86	✓	—	✓	0.12	✓	3	1-Low	—
<i>percentile rank</i>			97	85	78	68												
<i># of funds in category</i>			123	118	89	45									12-31-2021	02-15-2022	—	
Vanguard Target Retirement 2020 Fund	VTWNX	Target Date	8.17	12.55	9.26	8.71	✓	9.04	0.97	8.86	✓	—	✓	0.13	✓	3	1-Low	—
<i>percentile rank</i>			68	49	37	32												
<i># of funds in category</i>			172	161	127	65									12-31-2021	02-15-2022	—	
Vanguard Target Retirement 2025 Fund	VTTVX	Target Date	9.80	14.17	10.35	9.60	✓	10.69	1.02	8.86	✓	—	✓	0.13	✓	3	1-Low	Low Risk
<i>percentile rank</i>			57	39	30	20												
<i># of funds in category</i>			222	205	169	89									12-31-2021	02-15-2022	12-31-2021	
Vanguard Target Retirement 2030 Fund	VTHRX	Target Date	11.38	15.45	11.23	10.36	✓	11.97	0.99	8.86	✓	—	✓	0.14	✓	3	1-Low	Low Risk
<i>percentile rank</i>			61	50	42	24												
<i># of funds in category</i>			223	204	169	94									12-31-2021	02-15-2022	12-31-2021	

ADRIAN L MERTON INCORPORATED DAVIS

Screens Summary (Data as of 12-31-2021)

⊖ Fund Removed from Approved List ⚠ Fund on Watch List

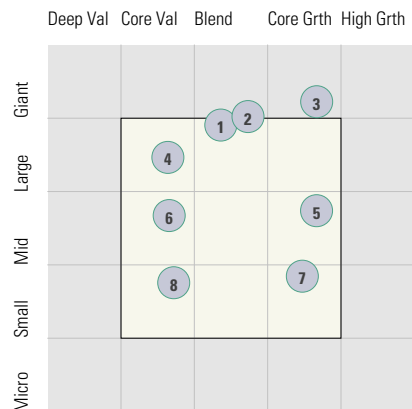
Name	Ticker	Asset Class	Trailing Performance and Risk				Management			Style		Expense		ESG Metrics				
			1 Yr	3 Yr	5 Yr	10 Yr	Pass/ Fail	Std Dev 3 Yr %	Beta 3 Yr %	Tenure	Pass/ Fail	Style Box	Pass/ Fail	Exp Ratio	Pass/ Fail	Sustain. Rating	Commit. Level	Carbon Risk
															Updated	Updated	Updated	
Vanguard Target Retirement 2035 Fund	VTHX	Target Date	12.96	16.66	12.06	11.10	✔	13.24	0.95	8.86	✔	—	✔	0.14	✔	3	1-Low	Low Risk
<i>percentile rank</i>			79	57	47	31												
<i># of funds in category</i>			215	202	166	86									12-31-2021	02-15-2022	12-31-2021	
Vanguard Target Retirement 2040 Fund	VFORX	Target Date	14.56	17.89	12.88	11.69	✔	14.51	0.94	8.86	✔	—	✔	0.14	✔	3	1-Low	Low Risk
<i>percentile rank</i>			81	53	40	31												
<i># of funds in category</i>			217	204	169	94									12-31-2021	02-15-2022	12-31-2021	
Vanguard Target Retirement 2045 Fund	VTIVX	Target Date	16.16	19.06	13.55	12.04	✔	15.74	0.96	8.86	✔	—	✔	0.15	✔	3	1-Low	Low Risk
<i>percentile rank</i>			68	49	38	25												
<i># of funds in category</i>			215	202	166	85									12-31-2021	02-15-2022	12-31-2021	
Vanguard Target Retirement 2050 Fund	VFIFX	Target Date	16.41	19.19	13.62	12.07	✔	15.77	0.94	8.86	✔	—	✔	0.15	✔	3	1-Low	Low Risk
<i>percentile rank</i>			74	56	43	28												
<i># of funds in category</i>			217	204	169	86									12-31-2021	02-15-2022	12-31-2021	
Vanguard Target Retirement 2055 Fund	VFFVX	Target Date	16.44	19.18	13.61	12.05	✔	15.77	0.94	8.86	✔	—	✔	0.15	✔	3	1-Low	Low Risk
<i>percentile rank</i>			78	62	51	34												
<i># of funds in category</i>			215	202	164	65									12-31-2021	02-15-2022	12-31-2021	
Vanguard Target Retirement 2060 Fund	VTTSX	Target Date	16.44	19.17	13.61	—	✔	15.75	1.44	8.86	✔	—	✔	0.15	✔	3	1-Low	Low Risk
<i>percentile rank</i>			81	67	57	—												
<i># of funds in category</i>			209	189	140	—									12-31-2021	02-15-2022	12-31-2021	
Vanguard Target Retirement 2065 Fund	VLXVX	Target Date	16.46	19.13	—	—	✖	15.79	1.44	4.47	✔	—	✔	0.15	✔	3	1-Low	Low Risk
<i>percentile rank</i>			76	79	—	—												
<i># of funds in category</i>			135	17	—	—									12-31-2021	02-15-2022	12-31-2021	
Vanguard Target Retirement Income Fund	VTINX	Target Date	5.25	9.43	6.85	5.88	✔	5.87	0.83	8.86	✔	—	✔	0.12	✔	3	1-Low	—
<i>percentile rank</i>			65	47	46	38												
<i># of funds in category</i>			169	153	128	79									12-31-2021	02-15-2022	—	
Balanced																		
Vanguard LifeStrategy Cnsvr Gr Inv	VSCGX	Target Risk	6.05	11.01	8.05	7.09	✔	7.46	1.01	27.27	✔	—	✔	0.12	✔	3	1-Low	—
<i>percentile rank</i>			85	48	31	33												
<i># of funds in category</i>			504	466	428	284									12-31-2021	02-15-2022	—	
Vanguard LifeStrategy Growth Inv	VASGX	Target Risk	14.35	17.58	12.53	11.12	✔	14.06	1.03	27.27	✔	—	✔	0.14	✔	3	1-Low	Low Risk
<i>percentile rank</i>			70	37	22	25												
<i># of funds in category</i>			321	294	265	196									12-31-2021	02-15-2022	12-31-2021	
Vanguard LifeStrategy Income Inv	VASIX	Target Risk	1.92	7.61	5.70	4.98	✔	4.63	0.97	27.27	✔	—	✔	0.11	✔	4	1-Low	—
<i>percentile rank</i>			90	61	39	47												
<i># of funds in category</i>			195	182	168	110									12-31-2021	02-15-2022	—	
Vanguard LifeStrategy Moderate Gr Inv	VSMGX	Target Risk	10.08	14.28	10.30	9.12	✔	10.70	0.99	27.27	✔	—	✔	0.13	✔	3	1-Low	Low Risk
<i>percentile rank</i>			88	62	52	58												
<i># of funds in category</i>			711	666	602	434									12-31-2021	02-15-2022	12-31-2021	

ADRIAN L MERTON INCORPORATED DAVIS

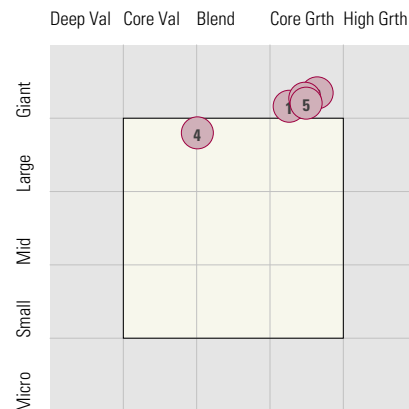
Style Analysis (Data as of 12-31-2021)

Style Analysis

Morningstar Style Box US Stock



Morningstar Style Box Non-US Stock



US Stock Funds

	Category	Super Sectors %			Asset Allocation %			Avg Mkt Cap M\$	
		Cyclical	Defensive	Sensitive	Cash	US Stock	Foreign		
1	Vanguard Dividend Growth Inv	Large Blend	33.03	37.13	29.84	0.41	90.36	9.23	171.78
2	Vanguard 500 Index Admiral	Large Blend Index	30.22	22.16	47.62	0.47	98.51	1.02	230.90
3	MFS Growth R6	Large Growth	26.15	14.82	59.04	0.62	95.29	4.09	309.75
4	Invesco Growth and Income R6	Large Value	36.78	23.37	39.86	1.92	90.68	7.39	83.49
5	MFS Mid Cap Growth R6	Mid-Cap Growth	29.47	20.80	49.73	1.02	87.59	11.39	23.89
6	Vanguard Mid-Cap Value Index Admiral	Mid-Cap Value	47.19	23.69	29.11	1.05	96.91	2.04	23.93
7	Vanguard Small Cap Growth Index Admiral	Small Growth	28.18	24.76	47.06	1.57	97.72	0.72	6.32
8	Vanguard Small Cap Value Index Admiral	Small Value	51.47	13.98	34.56	0.31	99.00	0.68	5.77

Non-US Stock Funds

	Category	Super Sectors %			Regional Exposure %			Market Maturity %			
		Cyclical	Defensive	Sensitive	Americas	Greater Asia	Greater Europe	Developed	EM%	Avg Mkt Cap M\$	
1	American Funds New World R6	Diversified Emerging Mkts	37.47	21.32	41.22	37.45	39.39	23.15	61.07	38.93	66.76
2	Vanguard International Growth Adm	Foreign Large Growth	38.32	24.20	37.48	19.97	29.65	50.39	80.21	19.79	86.57
3	American Funds Europacific Growth R6	Foreign Large Growth	36.08	19.48	44.44	13.65	37.75	48.60	77.71	22.29	61.49
4	Vanguard International Value Inv	Foreign Large Value	47.64	14.43	37.93	11.26	35.90	52.83	82.09	17.91	32.77
5	American Funds New Perspective R6	World Stock	38.03	18.33	43.63	61.53	12.23	26.24	95.76	4.24	157.93

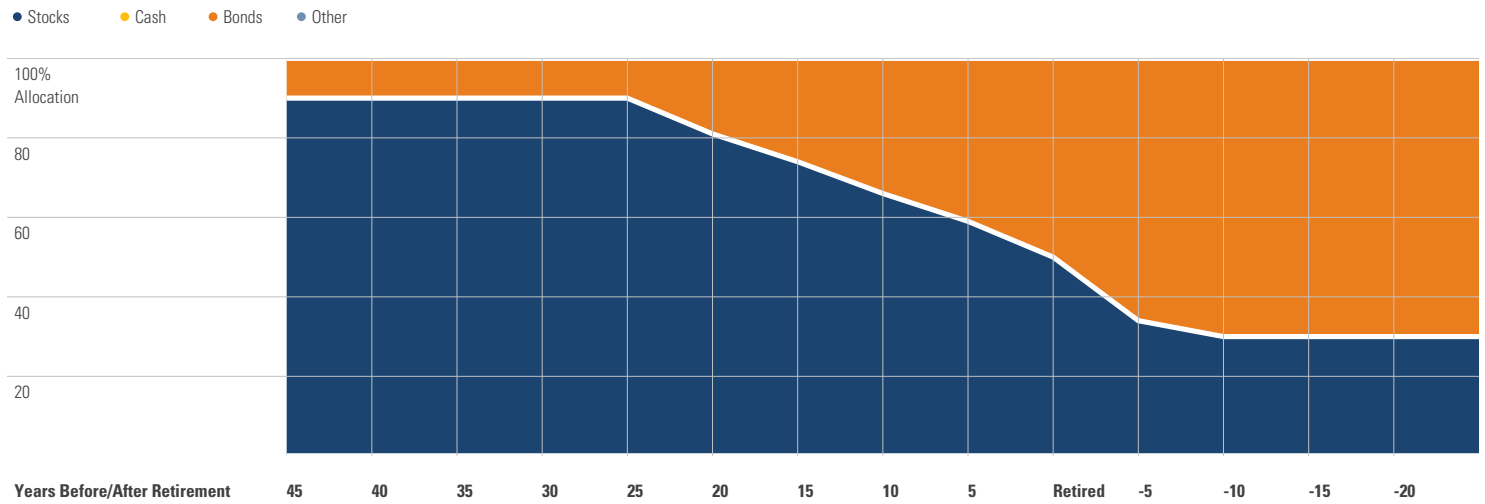
Fixed Income Funds

	Category	Super Sectors %				Other Stats		Credit Quality %		
		US Govt Debt	Mtg	US Credit	Non US	Avg Eff Duration	Inv Grade	Below Inv Grade	NR/NA	
1	Eaton Vance Income Fund of Boston R6	High Yield Bond	0.00	0.00	88.31	0.00	3.41	0.77	96.03	3.20
2	Vanguard Inflation-Protected Secs Adm	Inflation-Protected Bond	99.84	0.00	0.00	0.00	7.50	99.85	0.00	0.15
3	Baird Aggregate Bond Inst	Intermediate-Term Bond	30.09	18.36	43.28	0.00	6.78	99.30	0.70	0.00
4	PIMCO Income Instl	Multisector Bond	53.76	6.54	15.92	0.00	1.74	81.00	19.00	0.00
5	Federated Hermes Govt Ultrashort R6	Ultrashort Bond	13.74	41.44	0.00	0.00	0.40	100.00	0.00	0.00
6	PGIM Global Total Return R6	World Bond	27.78	1.62	34.95	0.00	9.79	73.82	19.48	6.69

ADRIAN L MERTON INCORPORATED DAVIS

Target Date Analysis (Data as of 12-31-2021)

Target Date Allocation



Target Date Portfolio Data

Asset Allocation %

	Total Stock	US Stock	Non-US Stock	Total Bond	Infl Prot Bond	HY Bond	Cash	Other	Avg Mkt Cap \$M
Vanguard Target Retirement 2015 Fund	30.36	18.11	12.25	65.78	19.08	0.24	3.36	0.50	73.70
Vanguard Target Retirement 2020 Fund	44.76	26.98	17.78	51.87	14.46	0.20	2.95	0.42	74.41
Vanguard Target Retirement 2025 Fund	56.19	33.94	22.25	40.74	2.58	0.19	2.67	0.39	74.55
Vanguard Target Retirement 2030 Fund	64.47	38.93	25.54	32.65	0.00	0.16	2.54	0.33	74.53
Vanguard Target Retirement 2035 Fund	71.81	43.33	28.48	25.31	0.00	0.12	2.62	0.26	74.47
Vanguard Target Retirement 2040 Fund	79.01	47.60	31.41	18.29	0.00	0.09	2.51	0.19	74.37
Vanguard Target Retirement 2045 Fund	86.30	52.07	34.23	10.88	0.00	0.05	2.70	0.13	74.47
Vanguard Target Retirement 2050 Fund	88.31	53.29	35.02	8.97	0.00	0.04	2.61	0.11	74.48
Vanguard Target Retirement 2055 Fund	88.15	53.35	34.80	9.05	0.00	0.04	2.70	0.11	74.69
Vanguard Target Retirement 2060 Fund	88.01	53.55	34.46	9.09	0.00	0.04	2.78	0.11	75.05
Vanguard Target Retirement 2065 Fund	87.90	52.71	35.19	9.12	0.00	0.04	2.87	0.11	74.06
Vanguard Target Retirement Income Fund	29.11	17.36	11.75	66.98	19.63	0.24	3.40	0.50	73.68