

# AFFILIATES IN ORAL AND

## Screens Summary (Data as of 12-31-2021)

⊖ Fund Removed from Approved List    ⚠ Fund on Watch List

Name	Ticker	Asset Class	Trailing Performance and Risk				Management			Style		Expense				
			1 Yr	3 Yr	5 Yr	10 Yr	Pass/ Fail	Std Dev 3 Yr %	Beta 3 Yr %	Tenure	Pass/ Fail	Style Box	Pass/ Fail	Exp Ratio	Pass/ Fail	
<b>US Stock</b>																
DFA US Core Equity 1 I <i>percentile rank</i> <i># of funds in category</i>	DFEOX	Large Blend	27.54 39 1,394	24.57 50 1,256	16.59 58 1,121	15.72 41 831	✔	19.36	1.10	9.85	✔	☒	✔	0.15	✔	
Vanguard 500 Index Admiral <i>percentile rank</i> <i># of funds in category</i>	VFIAX	Large Blend Index	28.66 23 1,394	26.03 24 1,256	18.43 18 1,121	16.51 11 831	✔	17.42	1.00	5.68	✔	☒	✔	0.04	✔	
State St Russell Lg Cap Gr® Indx NL CI C <i>percentile rank</i> <i># of funds in category</i>		Large Growth	27.51 18 1,241	34.02 15 1,120	25.24 20 1,020	19.74 14 772	✔	18.41	1.00	22.52	✔	☒	✔	0.04	✔	
State St Russell Lg Cp Val® Indx NL CI C <i>percentile rank</i> <i># of funds in category</i>		Large Value	25.13 61 1,212	17.72 50 1,148	11.22 57 1,041	12.99 35 759	✔	19.29	1.00	22.86	✔	☒	✔	0.04	✔	
Vanguard Mid-Cap Growth Index Admiral <i>percentile rank</i> <i># of funds in category</i>	VMGMX	Mid-Cap Growth	20.48 19 591	29.44 31 541	20.05 39 494	16.45 33 383	✔	19.93	0.96	8.86	✔	☒	✔	0.07	✔	
Vanguard Mid-Cap Value Index Admiral <i>percentile rank</i> <i># of funds in category</i>	VMVAX	Mid-Cap Value	28.76 53 415	19.11 50 393	11.61 24 353	13.57 13 267	✔	21.92	0.98	15.38	✔	☒	✔	0.07	✔	
State St Russell Sm Cap® Gr Indx NL CI C <i>percentile rank</i> <i># of funds in category</i>		Small Growth	2.73 82 617	20.96 83 582	14.34 79 520	14.02 75 394	✔	23.40	1.00	12.33	✔	☒	✔	0.05	✔	
State St Russell Sm Cp® Val Indx NL CI C <i>percentile rank</i> <i># of funds in category</i>		Small Value	28.08 68 447	18.06 55 419	9.15 44 393	12.03 38 301	✔	25.14	0.99	12.33	✔	☒	✔	0.05	✔	
<b>Non-US Stock</b>																
Vanguard Emerging Mkts Stock Idx Adm <i>percentile rank</i> <i># of funds in category</i>	VEMAX	Diversified Emerging Mkts	0.86 42 794	11.82 45 721	9.43 53 616	5.36 54 344	✔	18.13	0.96	13.35	✔	☒	✔	0.14	✔	
Vanguard Developed Markets Index Admiral <i>percentile rank</i> <i># of funds in category</i>	VTMGX	Foreign Large Blend Index	11.43 34 771	14.46 33 704	10.15 28 607	8.51 24 415	✔	17.89	1.03	8.86	✔	☒	✔	0.07	✔	
Vanguard International Growth Adm <i>percentile rank</i> <i># of funds in category</i>	VWILX	Foreign Large Growth	-0.74 89 452	27.75 4 387	21.14 3 333	13.96 4 225	✔	20.05	0.97	18.91	✔	☒	✔	0.32	✔	
DFA International Value I <i>percentile rank</i> <i># of funds in category</i>	DFIVX	Foreign Large Value	18.69 4 350	10.34 47 326	6.93 43 286	6.60 40 180	✔	22.82	1.28	11.85	✔	☒	✔	0.34	✔	
Vanguard Total World Stock Index Admiral <i>percentile rank</i> <i># of funds in category</i>	VTWAX	World Stock	18.19 58 328	- - 284	- - 237	- - 145	—	-	-	8.86	✔	—	✔	0.10	✔	

# AFFILIATES IN ORAL AND

## Screens Summary (Data as of 12-31-2021)

⊖ Fund Removed from Approved List    ⚠ Fund on Watch List

Name	Ticker	Asset Class	Trailing Performance and Risk				Management			Style		Expense			
			1 Yr	3 Yr	5 Yr	10 Yr	Pass/ Fail	Std Dev 3 Yr %	Beta 3 Yr %	Tenure	Pass/ Fail	Style Box	Pass/ Fail	Exp Ratio	Pass/ Fail
<b>Alternative</b>															
Invesco Balanced-Risk Commodity Strat R6	IBRFX	Commodities Broad Basket	19.10	10.35	4.46	—	✓	16.84	0.99	11.09	✓	—	—	1.15	✓
<i>percentile rank</i>			95	59	48	—									
<i># of funds in category</i>			114	109	86	55									
Vanguard Real Estate Index Admiral	VGSLX	Real Estate	40.40	19.95	11.24	11.51	✓	18.85	0.94	25.65	✓	—	✓	0.12	✓
<i>percentile rank</i>			59	42	49	31									
<i># of funds in category</i>			255	235	202	151									
<b>Fixed Income</b>															
Loomis Sayles Core Plus Bond N	NERNX	Core Plus Bond	-1.34	6.00	4.53	—	✓	3.81	1.03	25.02	✓	—	—	0.38	✓
<i>percentile rank</i>			77	28	20	—									
<i># of funds in category</i>			606	570	496	354									
Vanguard High-Yield Corporate Adm	VWEAX	High Yield Bond	3.78	8.23	5.70	6.15	✓	8.13	0.86	13.89	✓	—	—	0.13	✓
<i>percentile rank</i>			72	38	33	37									
<i># of funds in category</i>			680	636	560	373									
Vanguard Inflation-Protected Secs Adm	VAIPX	Inflation- Protected Bond	5.68	8.24	5.18	2.98	✓	3.69	0.94	10.38	✓	—	—	0.10	✓
<i>percentile rank</i>			33	35	33	24									
<i># of funds in category</i>			210	203	180	125									
Vanguard Total Bond Market Index Adm	VBTLX	Intermediate- Term Bond	-1.67	4.82	3.58	2.86	✓	3.60	1.06	8.86	✓	☒	—	0.05	✓
<i>percentile rank</i>			52	46	42	55									
<i># of funds in category</i>			426	389	351	256									
Lincoln Stable Value Account -LNGPA		Stable Value	—	—	—	—	—	—	—	38.69	✓	—	—	—	—
<i>percentile rank</i>			—	—	—	—									
<i># of funds in category</i>			41	—	—	—									
Federated Hermes Govt Ultrashort R6	FGULX	Ultrashort Bond	0.06	1.20	1.32	—	✓	0.54	0.05	24.49	✓	—	—	0.24	✓
<i>percentile rank</i>			53	73	72	—									
<i># of funds in category</i>			239	214	175	94									
PIMCO International Bond (USD-Hdg) Instl	PFORX	World Bond	-1.67	3.86	3.55	4.78	✓	3.60	0.71	7.27	✓	—	—	0.52	✓
<i>percentile rank</i>			41	61	28	4									
<i># of funds in category</i>			125	110	81	48									
<b>Target Date</b>															
Vanguard Target Retirement 2015 Fund	VTXVX	Target Date	5.78	10.24	7.71	7.46	✓	6.82	0.81	8.86	✓	—	✓	0.12	✓
<i>percentile rank</i>			97	85	78	68									
<i># of funds in category</i>			123	118	89	45									
Vanguard Target Retirement 2020 Fund	VTWNX	Target Date	8.17	12.55	9.26	8.71	✓	9.04	0.97	8.86	✓	—	✓	0.13	✓
<i>percentile rank</i>			68	49	37	32									
<i># of funds in category</i>			172	161	127	65									
Vanguard Target Retirement 2025 Fund	VTTVX	Target Date	9.80	14.17	10.35	9.60	✓	10.69	1.02	8.86	✓	—	✓	0.13	✓
<i>percentile rank</i>			57	39	30	20									
<i># of funds in category</i>			222	205	169	89									

# AFFILIATES IN ORAL AND

## Screens Summary (Data as of 12-31-2021)

Fund Removed from Approved List

Fund on Watch List

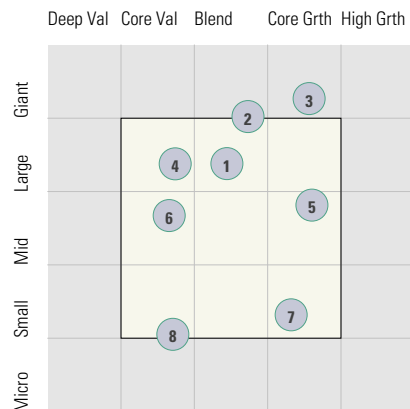
Name	Ticker	Asset Class	Trailing Performance and Risk				Management			Style		Expense			
			1 Yr	3 Yr	5 Yr	10 Yr	Pass/ Fail	Std Dev 3 Yr %	Beta 3 Yr %	Tenure	Pass/ Fail	Style Box	Pass/ Fail	Exp Ratio	Pass/ Fail
Vanguard Target Retirement 2030 Fund <i>percentile rank</i> <i># of funds in category</i>	VTHRX	Target Date	11.38 61 223	15.45 50 204	11.23 42 169	10.36 24 94		11.97	0.99	8.86		—		0.14	
Vanguard Target Retirement 2035 Fund <i>percentile rank</i> <i># of funds in category</i>	VTTHX	Target Date	12.96 79 215	16.66 57 202	12.06 47 166	11.10 31 86		13.24	0.95	8.86		—		0.14	
Vanguard Target Retirement 2040 Fund <i>percentile rank</i> <i># of funds in category</i>	VFORX	Target Date	14.56 81 217	17.89 53 204	12.88 40 169	11.69 31 94		14.51	0.94	8.86		—		0.14	
Vanguard Target Retirement 2045 Fund <i>percentile rank</i> <i># of funds in category</i>	VTIVX	Target Date	16.16 68 215	19.06 49 202	13.55 38 166	12.04 25 85		15.74	0.96	8.86		—		0.15	
Vanguard Target Retirement 2050 Fund <i>percentile rank</i> <i># of funds in category</i>	VFIFX	Target Date	16.41 74 217	19.19 56 204	13.62 43 169	12.07 28 86		15.77	0.94	8.86		—		0.15	
Vanguard Target Retirement 2055 Fund <i>percentile rank</i> <i># of funds in category</i>	VFFVX	Target Date	16.44 78 215	19.18 62 202	13.61 51 164	12.05 34 65		15.77	0.94	8.86		—		0.15	
Vanguard Target Retirement 2060 Fund <i>percentile rank</i> <i># of funds in category</i>	VTTSX	Target Date	16.44 81 209	19.17 67 189	13.61 57 140	— — —		15.75	1.44	8.86		—		0.15	
Vanguard Target Retirement 2065 Fund <i>percentile rank</i> <i># of funds in category</i>	VLVX	Target Date	16.46 76 135	19.13 79 17	— — —	— — —		15.79	1.44	4.47		—		0.15	
Vanguard Target Retirement Income Fund <i>percentile rank</i> <i># of funds in category</i>	VTINX	Target Date	5.25 65 169	9.43 47 153	6.85 46 128	5.88 38 79		5.87	0.83	8.86		—		0.12	
<b>Balanced</b>															
Vanguard LifeStrategy Cnsvr Gr Inv <i>percentile rank</i> <i># of funds in category</i>	VSCGX	Target Risk	6.05 85 504	11.01 48 466	8.05 31 428	7.09 33 284		7.46	1.01	27.27		—		0.12	
Vanguard LifeStrategy Growth Inv <i>percentile rank</i> <i># of funds in category</i>	VASGX	Target Risk	14.35 70 321	17.58 37 294	12.53 22 265	11.12 25 196		14.06	1.03	27.27		—		0.14	
Vanguard LifeStrategy Income Inv <i>percentile rank</i> <i># of funds in category</i>	VASIX	Target Risk	1.92 90 195	7.61 61 182	5.70 39 168	4.98 47 110		4.63	0.97	27.27		—		0.11	
Vanguard LifeStrategy Moderate Gr Inv <i>percentile rank</i> <i># of funds in category</i>	VSMGX	Target Risk	10.08 88 711	14.28 62 666	10.30 52 602	9.12 58 434		10.70	0.99	27.27		—		0.13	

# AFFILIATES IN ORAL AND

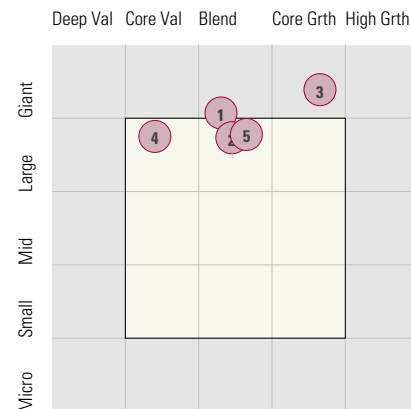
## Style Analysis (Data as of 12-31-2021)

### Style Analysis

Morningstar Style Box US Stock



Morningstar Style Box Non-US Stock



#### US Stock Funds

Fund	Category	Super Sectors %			Asset Allocation %			Avg Mkt Cap M\$
		Cyclical	Defensive	Sensitive	Cash	US Stock	Foreign	
1 DFA US Core Equity 1 I	Large Blend	31.90	20.28	47.83	0.90	98.06	1.03	75.75
2 Vanguard 500 Index Admiral	Large Blend Index	30.22	22.16	47.62	0.47	98.51	1.02	230.90
3 State St Russell Lg Cap Gr® Indx NL CI C	Large Growth	27.10	12.97	59.93	0.58	99.28	0.14	351.02
4 State St Russell Lg Cp Val® Indx NL CI C	Large Value	34.75	31.05	34.20	0.68	98.14	1.17	78.52
5 Vanguard Mid-Cap Growth Index Admiral	Mid-Cap Growth	24.32	18.25	57.44	0.49	98.59	0.92	30.85
6 Vanguard Mid-Cap Value Index Admiral	Mid-Cap Value	47.19	23.69	29.11	1.05	96.91	2.04	23.93
7 State St Russell Sm Cap® Gr Indx NL CI C	Small Growth	25.55	29.85	44.61	0.95	97.52	1.53	3.18
8 State St Russell Sm Cp® Val Indx NL CI C	Small Value	50.48	19.21	30.30	0.72	98.24	1.05	2.32

#### Non-US Stock Funds

Fund	Category	Super Sectors %			Regional Exposure %			Market Maturity %		
		Cyclical	Defensive	Sensitive	Americas	Greater Asia	Greater Europe	Developed	EM	Avg Mkt Cap M\$
1 Vanguard Emerging Mkts Stock Idx Adm	Diversified Emerging Mkts	44.59	13.54	41.87	8.05	77.33	14.62	23.32	76.68	26.56
2 Vanguard Developed Markets Index Admiral	Foreign Large Blend Index	40.39	22.20	37.42	10.54	35.47	53.99	99.21	0.79	31.48
3 Vanguard International Growth Adm	Foreign Large Growth	38.02	25.18	36.80	19.77	31.83	48.40	78.61	21.39	85.43
4 DFA International Value I	Foreign Large Value	59.19	11.16	29.67	11.13	30.09	58.78	99.40	0.60	32.79
5 Vanguard Total World Stock Index Admiral	World Stock	35.39	20.88	43.75	63.27	18.47	18.25	91.94	8.06	77.80

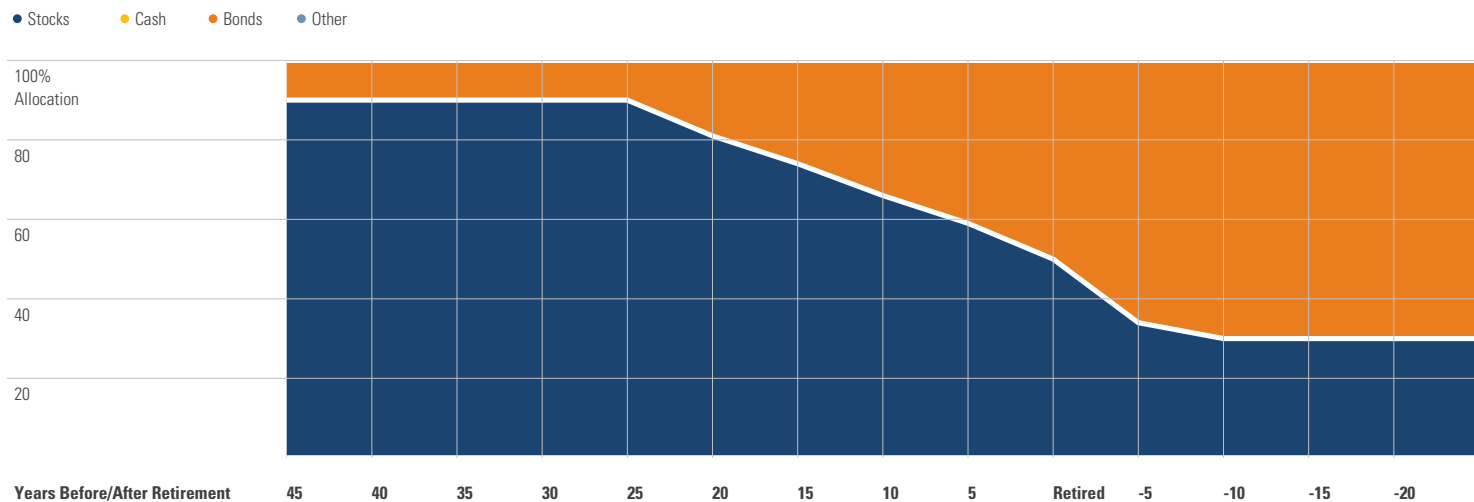
#### Fixed Income Funds

Fund	Category	Super Sectors %				Other Stats	Credit Quality %		
		US Govt Debt	Mtg	US Credit	Non US		Avg Eff Duration	Inv Grade	Below Inv Grade
1 Loomis Sayles Core Plus Bond N	Core Plus Bond	17.18	24.23	40.60	0.00	5.89	83.42	16.58	0.00
2 Vanguard High-Yield Corporate Adm	High Yield Bond	4.46	0.00	87.18	0.00	3.63	9.35	88.90	1.75
3 Vanguard Inflation-Protected Secs Adm	Inflation-Protected Bond	97.81	0.00	0.00	0.00	7.70	97.79	0.00	2.21
4 Vanguard Total Bond Market Index Adm	Intermediate-Term Bond	46.92	20.64	28.71	0.00	6.84	99.97	0.01	0.02
5 Lincoln Stable Value Account -LNGPA	Stable Value	-	-	-	0.00	-	0.00	0.00	-
6 Federated Hermes Govt Ultrashort R6	Ultrashort Bond	12.75	49.06	0.00	0.00	0.40	100.00	0.00	0.00
7 PIMCO International Bond (USD-Hdg) Instl	World Bond	64.24	3.07	7.24	0.00	7.02	93.00	7.00	0.00

# AFFILIATES IN ORAL AND

## Target Date Analysis (Data as of 12-31-2021)

### Target Date Allocation



### Target Date Portfolio Data

	Asset Allocation %								
	Total Stock	US Stock	Non-US Stock	Total Bond	Infl Prot Bond	HY Bond	Cash	Other	Avg Mkt Cap \$M
Vanguard Target Retirement 2015 Fund	30.36	18.11	12.25	65.78	19.08	0.24	3.36	0.50	73.70
Vanguard Target Retirement 2020 Fund	44.76	26.98	17.78	51.87	14.46	0.20	2.95	0.42	74.41
Vanguard Target Retirement 2025 Fund	56.19	33.94	22.25	40.74	2.58	0.19	2.67	0.39	74.55
Vanguard Target Retirement 2030 Fund	64.47	38.93	25.54	32.65	0.00	0.16	2.54	0.33	74.53
Vanguard Target Retirement 2035 Fund	71.81	43.33	28.48	25.31	0.00	0.12	2.62	0.26	74.47
Vanguard Target Retirement 2040 Fund	79.01	47.60	31.41	18.29	0.00	0.09	2.51	0.19	74.37
Vanguard Target Retirement 2045 Fund	86.30	52.07	34.23	10.88	0.00	0.05	2.70	0.13	74.47
Vanguard Target Retirement 2050 Fund	88.31	53.29	35.02	8.97	0.00	0.04	2.61	0.11	74.48
Vanguard Target Retirement 2055 Fund	88.15	53.35	34.80	9.05	0.00	0.04	2.70	0.11	74.69
Vanguard Target Retirement 2060 Fund	88.01	53.55	34.46	9.09	0.00	0.04	2.78	0.11	75.05
Vanguard Target Retirement 2065 Fund	87.90	52.71	35.19	9.12	0.00	0.04	2.87	0.11	74.06
Vanguard Target Retirement Income Fund	29.11	17.36	11.75	66.98	19.63	0.24	3.40	0.50	73.68