

COORDINATED BUSINESS SYSTEMS LTD OF

Screens Summary (Data as of 12-31-2021)

Fund Removed from Approved List

Fund on Watch List

Name	Ticker	Asset Class	Trailing Performance and Risk				Management			Style		Expense				
			1 Yr	3 Yr	5 Yr	10 Yr	Pass/ Fail	Std Dev 3 Yr %	Beta 3 Yr %	Tenure	Pass/ Fail	Style Box	Pass/ Fail	Exp Ratio	Pass/ Fail	
US Stock																
T. Rowe Price Dividend Growth <i>percentile rank</i> <i># of funds in category</i>	PRDGX	Large Blend	26.04 59 1,394	23.45 63 1,256	17.30 46 1,121	15.62 42 831		15.78	0.88	21.77				0.63		
Vanguard 500 Index Admiral <i>percentile rank</i> <i># of funds in category</i>	VFIAX	Large Blend Index	28.66 23 1,394	26.03 24 1,256	18.43 18 1,121	16.51 11 831		17.42	1.00	5.68				0.04		
Fidelity® Contrafund® <i>percentile rank</i> <i># of funds in category</i>	FCNTX	Large Growth	24.36 37 1,241	28.93 56 1,120	22.63 50 1,020	17.96 46 772		17.67	0.95	31.31				0.86		
American Funds Washington Mutual R6 <i>percentile rank</i> <i># of funds in category</i>	RWGMX	Large Value	28.90 21 1,394	20.61 87 1,256	15.53 74 1,121	14.59 69 831		16.72	0.93	24.52				0.27		
Neuberger Berman Mid Cap Growth Inst <i>percentile rank</i> <i># of funds in category</i>	NBMLX	Mid-Cap Growth	12.89 52 591	28.27 40 541	20.06 39 494	15.63 56 383		20.28	0.97	18.93				0.67		
American Century Mid Cap Value I <i>percentile rank</i> <i># of funds in category</i>	AVUAX	Mid-Cap Value	23.30 92 415	17.49 73 393	9.59 75 353	13.01 31 267		19.57	0.87	17.76				0.78		
Carillon Eagle Small Cap Growth I <i>percentile rank</i> <i># of funds in category</i>	HSIIX	Small Growth	1.72 83 617	20.74 85 582	14.28 79 520	13.27 85 394		23.35	0.97	26.02				0.78		
Delaware Small Cap Value Instl <i>percentile rank</i> <i># of funds in category</i>	DEVIX	Small Value	34.24 33 447	19.33 32 419	9.48 40 393	11.89 44 301		25.94	1.00	24.68				0.89		
Non-US Stock																
Vanguard Developed Markets Index Admiral <i>percentile rank</i> <i># of funds in category</i>	VTMGX	Foreign Large Blend Index	11.43 34 771	14.46 33 704	10.15 28 607	8.51 24 415		17.89	1.03	8.86				0.07		
Invesco Oppenheimer International Gr Y <i>percentile rank</i> <i># of funds in category</i>	OIGYX	Foreign Large Growth	10.86 40 452	20.44 42 387	12.32 75 333	9.94 48 225		17.28	0.95	25.79				0.88		
Vanguard International Value Inv <i>percentile rank</i> <i># of funds in category</i>	VTRIX	Foreign Large Value	7.97 87 350	12.31 19 326	9.16 4 286	7.57 16 180		19.55	1.11	11.60				0.35		
American Funds New Perspective R6 <i>percentile rank</i> <i># of funds in category</i>	RNPGX	World Stock	18.10 28 355	27.28 28 306	20.28 22 261	15.81 15 166		18.04	1.04	21.10		—		0.41		

COORDINATED BUSINESS SYSTEMS LTD OF

Screens Summary (Data as of 12-31-2021)

Fund Removed from Approved List

Fund on Watch List

Name	Ticker	Asset Class	Trailing Performance and Risk				Management			Style		Expense			
			1 Yr	3 Yr	5 Yr	10 Yr	Pass/ Fail	Std Dev 3 Yr %	Beta 3 Yr %	Tenure	Pass/ Fail	Style Box	Pass/ Fail	Exp Ratio	Pass/ Fail
Alternative															
PIMCO Commodity Real Return Strat I2	PCRPX	Commodities Broad Basket	33.15	14.61	5.87	-1.87		18.74	1.19	7.00		—	—	0.92	
<i>percentile rank</i>			28	8	29	45									
<i># of funds in category</i>			114	109	86	55									
Vanguard Real Estate Index Admiral	VGSLX	Real Estate	40.40	19.95	11.24	11.51		18.85	0.94	25.65		—		0.12	
<i>percentile rank</i>			59	42	49	31									
<i># of funds in category</i>			255	235	202	151									
Fixed Income															
Eaton Vance Income Fund of Boston I	EIBIX	High Yield Bond	5.80	8.08	5.50	6.18		8.44	0.91	7.16		—	—	0.75	
<i>percentile rank</i>			22	41	40	35									
<i># of funds in category</i>			680	636	560	373									
BlackRock Inflation Protected Bond Instl	BPRIX	Inflation- Protected Bond	5.74	8.56	5.29	2.90		4.05	1.02	4.88		—	—	0.44	
<i>percentile rank</i>			30	16	23	34									
<i># of funds in category</i>			210	203	180	125									
Baird Aggregate Bond Inst	BAGIX	Intermediate- Term Bond	-1.46	5.43	4.01	3.74		3.86	1.09	21.27			—	0.30	
<i>percentile rank</i>			40	20	13	9									
<i># of funds in category</i>			426	389	351	256									
PIMCO Income I2	PONPX	Multisector Bond	2.50	5.36	4.98	6.87		5.79	0.83	14.77		—	—	0.72	
<i>percentile rank</i>			48	60	28	1									
<i># of funds in category</i>			339	277	238	134									
Federated Hermes Govt Ultrashort IS	FGUSX	Ultrashort Bond	-0.06	1.18	1.30	0.80		0.54	0.05	24.49		—	—	0.26	
<i>percentile rank</i>			76	73	74	80									
<i># of funds in category</i>			239	214	175	94									
PIMCO International Bond (USD-Hdg) I-2	PFBPX	World Bond	-1.76	3.76	3.44	4.68		3.60	0.71	7.27		—	—	0.62	
<i>percentile rank</i>			48	65	30	8									
<i># of funds in category</i>			125	110	81	48									
Target Date															
Vanguard Target Retirement 2015 Fund	VTXVX	Target Date	5.78	10.24	7.71	7.46		6.82	0.81	8.86		—		0.12	
<i>percentile rank</i>			97	85	78	68									
<i># of funds in category</i>			123	118	89	45									
Vanguard Target Retirement 2020 Fund	VTWNX	Target Date	8.17	12.55	9.26	8.71		9.04	0.97	8.86		—		0.13	
<i>percentile rank</i>			68	49	37	32									
<i># of funds in category</i>			172	161	127	65									
Vanguard Target Retirement 2025 Fund	VTTVX	Target Date	9.80	14.17	10.35	9.60		10.69	1.02	8.86		—		0.13	
<i>percentile rank</i>			57	39	30	20									
<i># of funds in category</i>			222	205	169	89									
Vanguard Target Retirement 2030 Fund	VTHRX	Target Date	11.38	15.45	11.23	10.36		11.97	0.99	8.86		—		0.14	
<i>percentile rank</i>			61	50	42	24									
<i># of funds in category</i>			223	204	169	94									
Vanguard Target Retirement 2035 Fund	VTTX	Target Date	12.96	16.66	12.06	11.10		13.24	0.95	8.86		—		0.14	
<i>percentile rank</i>			79	57	47	31									
<i># of funds in category</i>			215	202	166	86									

COORDINATED BUSINESS SYSTEMS LTD OF

Screens Summary (Data as of 12-31-2021)

⊖ Fund Removed from Approved List

! Fund on Watch List

Name	Ticker	Asset Class	Trailing Performance and Risk				Management			Style		Expense			
			1 Yr	3 Yr	5 Yr	10 Yr	Pass/ Fail	Std Dev 3 Yr %	Beta 3 Yr %	Tenure	Pass/ Fail	Style Box	Pass/ Fail	Exp Ratio	Pass/ Fail
Vanguard Target Retirement 2040 Fund	VFORX	Target Date	14.56	17.89	12.88	11.69	✓	14.51	0.94	8.86	✓	—	✓	0.14	✓
<i>percentile rank</i>			<i>81</i>	<i>53</i>	<i>40</i>	<i>31</i>									
<i># of funds in category</i>			<i>217</i>	<i>204</i>	<i>169</i>	<i>94</i>									
Vanguard Target Retirement 2045 Fund	VTIVX	Target Date	16.16	19.06	13.55	12.04	✓	15.74	0.96	8.86	✓	—	✓	0.15	✓
<i>percentile rank</i>			<i>68</i>	<i>49</i>	<i>38</i>	<i>25</i>									
<i># of funds in category</i>			<i>215</i>	<i>202</i>	<i>166</i>	<i>85</i>									
Vanguard Target Retirement 2050 Fund	VFIFX	Target Date	16.41	19.19	13.62	12.07	✓	15.77	0.94	8.86	✓	—	✓	0.15	✓
<i>percentile rank</i>			<i>74</i>	<i>56</i>	<i>43</i>	<i>28</i>									
<i># of funds in category</i>			<i>217</i>	<i>204</i>	<i>169</i>	<i>86</i>									
Vanguard Target Retirement 2055 Fund	VFFVX	Target Date	16.44	19.18	13.61	12.05	✓	15.77	0.94	8.86	✓	—	✓	0.15	✓
<i>percentile rank</i>			<i>78</i>	<i>62</i>	<i>51</i>	<i>34</i>									
<i># of funds in category</i>			<i>215</i>	<i>202</i>	<i>164</i>	<i>65</i>									
Vanguard Target Retirement 2060 Fund	VTTSX	Target Date	16.44	19.17	13.61	—	✓	15.75	1.44	8.86	✓	—	✓	0.15	✓
<i>percentile rank</i>			<i>81</i>	<i>67</i>	<i>57</i>	<i>—</i>									
<i># of funds in category</i>			<i>209</i>	<i>189</i>	<i>140</i>	<i>—</i>									
Vanguard Target Retirement 2065 Fund	VLVX	Target Date	16.46	19.13	—	—	✖	15.79	1.44	4.47	✓	—	✓	0.15	✓
<i>percentile rank</i>			<i>76</i>	<i>79</i>	<i>—</i>	<i>—</i>									
<i># of funds in category</i>			<i>135</i>	<i>17</i>	<i>—</i>	<i>—</i>									
Vanguard Target Retirement Income Fund	VTINX	Target Date	5.25	9.43	6.85	5.88	✓	5.87	0.83	8.86	✓	—	✓	0.12	✓
<i>percentile rank</i>			<i>65</i>	<i>47</i>	<i>46</i>	<i>38</i>									
<i># of funds in category</i>			<i>169</i>	<i>153</i>	<i>128</i>	<i>79</i>									

Balanced

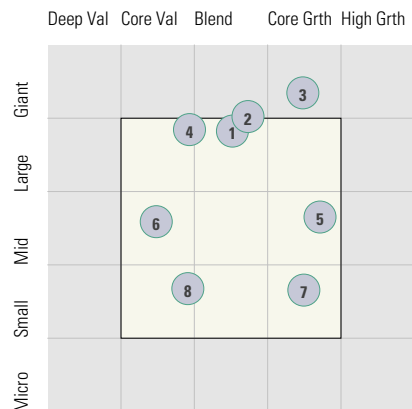
BlackRock Global Allocation Instl	MALOX	World Allocation	6.73	14.97	9.84	7.88	✓	11.71	1.04	5.00	✓	☒	✓	0.82	✓
<i>percentile rank</i>			<i>81</i>	<i>10</i>	<i>18</i>	<i>29</i>									
<i># of funds in category</i>			<i>433</i>	<i>412</i>	<i>358</i>	<i>245</i>									

COORDINATED BUSINESS SYSTEMS LTD OF

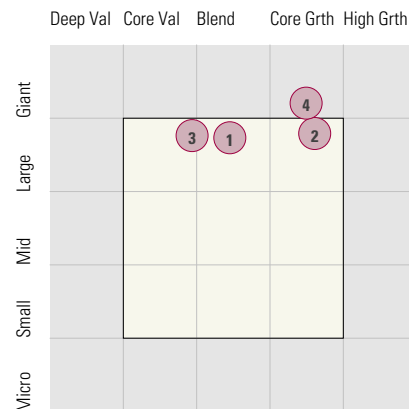
Style Analysis (Data as of 12-31-2021)

Style Analysis

Morningstar Style Box US Stock



Morningstar Style Box Non-US Stock



US Stock Funds

	Category	Super Sectors %			Asset Allocation %			Avg Mkt Cap M\$	
		Cyclical	Defensive	Sensitive	Cash	US Stock	Foreign		
1	T. Rowe Price Dividend Growth	Large Blend	31.60	30.01	38.40	3.47	90.59	5.93	155.85
2	Vanguard 500 Index Admiral	Large Blend Index	30.22	22.16	47.62	0.47	98.51	1.02	230.90
3	Fidelity® Contrafund®	Large Growth	31.81	13.47	54.73	2.02	91.01	5.91	342.06
4	American Funds Washington Mutual R6	Large Value	30.97	27.31	41.72	2.69	88.66	7.86	157.45
5	Neuberger Berman Mid Cap Growth Inst	Mid-Cap Growth	26.82	18.14	55.03	2.00	95.74	2.25	23.24
6	American Century Mid Cap Value I	Mid-Cap Value	37.92	34.83	27.25	1.40	86.80	11.80	18.73
7	Carillon Eagle Small Cap Growth I	Small Growth	26.79	28.54	44.67	1.45	96.28	2.28	4.99
8	Delaware Small Cap Value Instl	Small Value	52.55	9.99	37.45	1.33	96.28	2.35	4.80

Non-US Stock Funds

	Category	Super Sectors %			Regional Exposure %			Market Maturity %			
		Cyclical	Defensive	Sensitive	Americas	Greater Asia	Greater Europe	Developed	EM%	Avg Mkt Cap M\$	
1	Vanguard Developed Markets Index Admiral	Foreign Large Blend Index	40.39	22.20	37.42	10.54	35.47	53.99	99.21	0.79	31.48
2	Invesco Oppenheimer International Gr Y	Foreign Large Growth	26.51	25.10	48.39	14.64	19.39	65.97	95.86	4.14	38.36
3	Vanguard International Value Inv	Foreign Large Value	47.50	14.47	38.04	12.41	36.27	51.31	82.31	17.69	30.20
4	American Funds New Perspective R6	World Stock	38.03	18.33	43.63	61.53	12.23	26.24	95.76	4.24	157.93

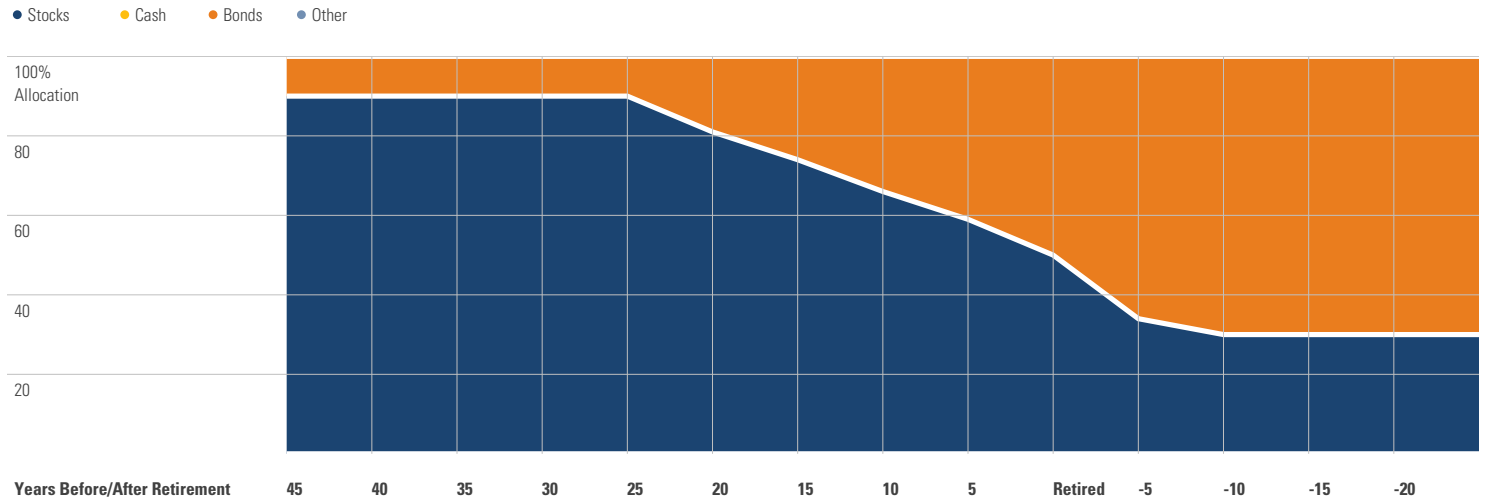
Fixed Income Funds

	Category	Super Sectors %				Other Stats	Credit Quality %			
		US Govt Debt	Mtg	US Credit	Non US	Avg Eff Duration	Inv Grade	Below Inv Grade	NR/NA	
1	Eaton Vance Income Fund of Boston I	High Yield Bond	0.00	0.00	88.31	0.00	3.41	0.77	96.03	3.20
2	BlackRock Inflation Protected Bond Instl	Inflation-Protected Bond	95.96	0.00	1.91	0.00	6.91	98.70	0.15	1.15
3	Baird Aggregate Bond Inst	Intermediate-Term Bond	30.09	18.36	43.28	0.00	6.78	99.30	0.70	0.00
4	PIMCO Income I2	Multisector Bond	53.76	6.54	15.92	0.00	1.74	81.00	19.00	0.00
5	Federated Hermes Govt Ultrashort IS	Ultrashort Bond	12.75	49.06	0.00	0.00	0.40	100.00	0.00	0.00
6	PIMCO International Bond (USD-Hdg) I-2	World Bond	64.24	3.07	7.24	0.00	7.02	93.00	7.00	0.00

COORDINATED BUSINESS SYSTEMS LTD OF

Target Date Analysis (Data as of 12-31-2021)

Target Date Allocation



Target Date Portfolio Data

Asset Allocation %

	Total Stock	US Stock	Non-US Stock	Total Bond	Infl Prot Bond	HY Bond	Cash	Other	Avg Mkt Cap \$M
Vanguard Target Retirement 2015 Fund	30.36	18.11	12.25	65.78	19.08	0.24	3.36	0.50	73.70
Vanguard Target Retirement 2020 Fund	44.76	26.98	17.78	51.87	14.46	0.20	2.95	0.42	74.41
Vanguard Target Retirement 2025 Fund	56.19	33.94	22.25	40.74	2.58	0.19	2.67	0.39	74.55
Vanguard Target Retirement 2030 Fund	64.47	38.93	25.54	32.65	0.00	0.16	2.54	0.33	74.53
Vanguard Target Retirement 2035 Fund	71.81	43.33	28.48	25.31	0.00	0.12	2.62	0.26	74.47
Vanguard Target Retirement 2040 Fund	79.01	47.60	31.41	18.29	0.00	0.09	2.51	0.19	74.37
Vanguard Target Retirement 2045 Fund	86.30	52.07	34.23	10.88	0.00	0.05	2.70	0.13	74.47
Vanguard Target Retirement 2050 Fund	88.31	53.29	35.02	8.97	0.00	0.04	2.61	0.11	74.48
Vanguard Target Retirement 2055 Fund	88.15	53.35	34.80	9.05	0.00	0.04	2.70	0.11	74.69
Vanguard Target Retirement 2060 Fund	88.01	53.55	34.46	9.09	0.00	0.04	2.78	0.11	75.05
Vanguard Target Retirement 2065 Fund	87.90	52.71	35.19	9.12	0.00	0.04	2.87	0.11	74.06
Vanguard Target Retirement Income Fund	29.11	17.36	11.75	66.98	19.63	0.24	3.40	0.50	73.68