

# CHEMIA CORPORATION 401K PROFIT

## Screens Summary (Data as of 12-31-2021)


Fund Removed from Approved List

Fund on Watch List







Name	Ticker	Asset Class	Trailing Performance and Risk				Management			Style		Expense				
			1 Yr	3 Yr	5 Yr	10 Yr	Pass/ Fail	Std Dev 3 Yr %	Beta 3 Yr %	Tenure	Pass/ Fail	Style Box	Pass/ Fail	Exp Ratio	Pass/ Fail	
<b>US Stock</b>																
Vanguard 500 Index Admiral <i>percentile rank</i> <i># of funds in category</i>	VFIAX	Large Blend Index	28.66 23 1,394	26.03 24 1,256	18.43 18 1,121	16.51 11 831		17.42	1.00	5.68				0.04		
Fidelity® Contrafund® <i>percentile rank</i> <i># of funds in category</i>	FCNTX	Large Growth	24.36 37 1,241	28.93 56 1,120	22.63 50 1,020	17.96 46 772		17.67	0.95	31.31				0.86		
American Funds Washington Mutual R6 <i>percentile rank</i> <i># of funds in category</i>	RWMGX	Large Value	28.90 21 1,394	20.61 87 1,256	15.53 74 1,121	14.59 69 831		16.72	0.93	24.52				0.27		
Vanguard Mid Cap Index Admiral <i>percentile rank</i> <i># of funds in category</i>	VIMAX	Mid-Cap Blend	24.51 47 392	24.48 11 361	15.86 6 314	15.12 9 207		20.29	0.97	23.63				0.05		
Carillon Eagle Small Cap Growth I <i>percentile rank</i> <i># of funds in category</i>	HSIIX	Small Growth	1.72 83 617	20.74 85 582	14.28 79 520	13.27 85 394		23.35	0.97	26.02				0.78		
Delaware Small Cap Value Instl <i>percentile rank</i> <i># of funds in category</i>	DEVIX	Small Value	34.24 33 447	19.33 32 419	9.48 40 393	11.89 44 301		25.94	1.00	24.68				0.89		
<b>Non-US Stock</b>																
Vanguard Developed Markets Index Admiral <i>percentile rank</i> <i># of funds in category</i>	VTMGX	Foreign Large Blend Index	11.43 34 771	14.46 33 704	10.15 28 607	8.51 24 415		17.89	1.03	8.86				0.07		
American Funds Europacific Growth R6 <i>percentile rank</i> <i># of funds in category</i>	REGGX	Foreign Large Growth	2.84 80 452	17.95 70 387	12.87 67 333	10.01 47 225		17.88	0.99	20.60				0.46		
<b>Alternative</b>																
Vanguard Real Estate Index Admiral <i>percentile rank</i> <i># of funds in category</i>	VGSLX	Real Estate	40.40 59 255	19.95 42 235	11.24 49 202	11.51 31 151		18.85	0.94	25.65		—		0.12		
<b>Fixed Income</b>																
BlackRock Inflation Protected Bond Instl <i>percentile rank</i> <i># of funds in category</i>	BPRIX	Inflation-Protected Bond	5.74 30 210	8.56 16 203	5.29 23 180	2.90 34 125		4.05	1.02	4.88		—	—	0.44		
Baird Aggregate Bond Inst <i>percentile rank</i> <i># of funds in category</i>	BAGIX	Intermediate-Term Bond	-1.46 40 426	5.43 20 389	4.01 13 351	3.74 9 256		3.86	1.09	21.27			—	0.30		

# CHEMIA CORPORATION 401K PROFIT






## Screens Summary (Data as of 12-31-2021)

 Fund Removed from Approved List

 Fund on Watch List

Name	Ticker	Asset Class	Trailing Performance and Risk				Management			Style		Expense			
			1 Yr	3 Yr	5 Yr	10 Yr	Pass/ Fail	Std Dev 3 Yr %	Beta 3 Yr %	Tenure	Pass/ Fail	Style Box	Pass/ Fail	Exp Ratio	Pass/ Fail
PIMCO Income I2	PONPX	Multisector Bond	2.50	5.36	4.98	6.87		5.79	0.83	14.77		—	—	0.72	
<i>percentile rank</i>			<i>48</i>	<i>60</i>	<i>28</i>	<i>1</i>									
<i># of funds in category</i>			<i>339</i>	<i>277</i>	<i>238</i>	<i>134</i>									
Federated Hermes Govt Ultrashort IS	FGUSX	Ultrashort Bond	-0.06	1.18	1.30	0.80		0.54	0.05	24.49		—	—	0.26	
<i>percentile rank</i>			<i>76</i>	<i>73</i>	<i>74</i>	<i>80</i>									
<i># of funds in category</i>			<i>239</i>	<i>214</i>	<i>175</i>	<i>94</i>									

### Balanced

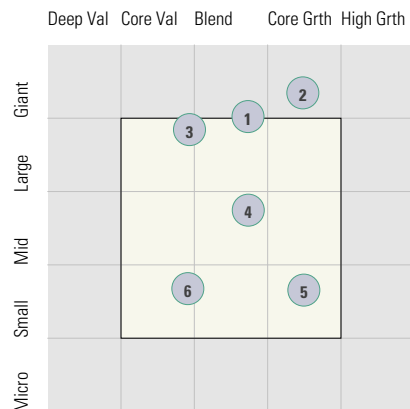
BlackRock Global Allocation Instl	MALOX	World Allocation	6.73	14.97	9.84	7.88		11.71	1.04	5.00				0.82	
<i>percentile rank</i>			<i>81</i>	<i>10</i>	<i>18</i>	<i>29</i>									
<i># of funds in category</i>			<i>433</i>	<i>412</i>	<i>358</i>	<i>245</i>									

# CHEMIA CORPORATION 401K PROFIT

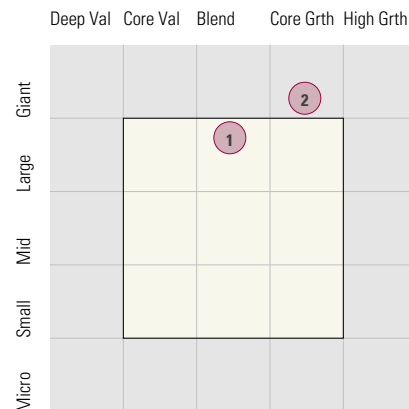
## Style Analysis (Data as of 12-31-2021)

### Style Analysis

Morningstar Style Box US Stock



Morningstar Style Box Non-US Stock



#### US Stock Funds

	Category	Super Sectors %			Asset Allocation %			Avg Mkt Cap M\$	
		Cyclical	Defensive	Sensitive	Cash	US Stock	Foreign		
1	Vanguard 500 Index Admiral	Large Blend Index	30.22	22.16	47.62	0.47	98.51	1.02	230.90
2	Fidelity® Contrafund®	Large Growth	31.81	13.47	54.73	2.02	91.01	5.91	342.06
3	American Funds Washington Mutual R6	Large Value	30.97	27.31	41.72	2.69	88.66	7.86	157.45
4	Vanguard Mid Cap Index Admiral	Mid-Cap Blend	35.40	20.87	43.74	0.90	97.64	1.46	27.29
5	Carillon Eagle Small Cap Growth I	Small Growth	26.79	28.54	44.67	1.45	96.28	2.28	4.99
6	Delaware Small Cap Value Instl	Small Value	52.55	9.99	37.45	1.33	96.28	2.35	4.80

#### Non-US Stock Funds

	Category	Super Sectors %			Regional Exposure %			Market Maturity %			
		Cyclical	Defensive	Sensitive	Americas	Greater Asia	Greater Europe	Developed	EM%	Avg Mkt Cap M\$	
1	Vanguard Developed Markets Index Admiral	Foreign Large Blend Index	40.39	22.20	37.42	10.54	35.47	53.99	99.21	0.79	31.48
2	American Funds Europacific Growth R6	Foreign Large Growth	36.08	19.48	44.44	13.65	37.75	48.60	77.71	22.29	61.49

#### Fixed Income Funds

	Category	Super Sectors %				Other Stats	Credit Quality %			
		US Govt Debt	Mtg	US Credit	Non US	Avg Eff Duration	Inv Grade	Below Inv Grade	NR/NA	
1	BlackRock Inflation Protected Bond Instl	Inflation-Protected Bond	95.96	0.00	1.91	0.00	6.91	98.70	0.15	1.15
2	Baird Aggregate Bond Inst	Intermediate-Term Bond	30.09	18.36	43.28	0.00	6.78	99.30	0.70	0.00
3	PIMCO Income I2	Multisector Bond	53.76	6.54	15.92	0.00	1.74	81.00	19.00	0.00
4	Federated Hermes Govt Ultrashort IS	Ultrashort Bond	12.75	49.06	0.00	0.00	0.40	100.00	0.00	0.00