

# CHERRY LANE RETIREMENT TRUST

## Screens Summary (Data as of 12-31-2021)

Fund Removed from Approved List

Fund on Watch List

Name	Ticker	Asset Class	Trailing Performance and Risk				Management			Style		Expense				
			1 Yr	3 Yr	5 Yr	10 Yr	Pass/ Fail	Std Dev 3 Yr %	Beta 3 Yr %	Tenure	Pass/ Fail	Style Box	Pass/ Fail	Exp Ratio	Pass/ Fail	
<b>US Stock</b>																
Vanguard 500 Index Admiral	VFIAX	Large Blend Index	28.66	26.03	18.43	16.51		17.42	1.00	5.68				0.04		
<i>percentile rank</i>			23	24	18	11										
<i># of funds in category</i>			1,394	1,256	1,121	831										
Fidelity® Contrafund®	FCNTX	Large Growth	24.36	28.93	22.63	17.96		17.67	0.95	31.31				0.86		
<i>percentile rank</i>			37	56	50	46										
<i># of funds in category</i>			1,241	1,120	1,020	772										
American Funds Washington Mutual R6	RWMGX	Large Value	28.90	20.61	15.53	14.59		16.72	0.93	24.52				0.27		
<i>percentile rank</i>			21	87	74	69										
<i># of funds in category</i>			1,394	1,256	1,121	831										
Vanguard Mid Cap Index Admiral	VIMAX	Mid-Cap Blend	24.51	24.48	15.86	15.12		20.29	0.97	23.63				0.05		
<i>percentile rank</i>			47	11	6	9										
<i># of funds in category</i>			392	361	314	207										
Carillon Eagle Small Cap Growth I	HSIIX	Small Growth	1.72	20.74	14.28	13.27		23.35	0.97	26.02				0.78		
<i>percentile rank</i>			83	85	79	85										
<i># of funds in category</i>			617	582	520	394										
Delaware Small Cap Value Instl	DEVIX	Small Value	34.24	19.33	9.48	11.89		25.94	1.00	24.68				0.89		
<i>percentile rank</i>			33	32	40	44										
<i># of funds in category</i>			447	419	393	301										
<b>Non-US Stock</b>																
JPMorgan Emerging Markets Equity R5	JEMOX	Diversified Emerging Mkts	-10.23	16.94	13.92	—		19.80	1.02	16.34				0.89		
<i>percentile rank</i>			92	14	10	—										
<i># of funds in category</i>			794	721	616	344										
Vanguard Developed Markets Index Admiral	VTMGX	Foreign Large Blend Index	11.43	14.46	10.15	8.51		17.89	1.03	8.86				0.07		
<i>percentile rank</i>			34	33	28	24										
<i># of funds in category</i>			771	704	607	415										
American Funds Europacific Growth R6	RERGX	Foreign Large Growth	2.84	17.95	12.87	10.01		17.88	0.99	20.60				0.46		
<i>percentile rank</i>			80	70	67	47										
<i># of funds in category</i>			452	387	333	225										
<b>Alternative</b>																
Vanguard Real Estate Index Admiral	VGSLX	Real Estate	40.40	19.95	11.24	11.51		18.85	0.94	25.65		—		0.12		
<i>percentile rank</i>			59	42	49	31										
<i># of funds in category</i>			255	235	202	151										
<b>Fixed Income</b>																
BlackRock Inflation Protected Bond Instl	BPRIX	Inflation-Protected Bond	5.74	8.56	5.29	2.90		4.05	1.02	4.88		—	—	0.44		
<i>percentile rank</i>			30	16	23	34										
<i># of funds in category</i>			210	203	180	125										

# CHERRY LANE RETIREMENT TRUST

## Screens Summary (Data as of 12-31-2021)

⊖ Fund Removed from Approved List 
 ! Fund on Watch List


Name	Ticker	Asset Class	Trailing Performance and Risk				Management			Style		Expense			
			1 Yr	3 Yr	5 Yr	10 Yr	Pass/Fail	Std Dev 3 Yr %	Beta 3 Yr %	Tenure	Pass/Fail	Style Box	Pass/Fail	Exp Ratio	Pass/Fail
Baird Aggregate Bond Inst	BAGIX	Intermediate-Term Bond	-1.46	5.43	4.01	3.74	✓	3.86	1.09	21.27	✓	☒	—	0.30	✓
<i>percentile rank</i>			40	20	13	9									
<i># of funds in category</i>			426	389	351	256									
PIMCO Income I2	PONPX	Multisector Bond	2.50	5.36	4.98	6.87	✓	5.79	0.83	14.77	✓	—	—	0.72	✓
<i>percentile rank</i>			48	60	28	1									
<i># of funds in category</i>			339	277	238	134									
Federated Hermes Govt Ultrashort IS	FGUSX	Ultrashort Bond	-0.06	1.18	1.30	0.80	✖	0.54	0.05	24.49	✓	—	—	0.26	✓
<i>percentile rank</i>			76	73	74	80									
<i># of funds in category</i>			239	214	175	94									

### Target Date










Vanguard Target Retirement 2015 Fund	VTXVX	Target Date	5.78	10.24	7.71	7.46	✓	6.82	0.81	8.86	✓	—	✓	0.12	✓
<i>percentile rank</i>			97	85	78	68									
<i># of funds in category</i>			123	118	89	45									
Vanguard Target Retirement 2020 Fund	VTW NX	Target Date	8.17	12.55	9.26	8.71	✓	9.04	0.97	8.86	✓	—	✓	0.13	✓
<i>percentile rank</i>			68	49	37	32									
<i># of funds in category</i>			172	161	127	65									
Vanguard Target Retirement 2025 Fund	VTTVX	Target Date	9.80	14.17	10.35	9.60	✓	10.69	1.02	8.86	✓	—	✓	0.13	✓
<i>percentile rank</i>			57	39	30	20									
<i># of funds in category</i>			222	205	169	89									
Vanguard Target Retirement 2030 Fund	VTHRX	Target Date	11.38	15.45	11.23	10.36	✓	11.97	0.99	8.86	✓	—	✓	0.14	✓
<i>percentile rank</i>			61	50	42	24									
<i># of funds in category</i>			223	204	169	94									
Vanguard Target Retirement 2035 Fund	VTTX	Target Date	12.96	16.66	12.06	11.10	✓	13.24	0.95	8.86	✓	—	✓	0.14	✓
<i>percentile rank</i>			79	57	47	31									
<i># of funds in category</i>			215	202	166	86									
Vanguard Target Retirement 2040 Fund	VFORX	Target Date	14.56	17.89	12.88	11.69	✓	14.51	0.94	8.86	✓	—	✓	0.14	✓
<i>percentile rank</i>			81	53	40	31									
<i># of funds in category</i>			217	204	169	94									
Vanguard Target Retirement 2045 Fund	VTIVX	Target Date	16.16	19.06	13.55	12.04	✓	15.74	0.96	8.86	✓	—	✓	0.15	✓
<i>percentile rank</i>			68	49	38	25									
<i># of funds in category</i>			215	202	166	85									
Vanguard Target Retirement 2050 Fund	VFIFX	Target Date	16.41	19.19	13.62	12.07	✓	15.77	0.94	8.86	✓	—	✓	0.15	✓
<i>percentile rank</i>			74	56	43	28									
<i># of funds in category</i>			217	204	169	86									
Vanguard Target Retirement 2055 Fund	VFFVX	Target Date	16.44	19.18	13.61	12.05	✓	15.77	0.94	8.86	✓	—	✓	0.15	✓
<i>percentile rank</i>			78	62	51	34									
<i># of funds in category</i>			215	202	164	65									
Vanguard Target Retirement 2060 Fund	VTTX	Target Date	16.44	19.17	13.61	—	✓	15.75	1.44	8.86	✓	—	✓	0.15	✓
<i>percentile rank</i>			81	67	57	—									
<i># of funds in category</i>			209	189	140	—									
Vanguard Target Retirement 2065 Fund	VLXVX	Target Date	16.46	19.13	—	—	✖	15.79	1.44	4.47	✓	—	✓	0.15	✓
<i>percentile rank</i>			76	79	—	—									
<i># of funds in category</i>			135	17	—	—									

**CHERRY LANE RETIREMENT TRUST**

## Screens Summary (Data as of 12-31-2021)

 Fund Removed from Approved List

 Fund on Watch List

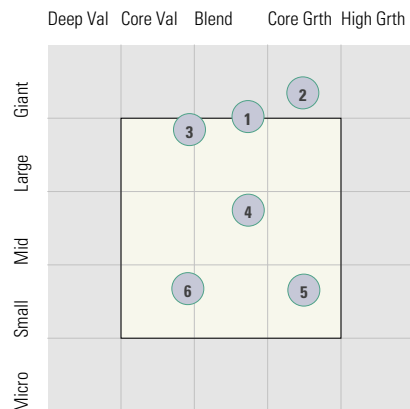
Name	Ticker	Asset Class	Trailing Performance and Risk				Management			Style		Expense			
			1 Yr	3 Yr	5 Yr	10 Yr	Pass/ Fail	Std Dev 3 Yr %	Beta 3 Yr %	Tenure	Pass/ Fail	Style Box	Pass/ Fail	Exp Ratio	Pass/ Fail
Vanguard Target Retirement Income Fund	VTINX	Target Date	5.25	9.43	6.85	5.88		5.87	0.83	8.86		—		0.12	
<i>percentile rank</i>			<i>65</i>	<i>47</i>	<i>46</i>	<i>38</i>									
<i># of funds in category</i>			<i>169</i>	<i>153</i>	<i>128</i>	<i>79</i>									
<b>Balanced</b>															
BlackRock Global Allocation Instl	MALOX	World Allocation	6.73	14.97	9.84	7.88		11.71	1.04	5.00				0.82	
<i>percentile rank</i>			<i>81</i>	<i>10</i>	<i>18</i>	<i>29</i>									
<i># of funds in category</i>			<i>433</i>	<i>412</i>	<i>358</i>	<i>245</i>									

# CHERRY LANE RETIREMENT TRUST

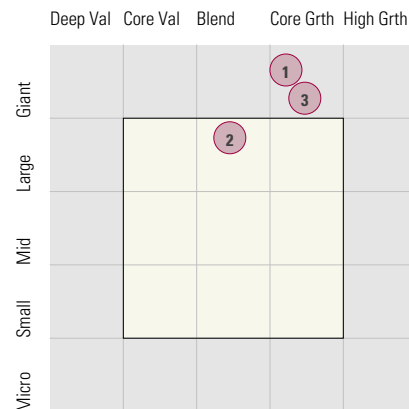
## Style Analysis (Data as of 12-31-2021)

### Style Analysis

Morningstar Style Box US Stock



Morningstar Style Box Non-US Stock



**US Stock Funds**

Fund Rank	Fund Name	Category	Super Sectors %			Asset Allocation %			Avg Mkt Cap M\$
			Cyclical	Defensive	Sensitive	Cash	US Stock	Foreign	
1	Vanguard 500 Index Admiral	Large Blend Index	30.22	22.16	47.62	0.47	98.51	1.02	230.90
2	Fidelity® Contrafund®	Large Growth	31.81	13.47	54.73	2.02	91.01	5.91	342.06
3	American Funds Washington Mutual R6	Large Value	30.97	27.31	41.72	2.69	88.66	7.86	157.45
4	Vanguard Mid Cap Index Admiral	Mid-Cap Blend	35.40	20.87	43.74	0.90	97.64	1.46	27.29
5	Carillon Eagle Small Cap Growth I	Small Growth	26.79	28.54	44.67	1.45	96.28	2.28	4.99
6	Delaware Small Cap Value Instl	Small Value	52.55	9.99	37.45	1.33	96.28	2.35	4.80

**Non-US Stock Funds**

Fund Rank	Fund Name	Category	Super Sectors %			Regional Exposure %			Market Maturity %		
			Cyclical	Defensive	Sensitive	Americas	Greater Asia	Greater Europe	Developed	EM%	Avg Mkt Cap M\$
1	JPMorgan Emerging Markets Equity R5	Diversified Emerging Mkts	39.30	14.76	45.94	9.20	84.65	6.15	33.98	66.02	72.28
2	Vanguard Developed Markets Index Admiral	Foreign Large Blend Index	40.39	22.20	37.42	10.54	35.47	53.99	99.21	0.79	31.48
3	American Funds Europacific Growth R6	Foreign Large Growth	36.08	19.48	44.44	13.65	37.75	48.60	77.71	22.29	61.49

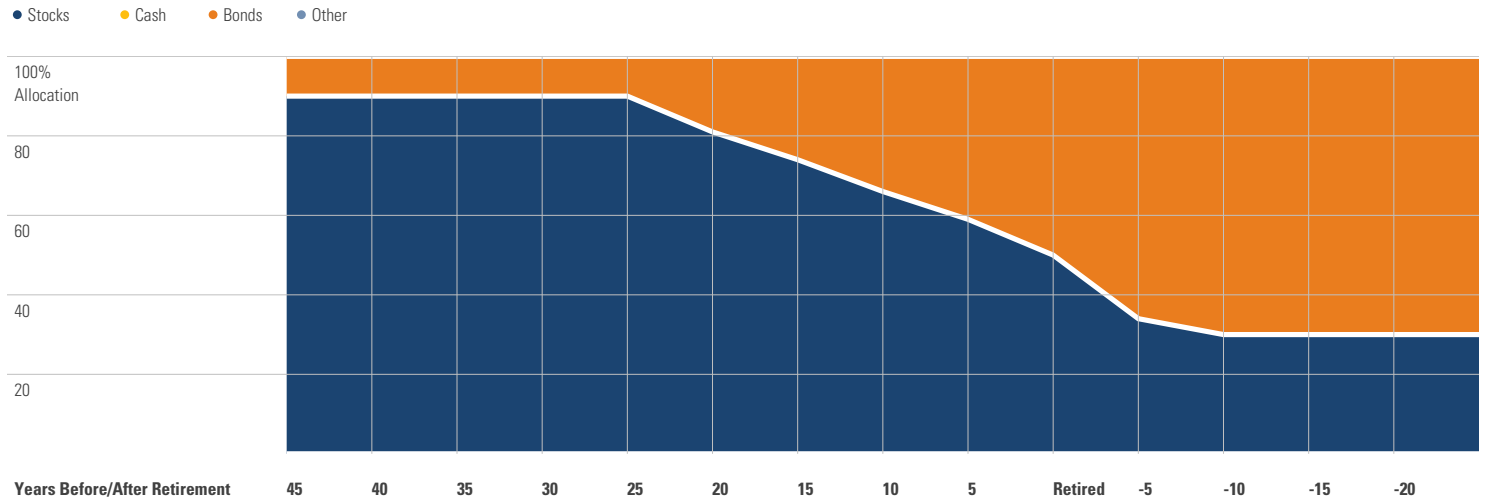
**Fixed Income Funds**

Fund Rank	Fund Name	Category	Super Sectors %				Other Stats	Credit Quality %		
			US Govt Debt	Mtg	US Credit	Non US		Avg Eff Duration	Inv Grade	Below Inv Grade
1	BlackRock Inflation Protected Bond Instl	Inflation-Protected Bond	95.96	0.00	1.91	0.00	6.91	98.70	0.15	1.15
2	Baird Aggregate Bond Inst	Intermediate-Term Bond	30.09	18.36	43.28	0.00	6.78	99.30	0.70	0.00
3	PIMCO Income I2	Multisector Bond	53.76	6.54	15.92	0.00	1.74	81.00	19.00	0.00
4	Federated Hermes Govt Ultrashort IS	Ultrashort Bond	12.75	49.06	0.00	0.00	0.40	100.00	0.00	0.00

# CHERRY LANE RETIREMENT TRUST

## Target Date Analysis (Data as of 12-31-2021)

### Target Date Allocation



### Target Date Portfolio Data

#### Asset Allocation %

	Total Stock	US Stock	Non-US Stock	Total Bond	Infl Prot Bond	HY Bond	Cash	Other	Avg Mkt Cap \$M
Vanguard Target Retirement 2015 Fund	30.36	18.11	12.25	65.78	19.08	0.24	3.36	0.50	73.70
Vanguard Target Retirement 2020 Fund	44.76	26.98	17.78	51.87	14.46	0.20	2.95	0.42	74.41
Vanguard Target Retirement 2025 Fund	56.19	33.94	22.25	40.74	2.58	0.19	2.67	0.39	74.55
Vanguard Target Retirement 2030 Fund	64.47	38.93	25.54	32.65	0.00	0.16	2.54	0.33	74.53
Vanguard Target Retirement 2035 Fund	71.81	43.33	28.48	25.31	0.00	0.12	2.62	0.26	74.47
Vanguard Target Retirement 2040 Fund	79.01	47.60	31.41	18.29	0.00	0.09	2.51	0.19	74.37
Vanguard Target Retirement 2045 Fund	86.30	52.07	34.23	10.88	0.00	0.05	2.70	0.13	74.47
Vanguard Target Retirement 2050 Fund	88.31	53.29	35.02	8.97	0.00	0.04	2.61	0.11	74.48
Vanguard Target Retirement 2055 Fund	88.15	53.35	34.80	9.05	0.00	0.04	2.70	0.11	74.69
Vanguard Target Retirement 2060 Fund	88.01	53.55	34.46	9.09	0.00	0.04	2.78	0.11	75.05
Vanguard Target Retirement 2065 Fund	87.90	52.71	35.19	9.12	0.00	0.04	2.87	0.11	74.06
Vanguard Target Retirement Income Fund	29.11	17.36	11.75	66.98	19.63	0.24	3.40	0.50	73.68